

Dakota County Recycling Survey 2019 - Report on Results -

December 17, 2019



Opinion Research on
Elections and Public Policy

Probolsky Research
3990 Westerly Place Suite 185
Newport Beach CA 92660

Newport Beach (949) 855-6400
San Francisco (415) 870-8150
Washington DC (202) 559-0270

Table of Contents

I.	Survey Methodology.	1
II.	Survey Questionnaire.	2
III.	Graphic Analysis/Presentation.	11
IV.	Cross-tabulations	58
V.	Verbatim Responses to Open-Ended Questions	
	<i>Question 3</i>	421
	<i>Question 5</i>	491
	<i>Question 6</i>	519
	<i>Question 7</i>	524
	<i>Question 9</i>	532
	<i>Question 10</i>	536
	<i>Question 14</i>	540
	<i>Question 16</i>	543
	<i>Question 20</i>	545
	<i>Question 22</i>	547
	<i>Question 23</i>	549
	<i>Question 24</i>	557
	<i>Question 25</i>	627
	<i>Question 26</i>	698

Dakota County Recycling Survey

Survey Methodology*

From Thursday, November 14, 2019 to Tuesday, November 19, 2019, Probolsky Research conducted a live-interviewer telephone and online survey among residents within Dakota County.

A total of 600 residents were surveyed (150 by telephone and 450 online). A survey of this size yields a margin of error of +/-4.0%, with a confidence level of 95%. Interviews were conducted with respondents on both landline (40%) and mobile phones (60%) and were offered in English and Spanish (2.5%) languages. For the online survey phase, we invited participation via email and text message. Security measures precluded individuals from completing the survey more than once and allowed only the designated voter to complete the survey. Online respondents were able to use their computer, tablet or smart phone to participate.

Probolsky Research applies a stratified random sampling methodology to our sample design, ensuring that the demographic proportions of survey respondents match the demographic composition of Dakota County residents. The original sample was compiled by enhanced consumer data to ensure we reached residents on their most current phone numbers and email addresses.

Probolsky Research specializes in opinion research on behalf of corporate, election, government, non-profit, and special interest clients.



Probolsky Research
3990 Westerly Place Suite 185
Newport Beach CA 92660

Newport Beach (949) 855-6400
San Francisco (415) 870-8150
Washington DC (202) 559-0270

**Dakota County Residential
Recycling Survey 2019**

Field Dates: Thursday, November 14, 2019 to Tuesday, November 19, 2019
 Universe: Among all residents within Dakota County
 Language: English and Spanish
 N = 600
 Margin of Error = +/-4%

**ONLINE:
NEED MORE BACKGROUND**

We are Probolsky Research a national opinion research organization and we are conducting a survey about issues facing your community. Your opinion is important, and your responses are confidential.

TELEPHONE:

Hello, may I speak with _____? [IF NOT AVAILABLE—SCHEDULE CALLBACK]
 This is _____ with Probolsky Research a national opinion research organization. We are conducting a survey about recycling issues in Dakota County. Your opinion is important.

1. Do you currently recycle at home?

Yes	96.0%
No	3.2%
Unsure/Prefer not to answer	0.8%

2. How important do you think it is for your household to participate in curbside recycling?

Important	91.0%
<i>Very important</i>	92.7%
<i>Somewhat important</i>	7.3%
Unimportant	3.7%
<i>Somewhat unimportant</i>	86.4%
<i>Very unimportant</i>	13.6%
Unsure/Prefer not to answer	5.3%

3. What motivates you and others in your household to participate in recycling at home?
 [CAPTURE AND CODE]: _____
 Prefer not to answer [NOT READ]

Environmental concerns/Wildlife	48.80%
Reduce landfills/Waste	18.30%
Out of habit/Right thing/Easy to do	5.80%



Probolsky Research
 3990 Westerly Place Suite 185
 Newport Beach CA 92660

Newport Beach (949) 855-6400
 San Francisco (415) 870-8150
 Washington DC (202) 559-0270

To re-use/Save money/Resourceful	4.70%
Other	5.20%
None/Nothing	0.20%
Prefer not to answer	17.00%

4. Do you have recycling information in your home that you refer to often or frequently?

Yes	39.0%
No	54.8%
Unsure/Prefer not to answer	6.2%

[IF YES TO Q4]

5. Where did you get that information?

Waste Management/Trash company	19.70%
Mail/Mailings/Pamphlets	18.80%
From the city/Dakota County	17.90%
Internet	11.10%
Recycling plant	4.70%
Newspaper/Magazine/Newsletters	4.70%
Homeowners associations/Leasing staff	3.00%
Other	8.50%
Unsure/Prefer not to answer	11.60%

6. What resource do you currently use to check if something is recyclable?

Recycling cart provided by hauler	32.50%
I already know what can be recycled	24.50%
Hauler mailed information	15.30%
County website	13.50%
County mailed information	13.50%
City mailed information	13.20%
Hauler website	12.00%
City website	10.80%
Property manager	3.00%
Other	4.50%
I don't recycle	2.00%
Unsure/Prefer not to answer	7.70%



Probolsky Research
3990 Westerly Place Suite 185
Newport Beach CA 92660

Newport Beach (949) 855-6400
San Francisco (415) 870-8150
Washington DC (202) 559-0270

7. What do you do with recycling information you receive in the mail?

I read it and discard it	36.80%
I keep it and reference it	33.50%
Something else	9.20%
I don't read it	8.80%
I keep it but don't reference it	1.80%
I tell the rest of the household	3.70%
Unsure/Prefer not to answer	6.20%

8. When you are not sure if something is recyclable, what do you generally do?

Research what to do	34.50%
Trash when in doubt	34.30%
Recycle when in doubt	26.30%
Ask someone	3.70%
Unsure/Prefer not to answer	1.10%

9. Where do you keep your main recycling collection bin inside your house?
[RANDOMIZE]

Kitchen	56.30%
Garage	35.00%
Laundry room	2.20%
Basement	0.50%
Office	0.30%
Living room	0.20%
Bedroom	0.20%
Other	3.70%
Unsure/Prefer not to answer	1.70%

10. We would like to know how you gather recycled items in your home. Here is a list of common rooms. Please indicate in which of the following rooms you keep a separate recycling bin to collect recyclable items.
[RANDOMIZE]

Kitchen	68.20%
Garage	39.20%
Office	8.80%
Basement	7.50%
Laundry room	7.20%
Bathroom	3.80%
Living room	3.00%
Bedroom	3.00%



Probolsky Research
3990 Westerly Place Suite 185
Newport Beach CA 92660

Newport Beach (949) 855-6400
San Francisco (415) 870-8150
Washington DC (202) 559-0270

Other	3.20%
Unsure/Prefer not to answer	3.60%

Now we have a list of recycling programs operated by Dakota County. For each program, please indicate if you have heard of it and if you are satisfied or dissatisfied with the program. If you have no opinion or have never heard of the program, that's OK. The first program is [READ NAME]. Have you heard of [READ NAME]? Have you ever used the [READ NAME]? [RECORD] [IF YES>>] And would you say that you are very satisfied, somewhat satisfied, somewhat dissatisfied or very dissatisfied with [READ NAME]

[RANDOMIZE Q11/12, Q13/14, Q15/16, Q17/18]

<u>AWARE</u>				Have Not Used Program	<u>UNAWARE</u>	Unsure	Prefer not to answer
Have Used Program (NET)					Never Heard Of		
Satisfied (NET)		Dissatisfied (NET)					
Very satisfied	Somewhat satisfied	Very dissatisfied	Somewhat dissatisfied				

11. Master Recycler/Composter program

Aware	11.7%
Satisfied	2.5%
<i>Very satisfied</i>	86.7%
<i>Somewhat satisfied</i>	13.3%
Dissatisfied	0.0%

[ASK ONLY OF THOSE WHO ANSWERED "DISSATISFIED" TO Q11]

12. Why are you dissatisfied with the Master Recycler/Composter program?
[CAPTURE AND CODE]: _____

13. The Recycling Zone, County's household hazardous waste collection site

Aware	60.7%
Satisfied	43.3%
<i>Very satisfied</i>	81.9%
<i>Somewhat satisfied</i>	18.1%
Dissatisfied	1.8%
<i>Very dissatisfied</i>	18.2%
<i>Somewhat dissatisfied</i>	81.8%

[ASK ONLY OF THOSE WHO ANSWERED "DISSATISFIED" TO Q13]

14. Why are you dissatisfied with the Recycling Zone?
[CAPTURE AND CODE]: _____



Probolsky Research
3990 Westerly Place Suite 185
Newport Beach CA 92660

Newport Beach (949) 855-6400
San Francisco (415) 870-8150
Washington DC (202) 559-0270

Easier access to locations	18.20%
Takes time/Times are not convenient	18.20%
Cost/Should not be charged	18.20%
Other	45.50%

15. Organics Recycling Drop-off locations

Aware	26.3%
Satisfied	7.2%
<i>Very satisfied</i>	67.4%
<i>Somewhat satisfied</i>	32.6%
Dissatisfied	1.0%
<i>Very dissatisfied</i>	16.7%
<i>Somewhat dissatisfied</i>	83.3%

[ASK ONLY OF THOSE WHO ANSWERED "DISSATISFIED" TO Q15]

16. Why are you dissatisfied with the Organics Recycling Drop-off locations?
[CAPTURE AND CODE]: _____

More locations are needed	50.00%
Times are not convenient	33.30%
Other	16.70%

17. Fix It Clinics

Aware	26.5%
Satisfied	0.8%
<i>Very satisfied</i>	80%
<i>Somewhat satisfied</i>	20%
Dissatisfied	0.0%

[ASK ONLY OF THOSE WHO ANSWERED "DISSATISFIED" TO Q17]

18. Why are you dissatisfied with the Fix It Clinics?
[CAPTURE AND CODE]: _____

Now we have questions about resources provided by the County to help residents recycle and get rid of items properly. For each resource, please indicate if you have heard of it and if you are satisfied or dissatisfied with the resource. If you have no opinion or have never heard of the resource, that's OK. The first resource is [READ NAME]. Have you heard of [READ NAME]? Have you ever used the [READ NAME]? [RECORD] [IF YES>>] And would you say that you are very satisfied, somewhat satisfied, somewhat dissatisfied or very dissatisfied with [READ NAME]

[ROTATE Q19/20 – Q21/22]

<u>AWARE</u>	<u>UNAWARE</u>	Unsure	
Have Used Program (NET)	Never Heard Of		



Probolsky Research
3990 Westerly Place Suite 185
Newport Beach CA 92660

Newport Beach (949) 855-6400
San Francisco (415) 870-8150
Washington DC (202) 559-0270

Satisfied (NET)		Dissatisfied (NET)		Have Not Used Program (NET)			Prefer not to answer
Very satisfied	Somewhat satisfied	Very dissatisfied	Somewhat dissatisfied				

19. Home Recycling Guide booklet (mailed every-other-year)

Aware	36.2%
Satisfied	31%
<i>Very satisfied</i>	71%
<i>Somewhat satisfied</i>	29%
Dissatisfied	0.7%
<i>Very dissatisfied</i>	0%
<i>Somewhat dissatisfied</i>	100%

[ASK ONLY OF THOSE WHO ANSWERED "DISSATISFIED" TO Q19]

20. Why are you dissatisfied with the Home Recycling Guide booklet?
[CAPTURE AND CODE]: _____

Needs to be more detailed	50.00%
Other	50.00%

21. Green Guide, online recycling and disposal guide

Aware	27.3%
Satisfied	17.2%
<i>Very satisfied</i>	72.8%
<i>Somewhat satisfied</i>	27.2%
Dissatisfied	0.2%
<i>Very dissatisfied</i>	100%
<i>Somewhat dissatisfied</i>	0%

[ASK ONLY OF THOSE WHO ANSWERED "DISSATISFIED" TO Q21]

22. Why are you dissatisfied with the Green Guide, online recycling and disposal guide?
[CAPTURE AND CODE]: _____

Needs more curb side pick up	100.00%
-------------------------------------	----------------

23. Which of the following are the greatest barriers to recycling? Select your top two barriers.
[RANDOMIZE]

My recycling bin fills up too quickly	29.00%
There are too many rules to recycle properly	20.80%
I don't know what can go in the bin	18.50%



Probolsky Research
3990 Westerly Place Suite 185
Newport Beach CA 92660

Newport Beach (949) 855-6400
San Francisco (415) 870-8150
Washington DC (202) 559-0270

I believe that the recycling ends up with the trash anyway	15.70%
It's too hard to separate	6.00%
I don't have enough room on my property to store recycling bins	5.70%
My designated recycling receptacle is too far away or poorly managed	3.50%
I don't believe that recycling helps the environment	2.20%
I am unable to independently access my recycling receptacle	0.80%
Other	9.20%
Unsure/Prefer not to answer	22.50%

24. What feelings do you associate with recycling?
[CAPTURE AND CODE]: _____

Positive/Good/Satisfied	36.00%
I like recycling/Doing my part/Helpful/Right thing to do	28.00%
Too much work/Doubt/Negative	7.50%
Necessary/Important	6.50%
Neutral/Indifferent/No feelings	2.30%
Other	6.70%
None/Nothing	7.20%
Unsure/Prefer not to answer	5.80%

25. What do you wish you knew about recycling that you don't know today?
[CAPTURE AND CODE]: _____

Sorting/What can and cannot be recycled in general	14.50%
Where recyclables go	11.00%
More knowledge on the process of recycling plastics	5.50%
Recycling guidelines/General information	4.80%
Impact/Efficiency/Does it actually get recycled	4.50%
More options to recycle/Locations	3.80%
Recycling correctly	2.30%
More information on composting/Organic recycling	2.00%
Positive feedback (want to do more, enjoy it)	1.50%
Where to recycle electronics/Batteries	1.50%
Concerns and questions regarding cost	1.20%
Other	11.20%
None/Nothing	20.00%
Unsure/Prefer not to answer	16.10%



26. How would you prefer to receive recycling and disposal information? Select as many as apply.
[RANDOMIZE]

Newsletter mailed to your home	48.30%
On the cart provided by hauler	32.50%
E-mail news	30.00%
Postings on the County's website	26.50%
Postcards	26.00%
Social media posts, such as on Facebook, Twitter, and Nextdoor	20.00%
Text message alerts	12.70%
TV ads	8.50%
Short videos	7.70%
Talking to a person knowledgeable about recycling at a community event	6.80%
Internet ads	5.50%
Radio ads	5.20%
Ads printed in newspapers	4.80%
Some other way	1.70%
Unsure/Prefer not to answer	7.20%

Now, the following questions are for statistical purposes only...

27. In which city do you live?

Apple Valley	12.30%
Burnsville	13.70%
Eagan	15.80%
Farmington	5.30%
Lakeville	14.50%
Lilydale	0.20%
Hastings	5.30%
Inver Grove Heights	8.50%
Mendota Heights	4.70%
Rosemount	4.80%
South St. Paul	4.80%
Sunfish Lake	0.30%
West St. Paul	5.20%
Rural Township	3.80%
Unincorporated Area	0.20%
Prefer not to answer	0.50%



Probolsky Research
3990 Westerly Place Suite 185
Newport Beach CA 92660

Newport Beach (949) 855-6400
San Francisco (415) 870-8150
Washington DC (202) 559-0270

28. Do you own or rent your residence? Do you live in a home, condo, townhome or something else?

Own, detached single-family home	63.30%
Own, non-single family home like a condominium, townhome or apartment	16.20%
Rent, detached single-family home	1.80%
Rent, non-single family home like a condominium, townhome or apartment	12.30%
Other	1.70%
Prefer not to answer	4.70%

29. Which of the following best describes your race?

White/Caucasian	80.70%
Black/African American	2.50%
Asian	2.70%
Hispanic	4.50%
Native American or Alaska Native	0.50%
Two or more races	1.30%
Other	5.30%
Prefer not to answer	7.00%

30. What language do you speak most at home?

English	97.50%
Spanish	2.50%

Thank you for your time. Have a great (day/evening).



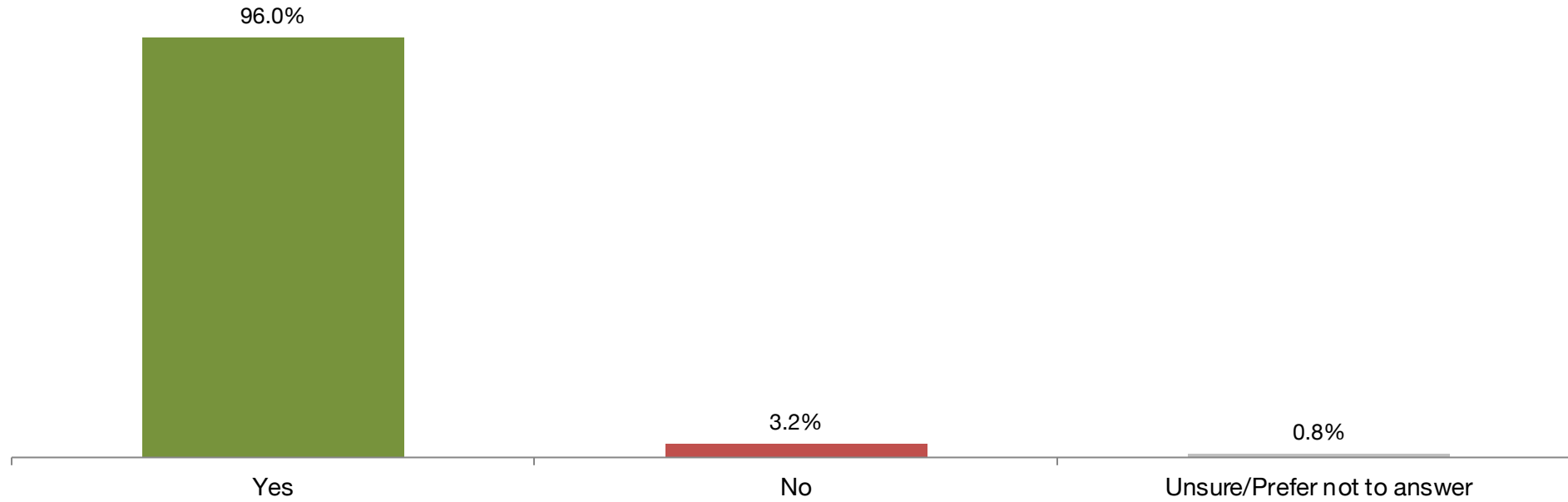
Probolsky Research
 3990 Westerly Place Suite 185
 Newport Beach CA 92660

Newport Beach (949) 855-6400
 San Francisco (415) 870-8150
 Washington DC (202) 559-0270

Graphical Analysis/ Presentation

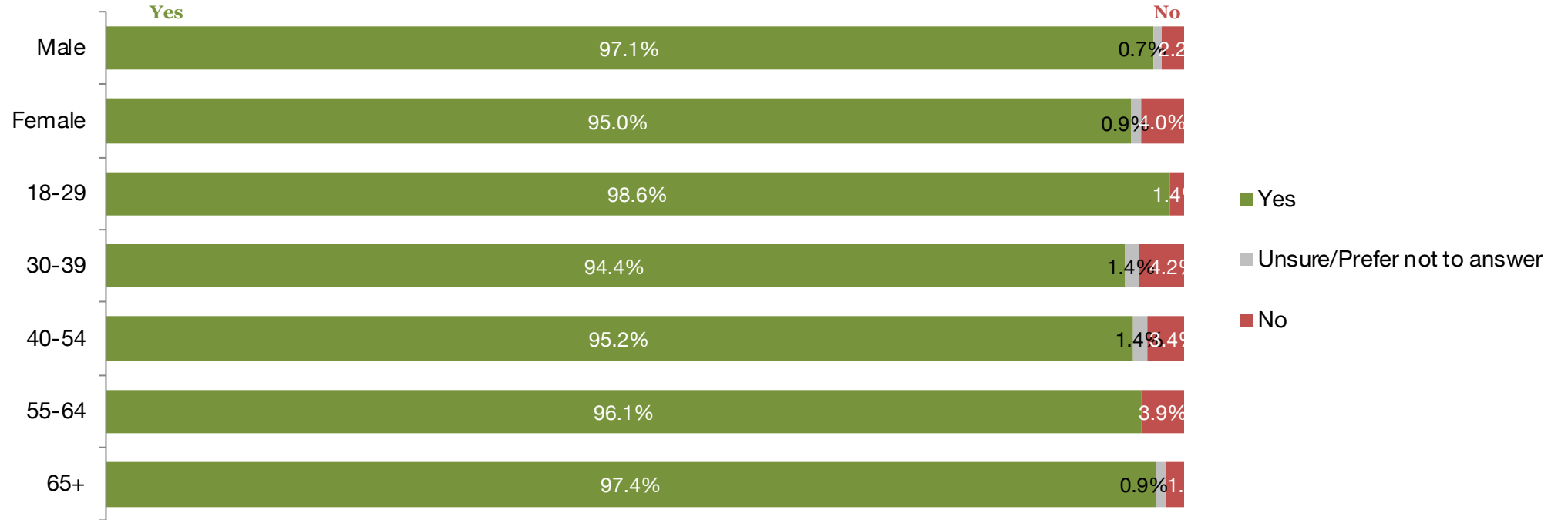
96% currently recycle at home

Question 1: Do you currently recycle at home?



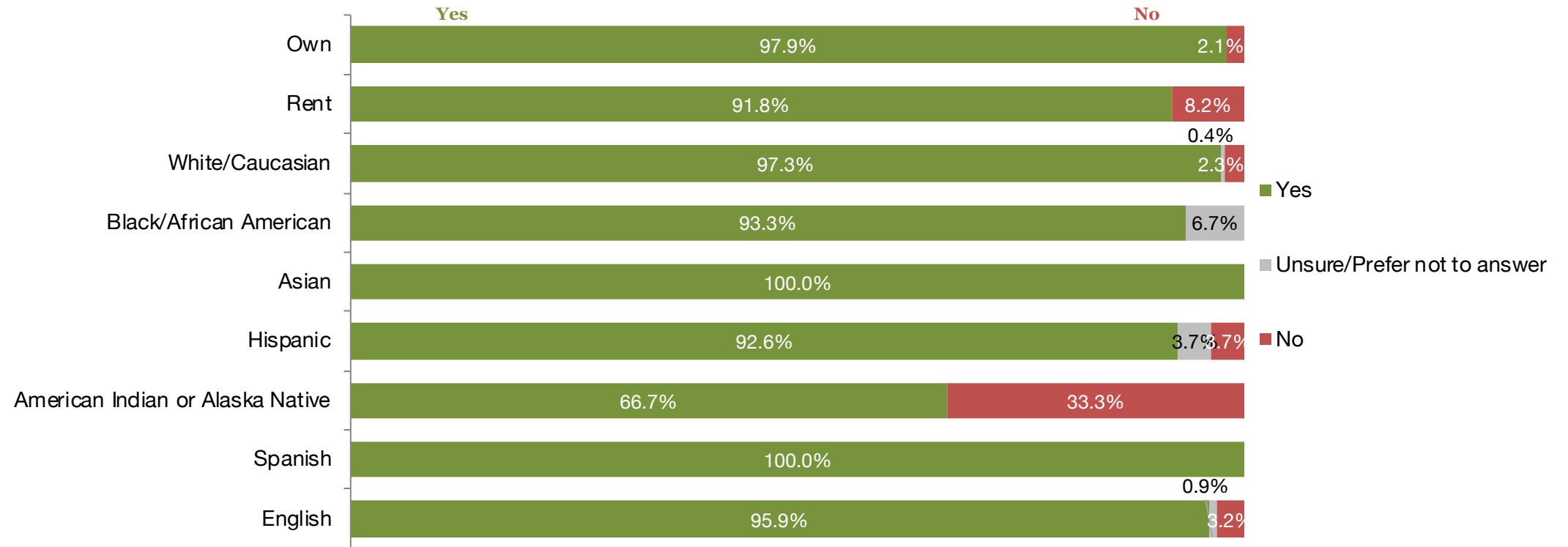
Results by gender and age group

Question 1: Do you currently recycle at home?



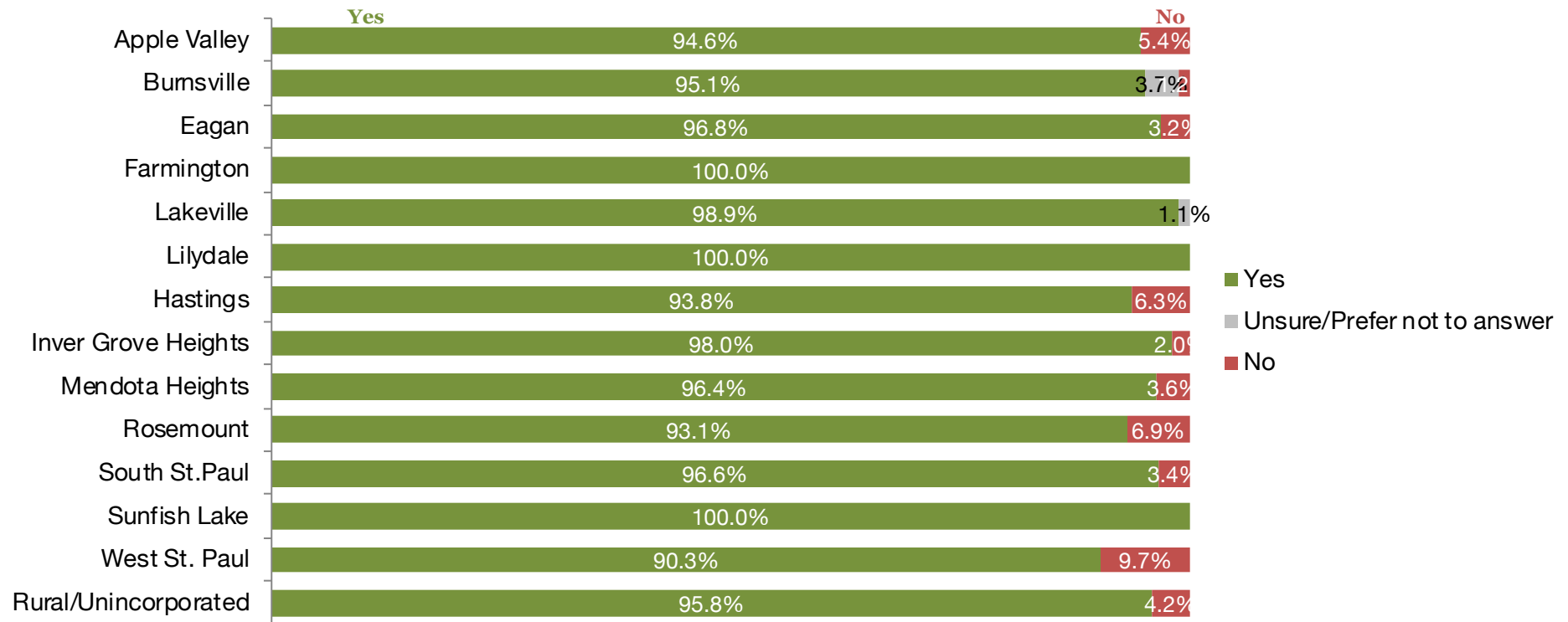
Results by home type, ethnicity and language

Question 1: Do you currently recycle at home?



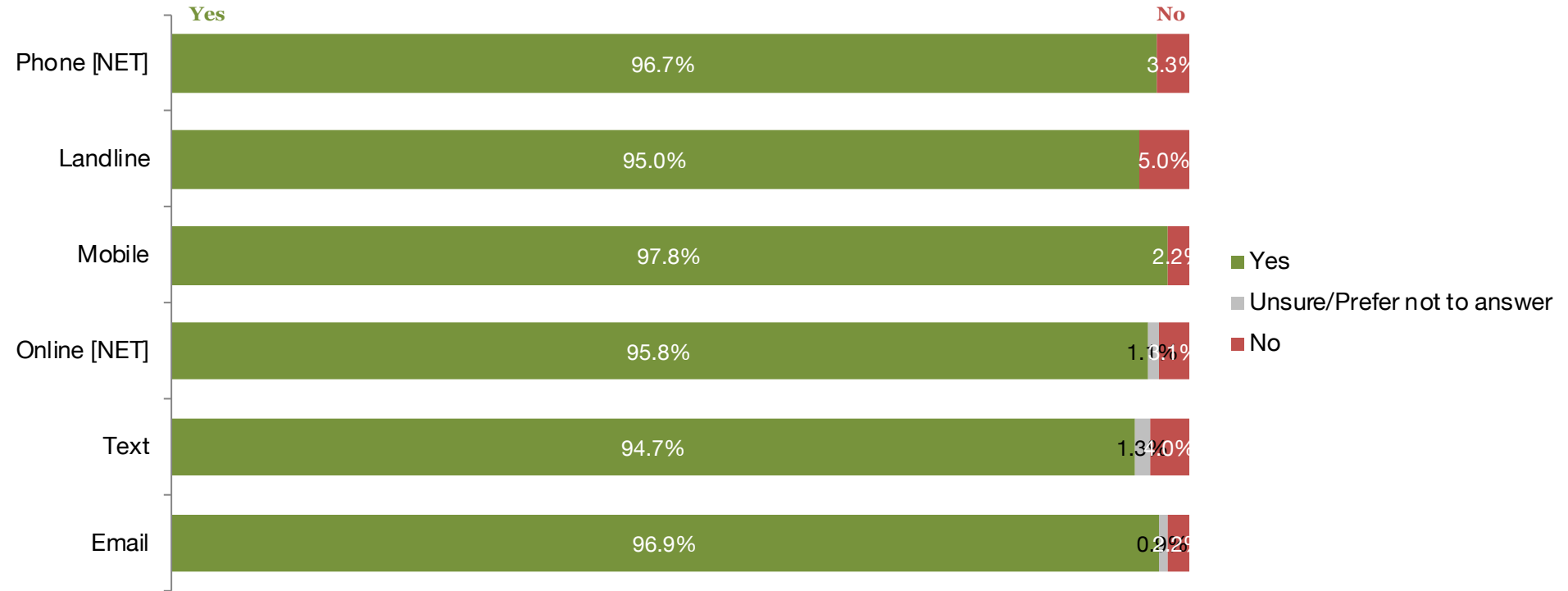
Results by community

Question 1: Do you currently recycle at home?



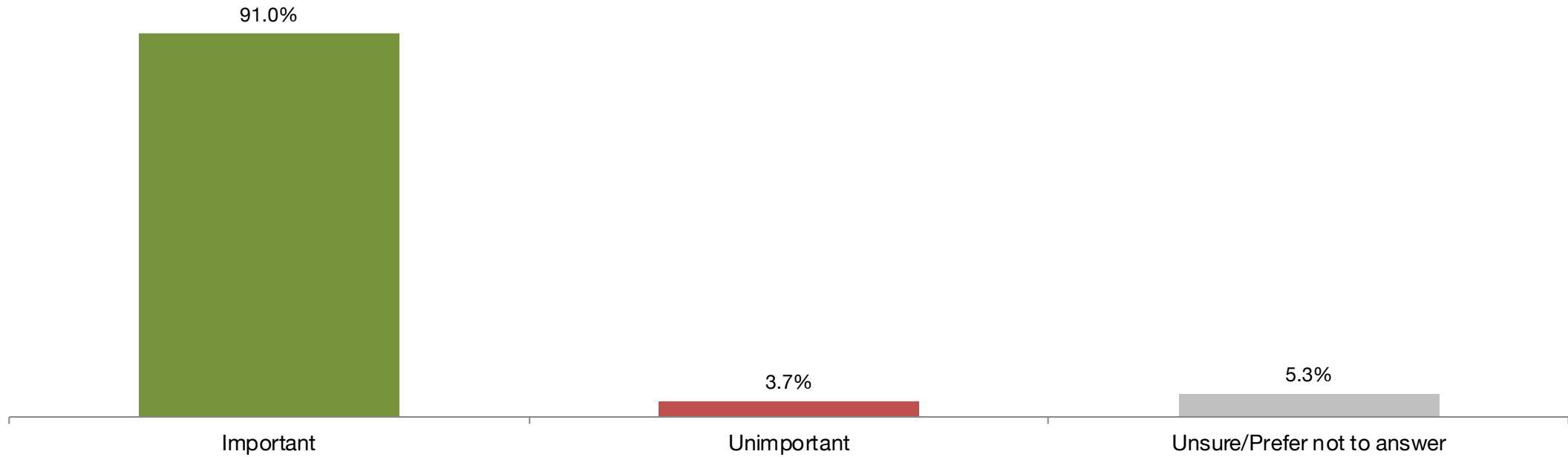
Results by survey mode

Question 1: Do you currently recycle at home?



91% say it is important to participate in curbside recycling

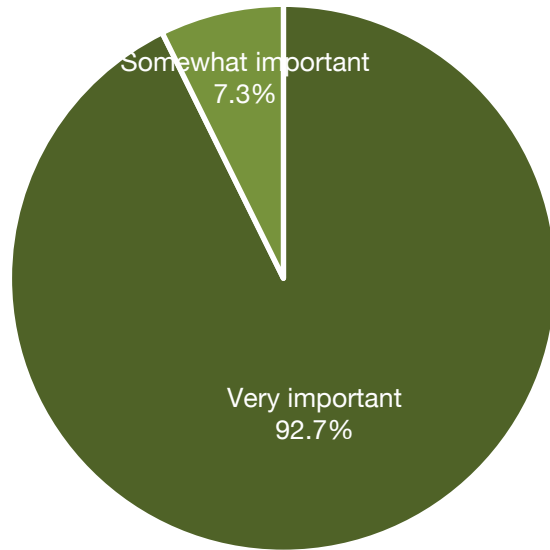
Question 2: How important do you think it is for your household to participate in curbside recycling?



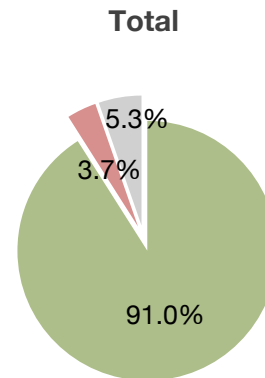
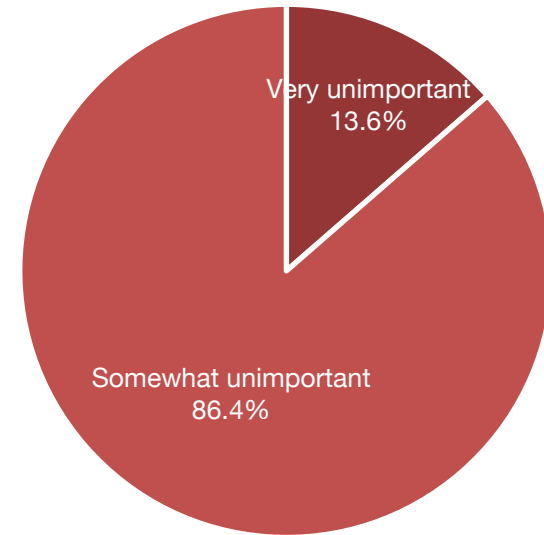
93% say it is very important for their household to participate in curbside recycling

Question 2: How important do you think it is for your household to participate in curbside recycling?

[91% REPRESENTS 546 RESPONDENTS]
Among those who say important

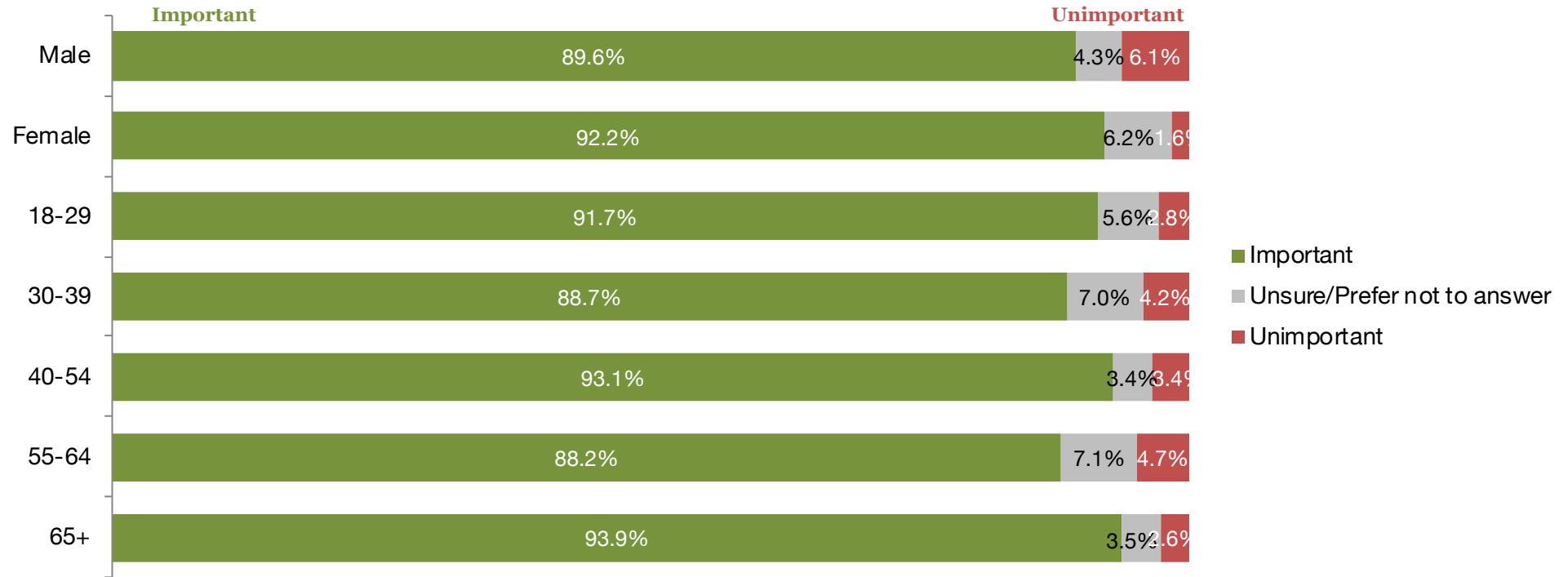


[3.7% REPRESENTS 22 RESPONDENTS]
Among those who say unimportant



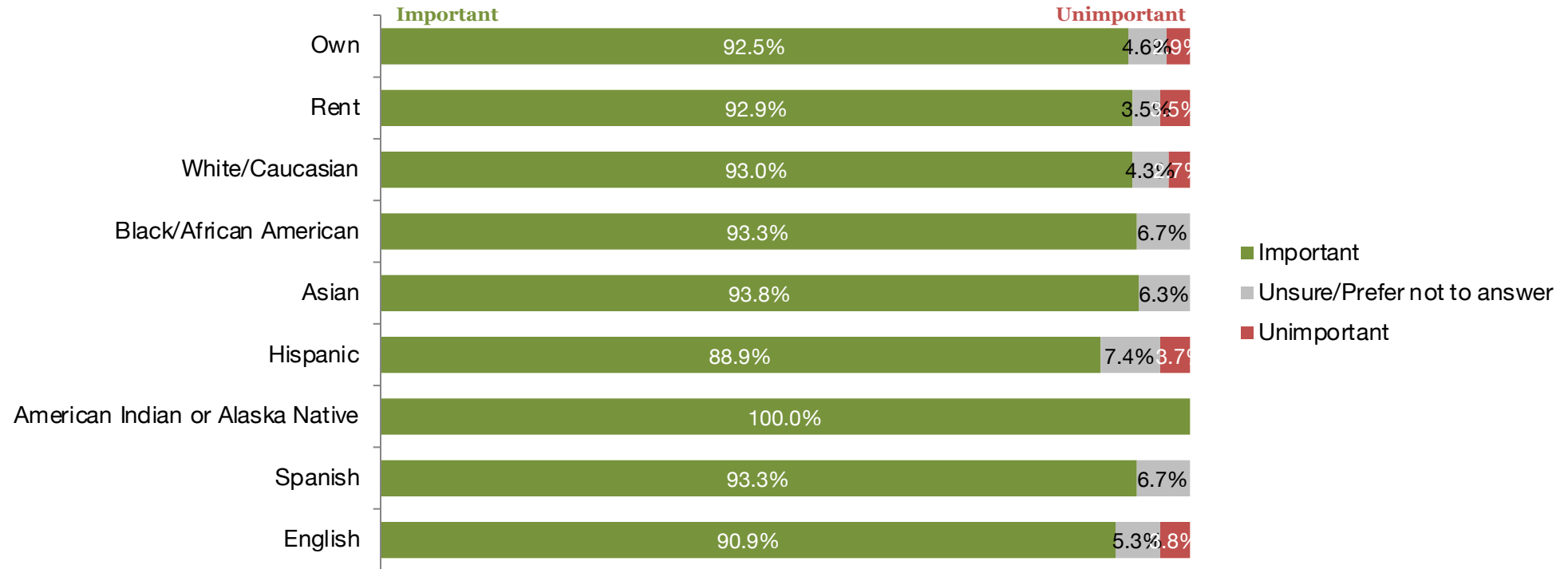
Results by gender and age group

Question 2: How important do you think it is for your household to participate in curbside recycling?



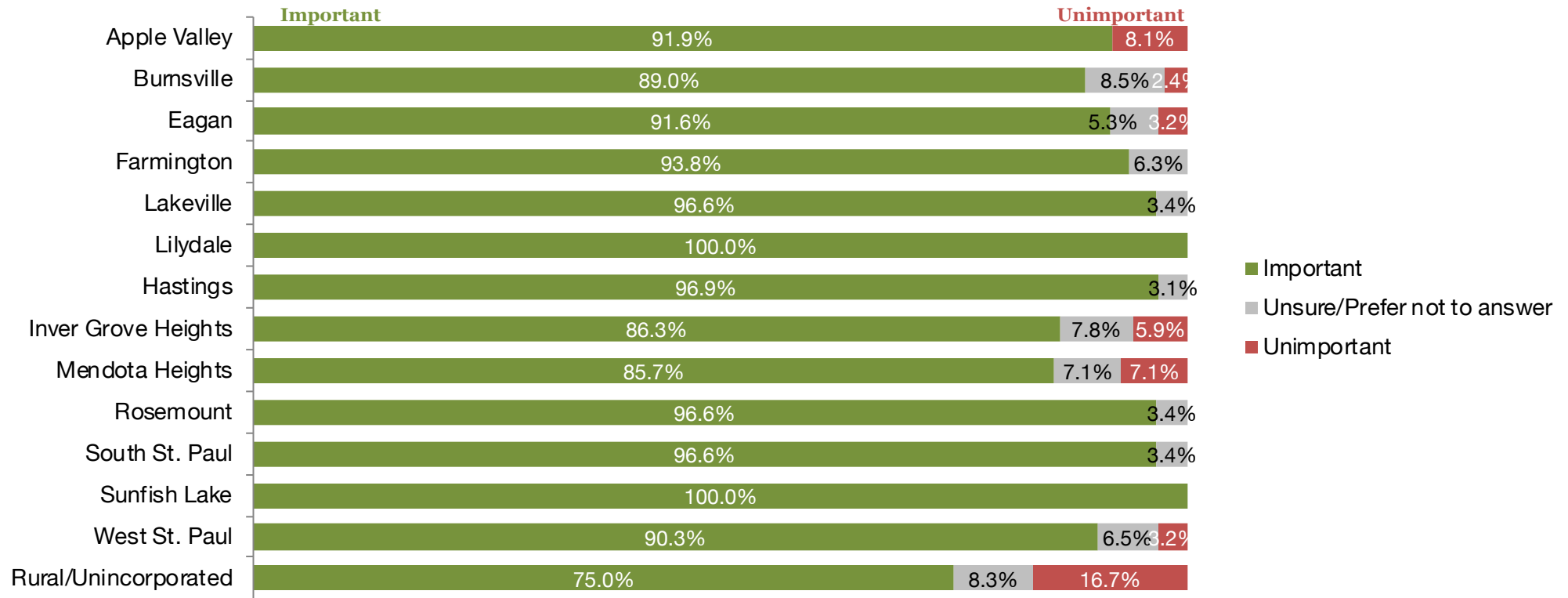
Results by home type, ethnicity and language

Question 2: How important do you think it is for your household to participate in curbside recycling?



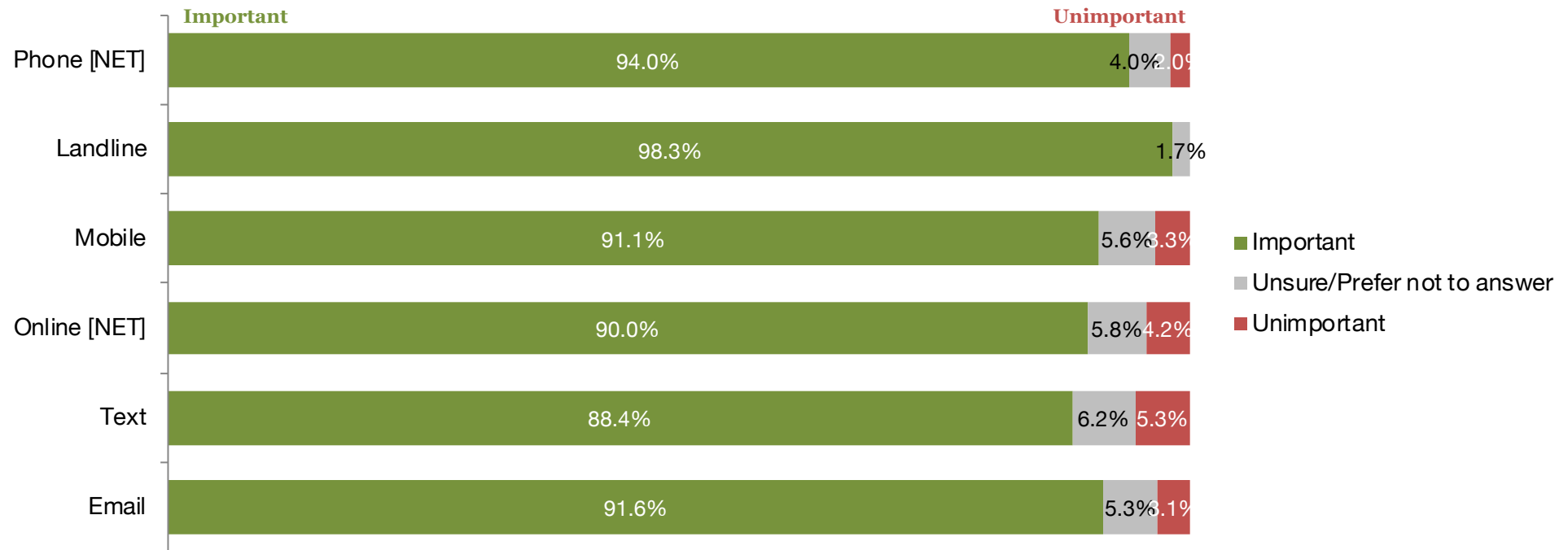
Results by community

Question 2: How important do you think it is for your household to participate in curbside recycling?



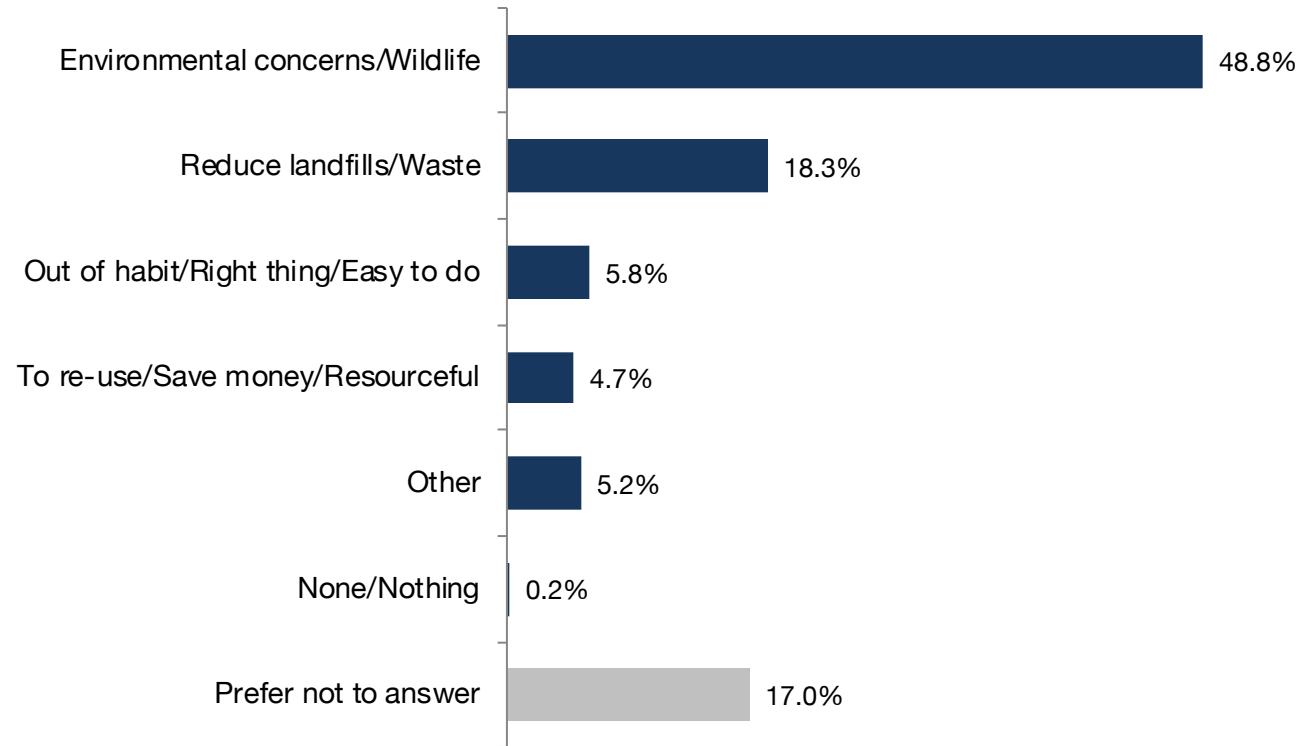
Results by survey mode

Question 2: How important do you think it is for your household to participate in curbside recycling?



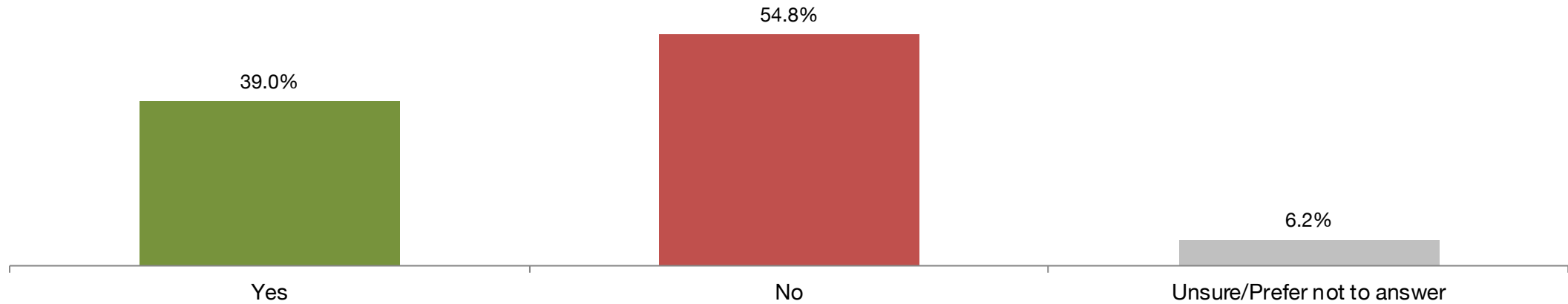
49% say they are motivated to participate in recycling at home due to environmental concerns/wildlife

Question 3: What motivates you and others in your household to participate in recycling at home?



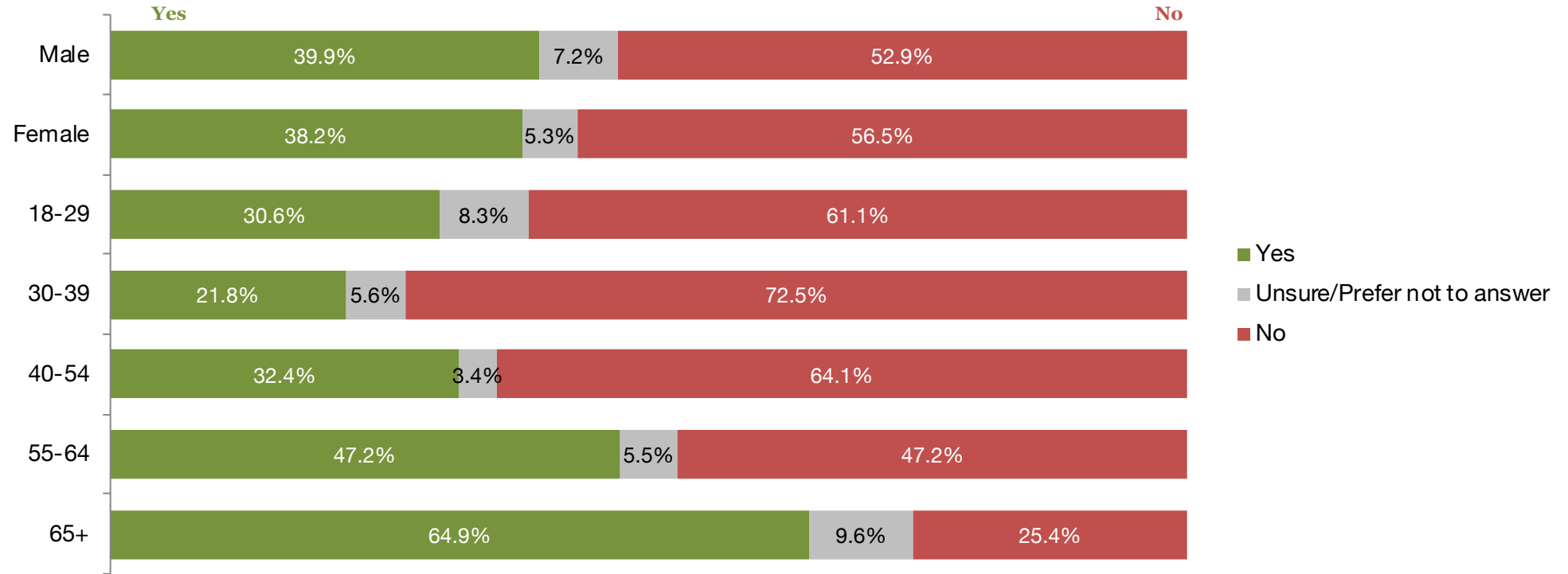
55% do not have recycling information in their home that they refer to often or frequently

Question 4: Do you have recycling information in your home that you refer to often or frequently?



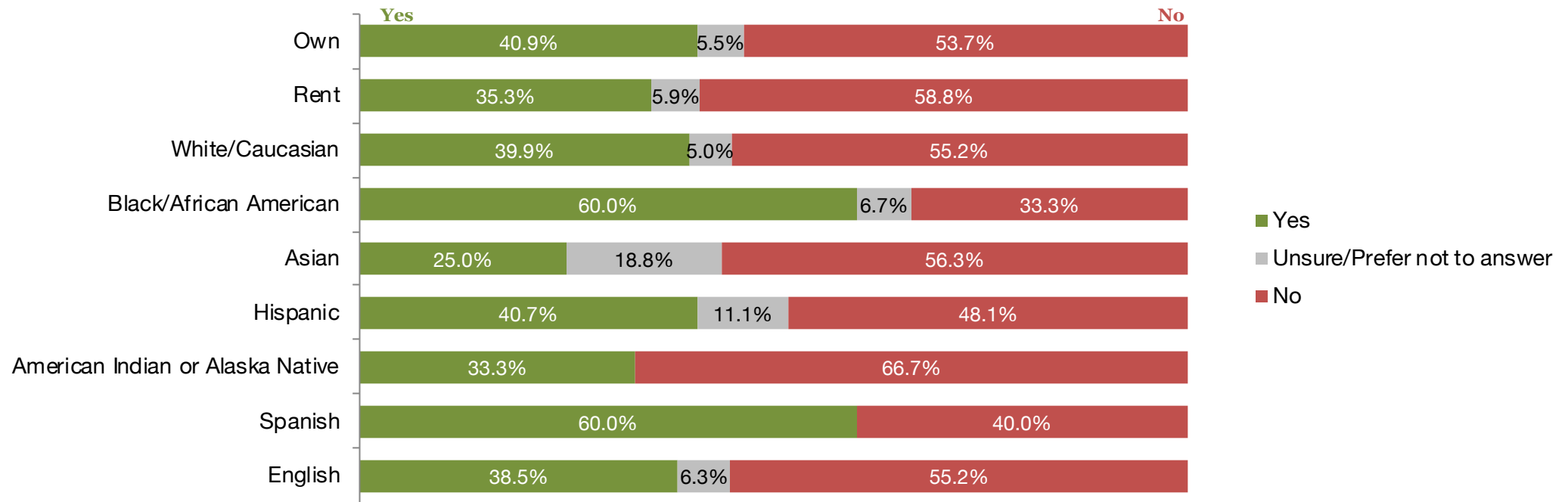
Results by gender and age group

Question 4: Do you have recycling information in your home that you refer to often or frequently?



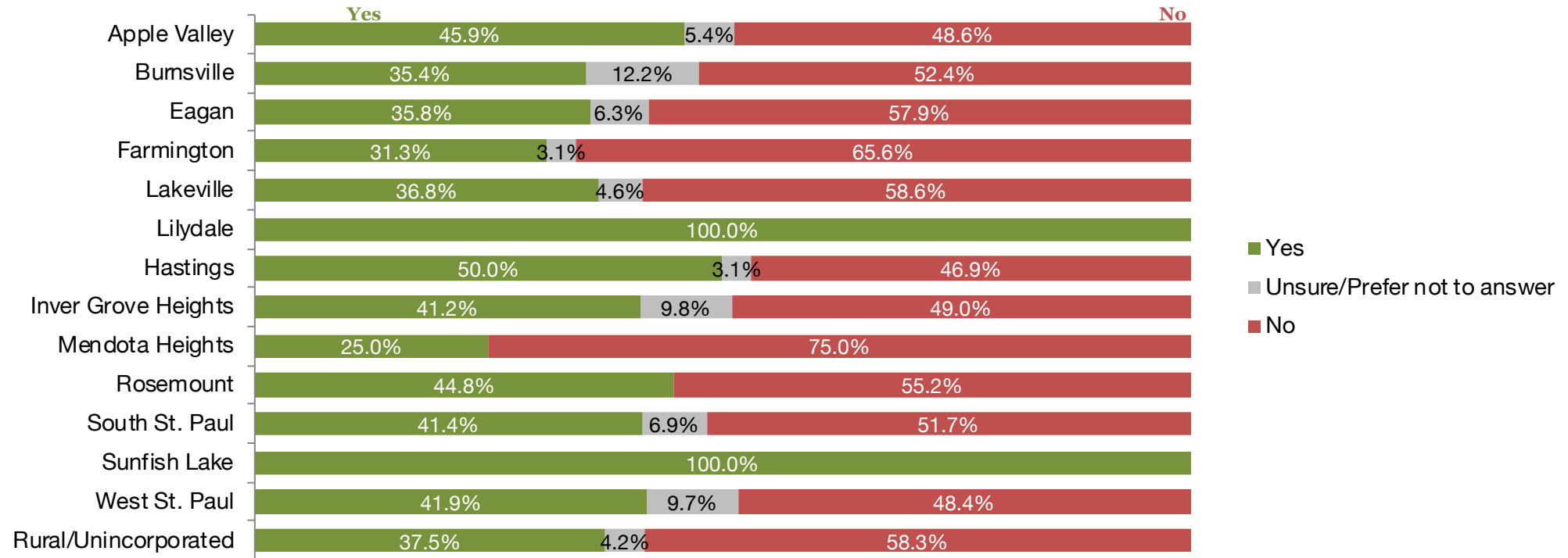
Results by home type, ethnicity and language

Question 4: Do you have recycling information in your home that you refer to often or frequently?



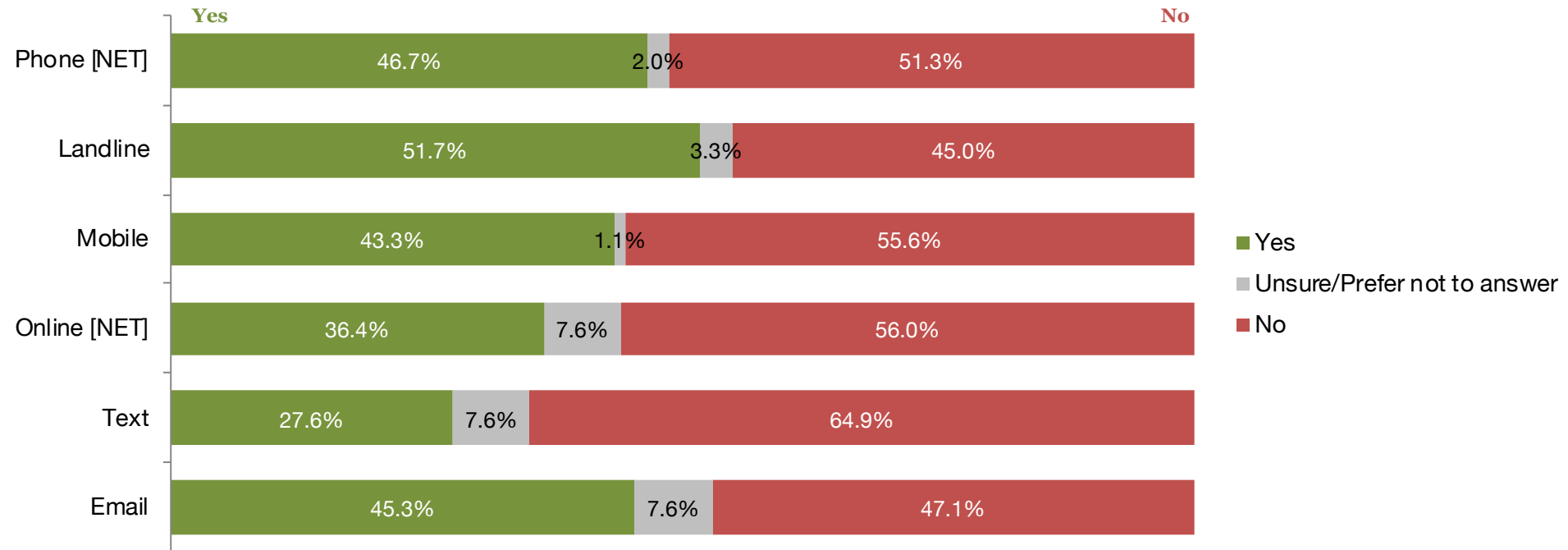
Results by community

Question 4: Do you have recycling information in your home that you refer to often or frequently?



Results by survey mode

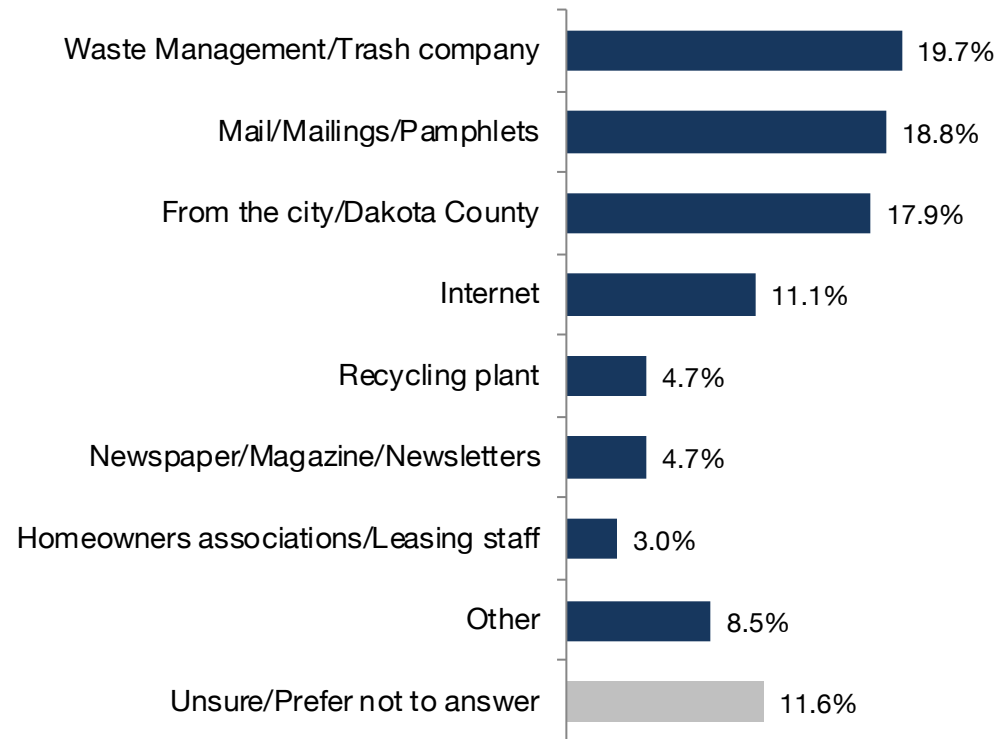
Question 4: Do you have recycling information in your home that you refer to often or frequently?



20% get their information from Waste Management/ trash company

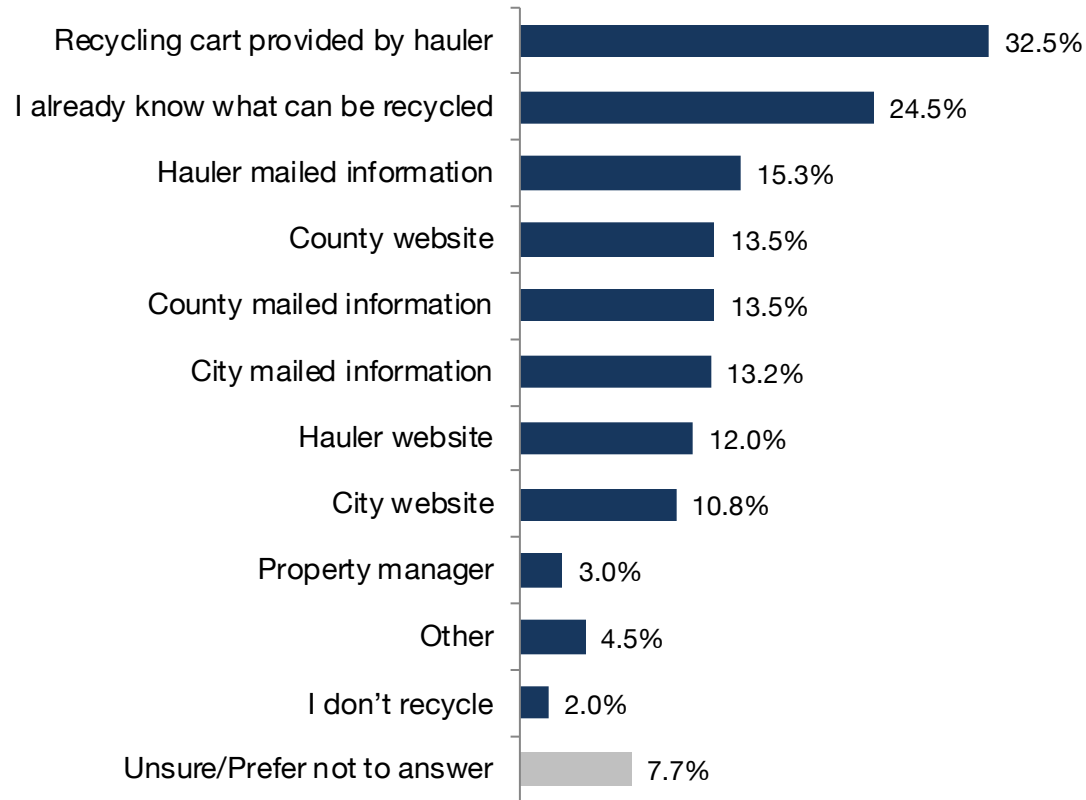
Question 5: Where did you get that information?

[AMONG THE 39% WHO ANSWERED YES TO Q4]



33% use their recycling cart to check if an item is recyclable

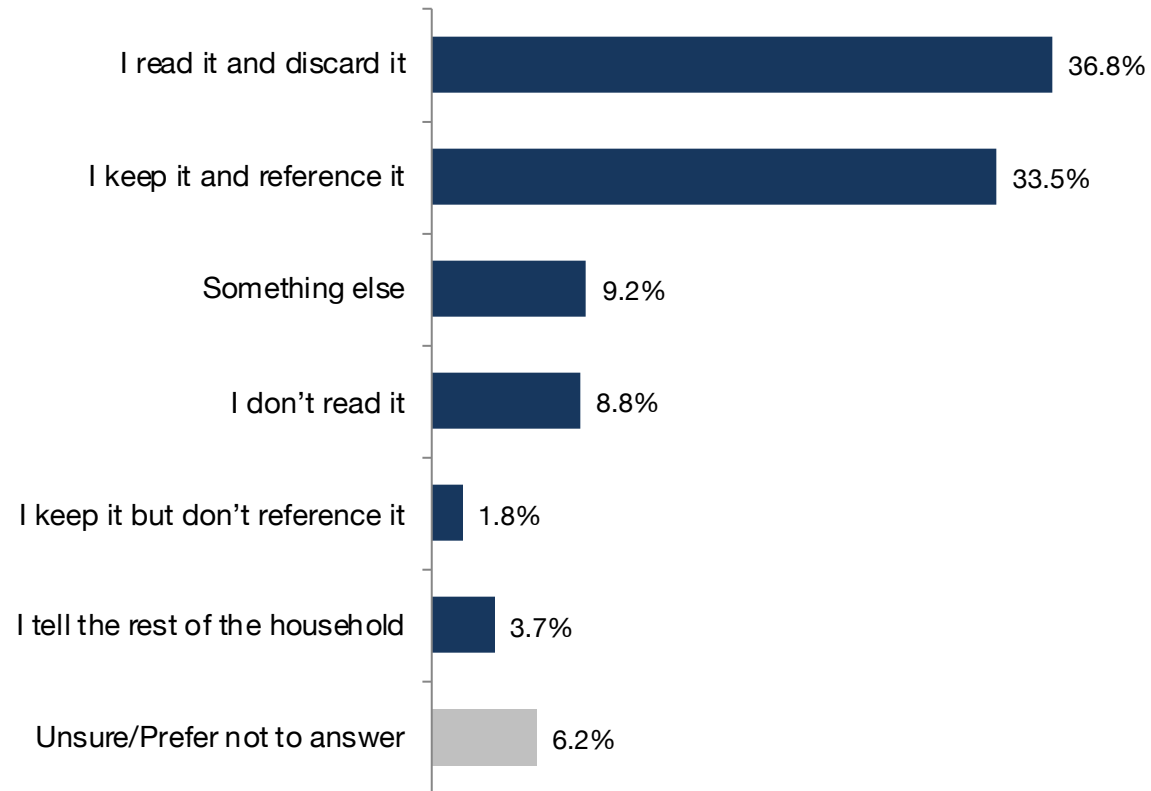
Question 6: What resource do you currently use to check if something is recyclable?



37% read and discard recycling information

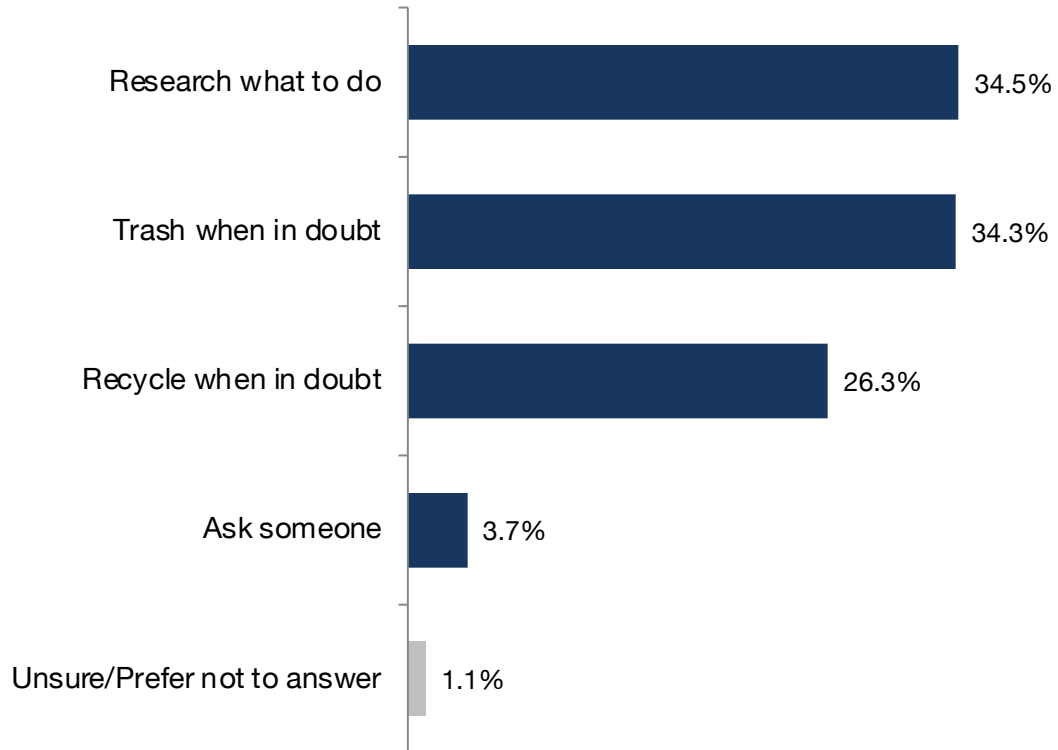
received in the mail

Question 7: What do you do with recycling information you receive in the mail?



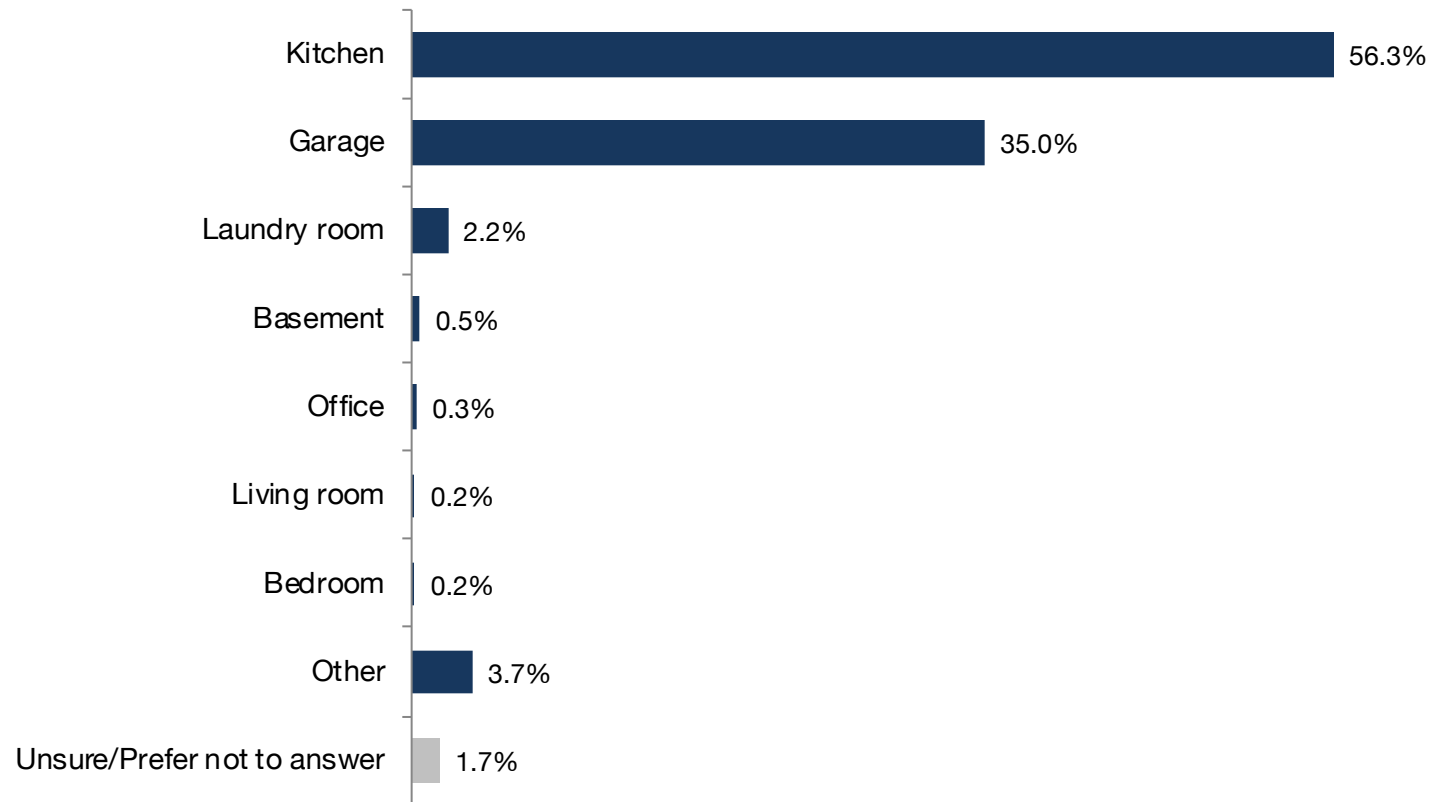
35% say they research what to do when they are unsure if an item is recyclable

Question 8: When you are not sure if something is recyclable, what do you generally do?



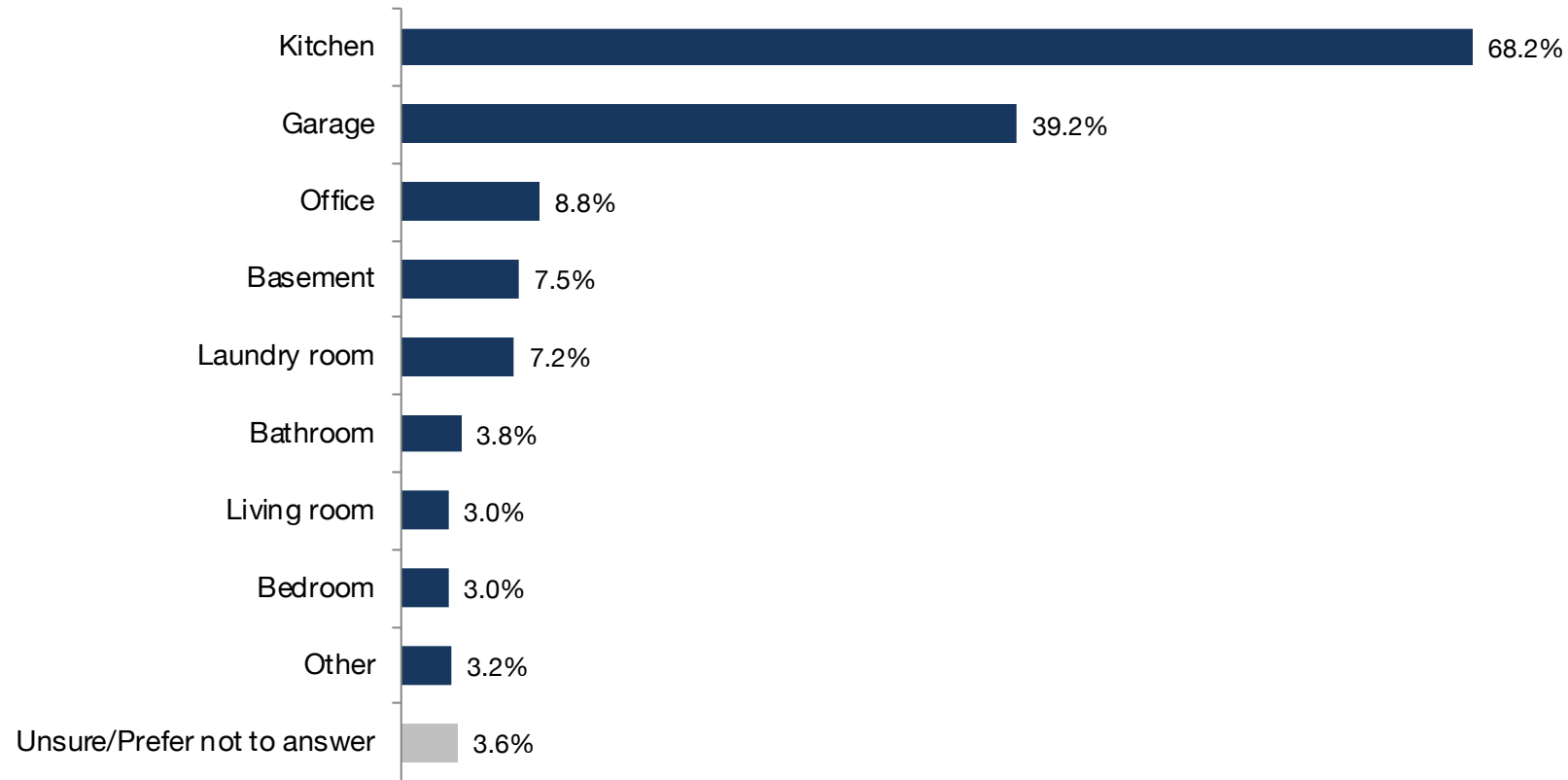
56% say they keep their main recycling collection bin in their kitchen

Question 9: Where do you keep your main recycling collection bin inside your house?



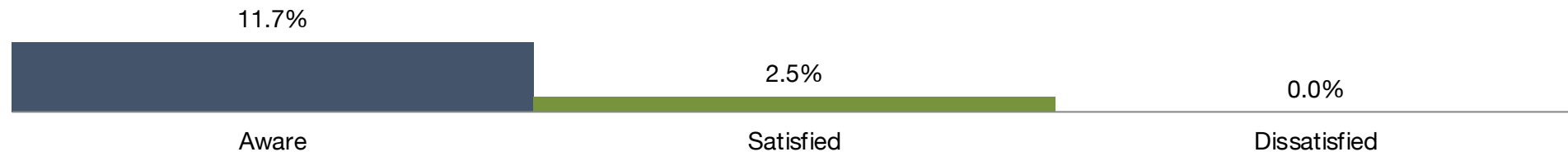
68% say they keep a separate recycling bin in their kitchen to collect recyclable items

Question 10: We would like to know how you gather recycled items in your home. Here is a list of common rooms. Please indicate in which of the following rooms you keep a separate recycling bin to collect recyclable items.



12% are aware of the Master Recycler/Composter

Question 11: Now we have a list of recycling programs operated by Dakota County. For each program, please indicate if you have heard of it and if you are satisfied or dissatisfied with the program. If you have no opinion or have never heard of the program, that's OK. The first program is **Master Recycler/Composter program**. Have you heard of Master Recycler/Composter program? Have you ever used the Master Recycler/Composter program?



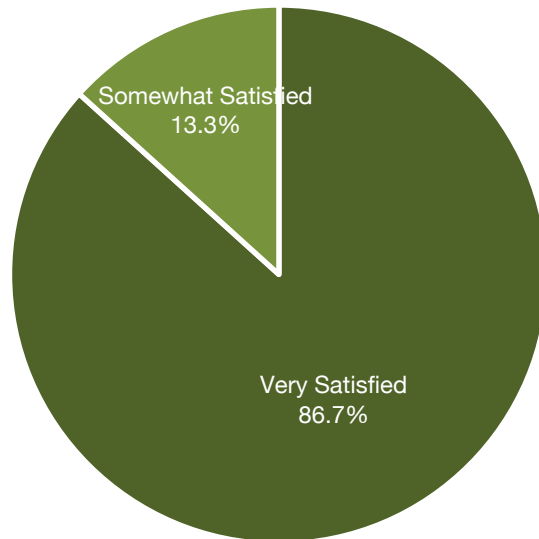
87% are very satisfied with the Master Recycler

/Composter program

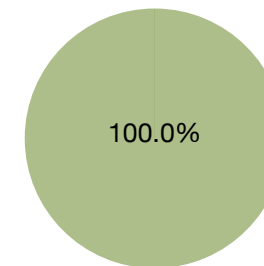
Question 11: Now we have a list of recycling programs operated by Dakota County. For each program, please indicate if you have heard of it and if you are satisfied or dissatisfied with the program. If you have no opinion or have never heard of the program, that's OK. The first program is **Master Recycler/Composter program**. Have you heard of Master Recycler/Composter program? Have you ever used the Master Recycler/Composter program?

[2.5% REPRESENTS 15 RESPONDENTS]

Among those who said Satisfied

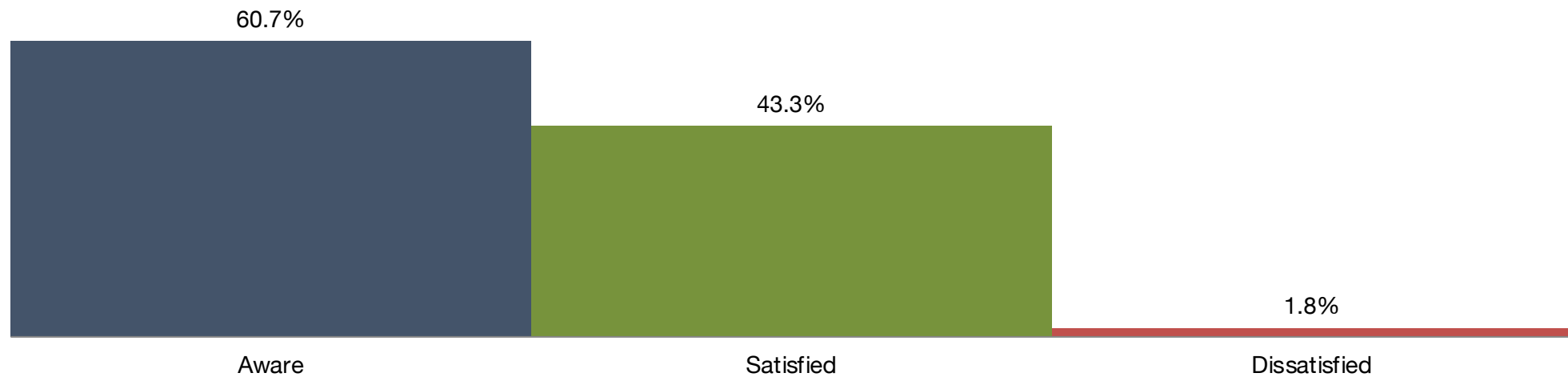


Total



61% are aware of the Recycling Zone

Question 13: Now we have a list of recycling programs operated by Dakota County. For each program, please indicate if you have heard of it and if you are satisfied or dissatisfied with the program. If you have no opinion or have never heard of the program, that's OK. The next program is **The Recycling Zone, County's household hazardous waste collection site**. Have you heard of The Recycling Zone, County's household hazardous waste collection site? Have you ever used The Recycling Zone, County's household hazardous waste collection site?

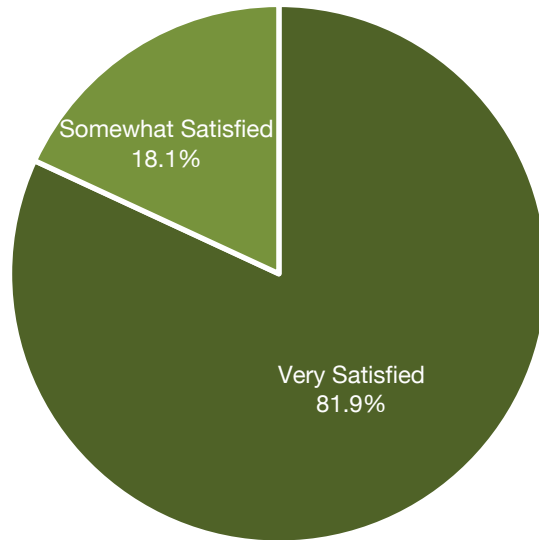


82% are very satisfied with The Recycling Zone

Question 13: Now we have a list of recycling programs operated by Dakota County. For each program, please indicate if you have heard of it and if you are satisfied or dissatisfied with the program. If you have no opinion or have never heard of the program, that's OK. The first program is The Recycling Zone, County's household hazardous waste collection site. Have you heard of **The Recycling Zone, County's household hazardous waste collection site**? Have you ever used The Recycling Zone, County's household hazardous waste collection site?

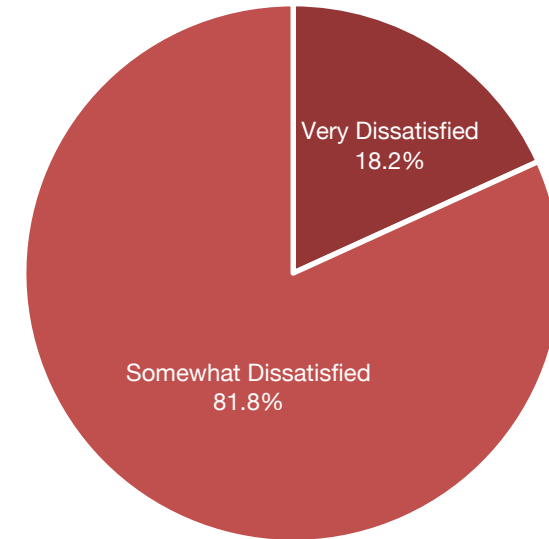
[43.3% REPRESENTS 260 RESPONDENTS]

Among those who said Satisfied

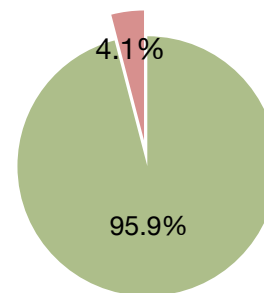


[1.8% REPRESENTS 11 RESPONDENTS]

Among those who said Dissatisfied



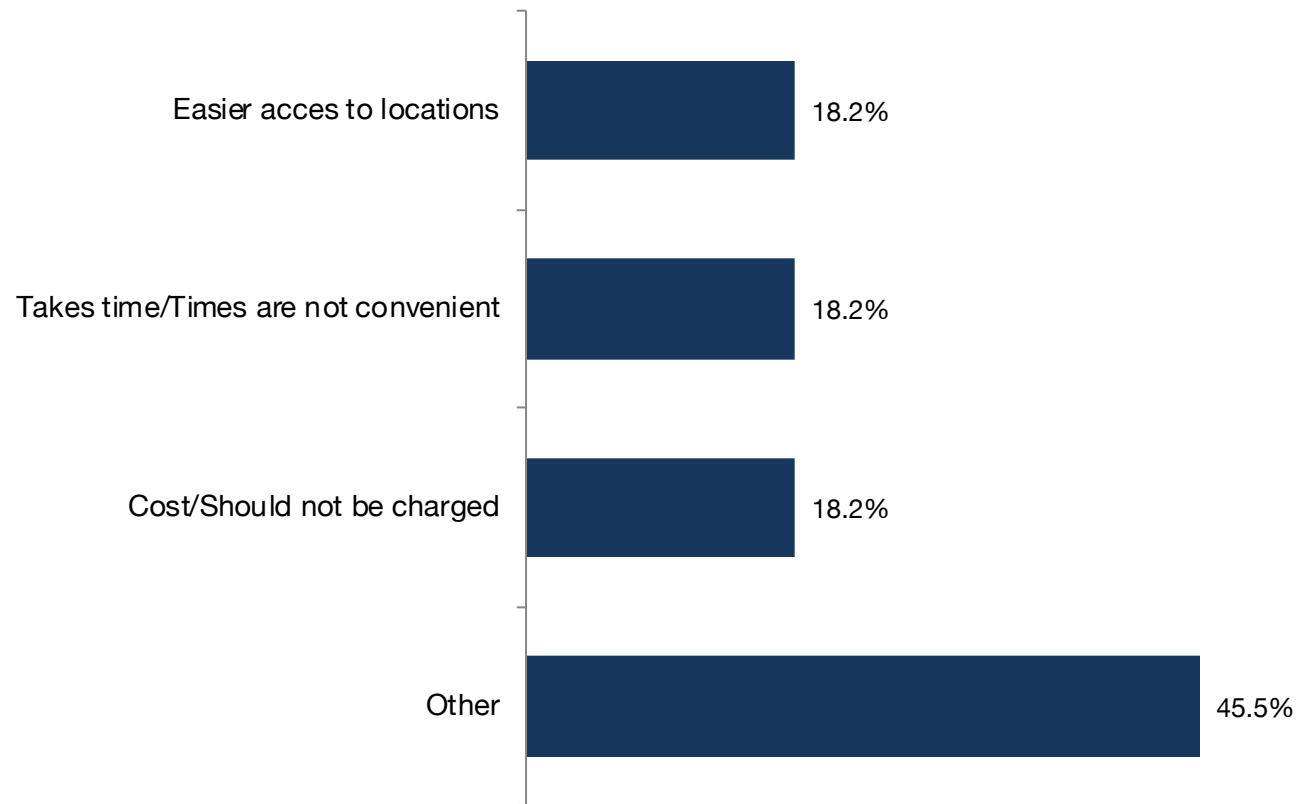
Total



18% would like to have easier access to locations, greater convenience, and lower costs

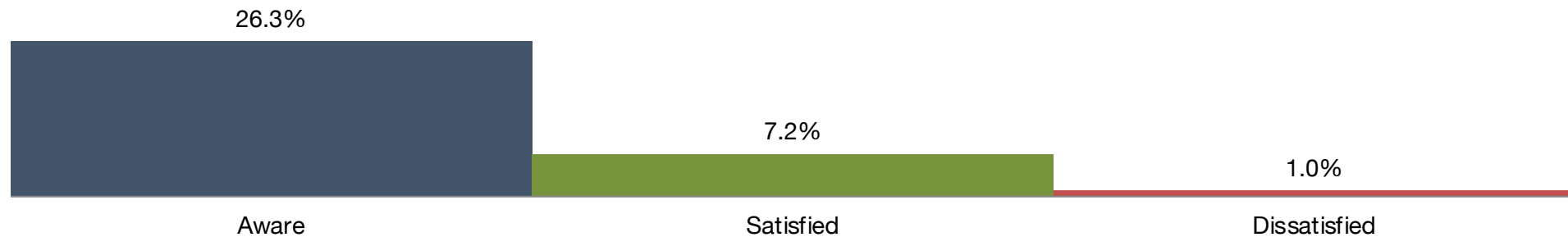
Question 14: Why are you dissatisfied with the Recycling Zone?

[AMONG THE 1.8% WHO ARE DISSATISFIED]



26% are aware with the Organics Recycling Drop-off locations

Question 15: Now we have a list of recycling programs operated by Dakota County. For each program, please indicate if you have heard of it and if you are satisfied or dissatisfied with the program. If you have no opinion or have never heard of the program, that's OK. The next program is **Organics Recycling Drop-off locations**. Have you heard of Organics Recycling Drop-off locations? Have you ever used Organics Recycling Drop-off locations?



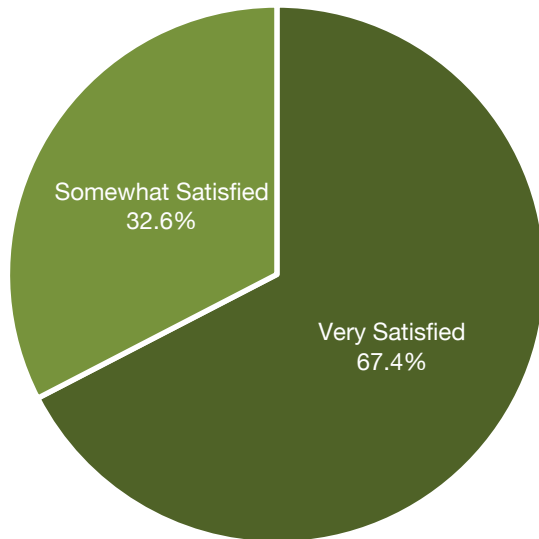
67% are very satisfied with the Organics Recycling

Drop-off Locations

Question 15: Now we have a list of recycling programs operated by Dakota County. For each program, please indicate if you have heard of it and if you are satisfied or dissatisfied with the program. If you have no opinion or have never heard of the program, that's OK. The first program is **Organics Recycling Drop-off locations**. Have you heard of Organics Recycling Drop-off locations? Have you ever used the Organics Recycling Drop-off locations?

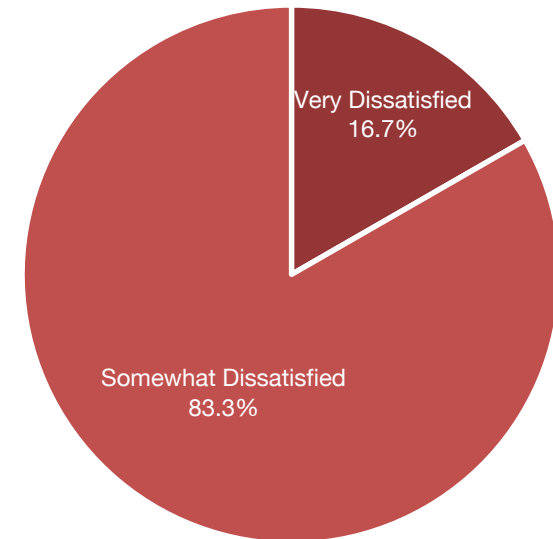
[7.2% REPRESENTS 43 RESPONDENTS]

Among those who said Satisfied

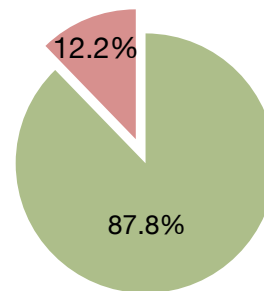


[1% REPRESENTS 6 RESPONDENTS]

Among those who said Dissatisfied



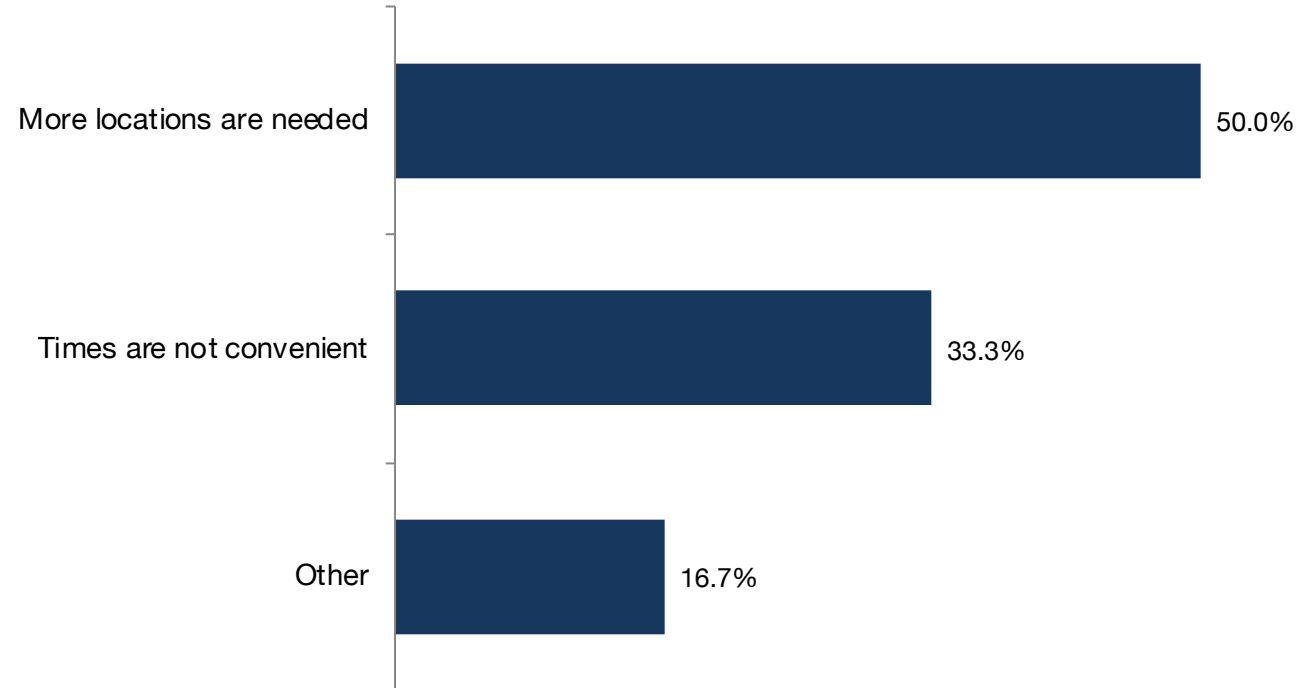
Total



50% say more locations are needed

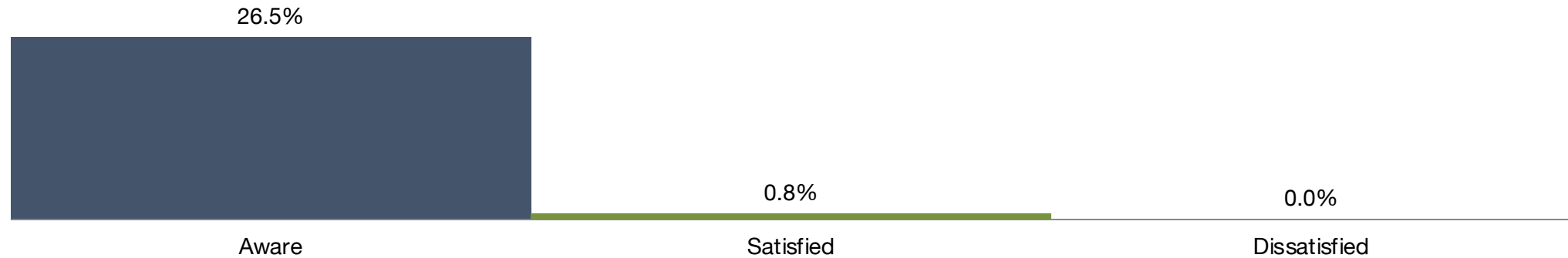
Question 16: Why are you dissatisfied with the Organics Recycling Drop-off locations?

[AMONG THE 1% WHO ARE DISSATISFIED]



27% are aware of the Fix It Clinics

Question 17: Now we have a list of recycling programs operated by Dakota County. For each program, please indicate if you have heard of it and if you are satisfied or dissatisfied with the program. If you have no opinion or have never heard of the program, that's OK. The next program is **Fix It Clinics**. Have you heard of Fix It Clinics? Have you ever used the Fix It Clinics?

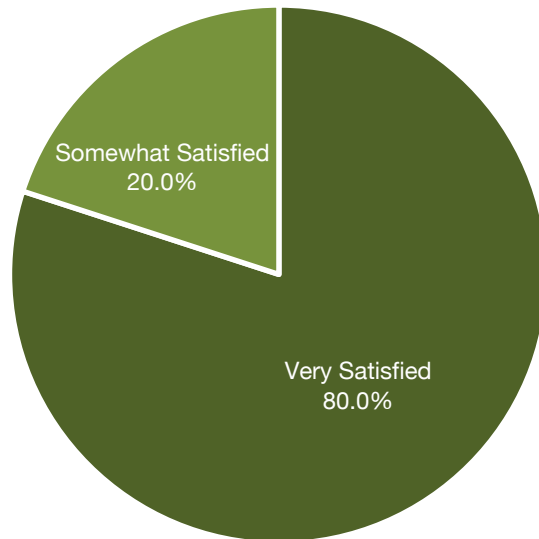


80% are very satisfied with the Fix It Clinics

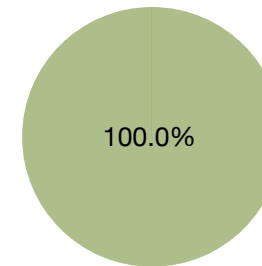
Question 17: Now we have a list of recycling programs operated by Dakota County. For each program, please indicate if you have heard of it and if you are satisfied or dissatisfied with the program. If you have no opinion or have never heard of the program, that's OK. The first program is Fix It Clinics. Have you heard of Fix It Clinics? Have you ever used the Fix It Clinics?

[0.8% REPRESENTS 5 RESPONDENTS]

Among those who said Satisfied



Total

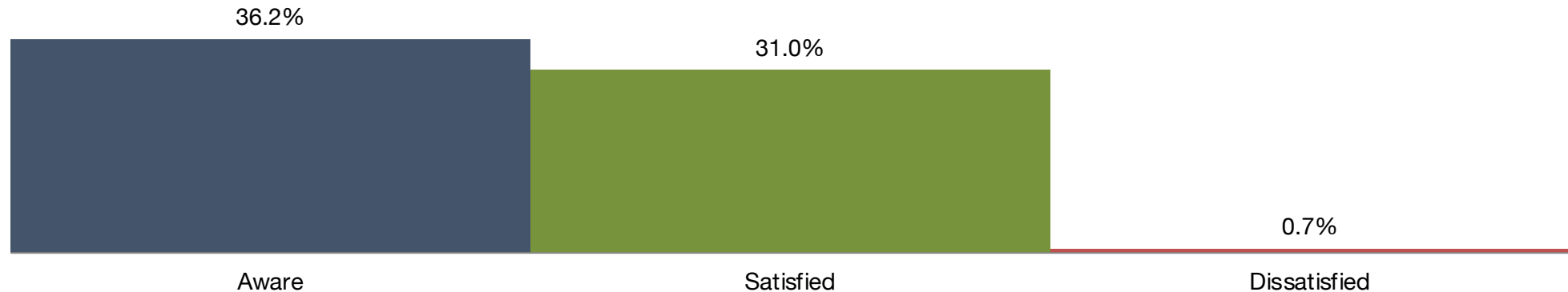


*None of the respondents chose "Dissatisfied".

36% are aware of the Home Recycling Guide

booklet

Question 19: Now we have questions about resources provided by the County to help residents recycle and get rid of items properly. For each resource, please indicate if you have heard of it and if you are satisfied or dissatisfied with the resource. If you have no opinion or have never heard of the resource, that's OK. The first resource is Home Recycling Guide booklet (mailed every-other-year). Have you heard of **Home Recycling Guide booklet (mailed every-other-year)**? Have you ever used the Home Recycling Guide booklet (mailed every-other-year)?



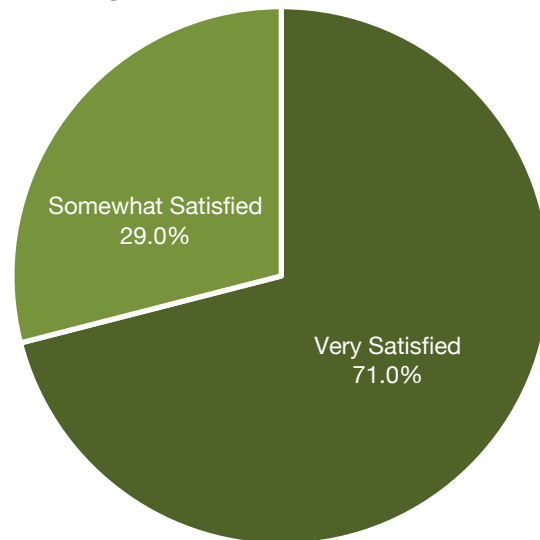
71% are very satisfied with the Home Recycling

Guide booklet

Question 19: Now we have questions about resources provided by the County to help residents recycle and get rid of items properly. For each resource, please indicate if you have heard of it and if you are satisfied or dissatisfied with the resource. If you have no opinion or have never heard of the resource, that's OK. The first resource is Home Recycling Guide booklet (mailed every-other-year). Have you heard of **Home Recycling Guide booklet (mailed every-other-year)**? Have you ever used the Home Recycling Guide booklet (mailed every-other-year)?

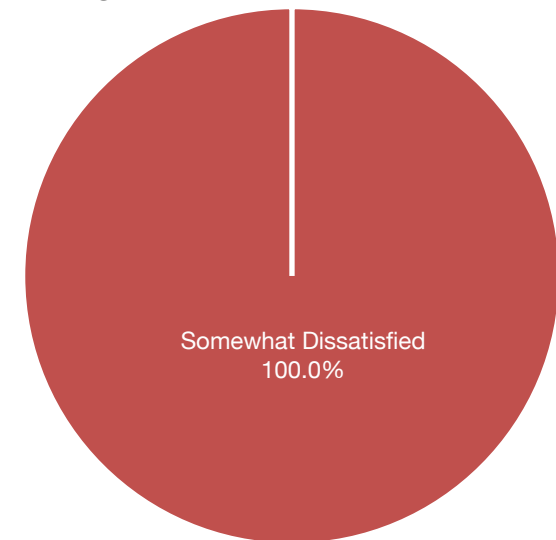
[31% REPRESENTS 186 RESPONDENTS]

Among those who said Satisfied

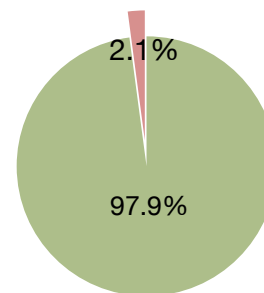


[0.7% REPRESENTS 4 RESPONDENTS]

Among those who said Dissatisfied



Total

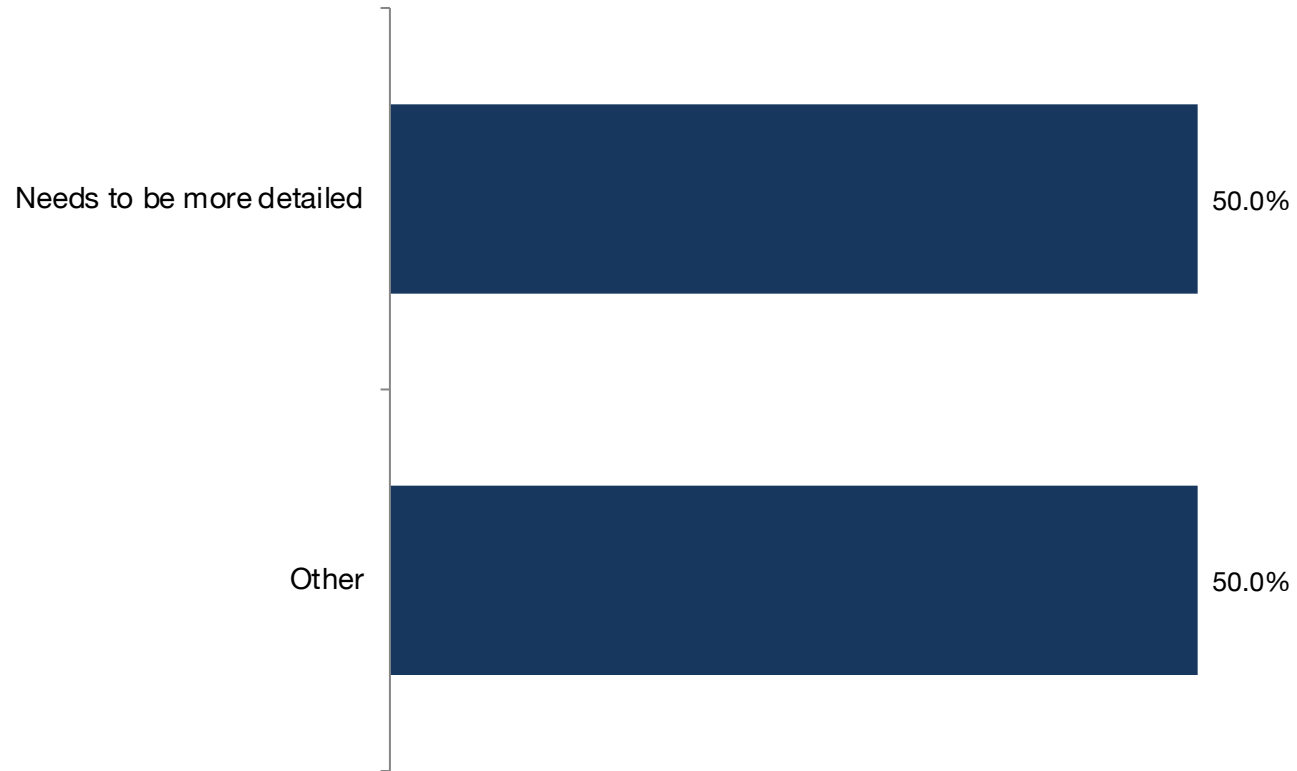


*None of the respondents chose "Very Dissatisfied".

50% say the Home Recycling Guide needs to be more detailed

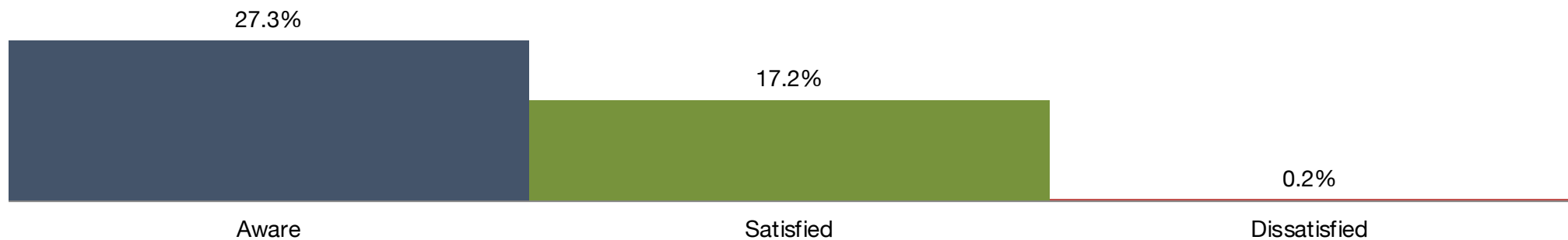
Question 20: Why are you dissatisfied with the Home Recycling Guide booklet?

[AMONG THE 0.7% WHO ARE DISSATISFIED]



27% are aware of the Green Guide

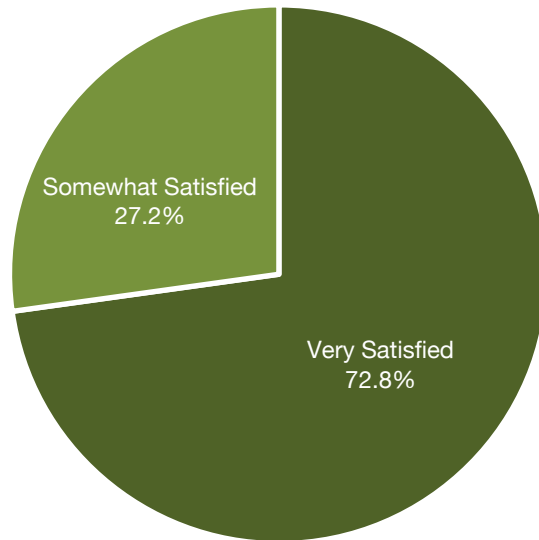
Question 21: Now we have questions about resources provided by the County to help residents recycle and get rid of items properly. For each resource, please indicate if you have heard of it and if you are satisfied or dissatisfied with the resource. If you have no opinion or have never heard of the resource, that's OK. The first resource is Green Guide, online recycling and disposal guide. Have you heard of **Green Guide, online recycling and disposal guide**? Have you ever used the Green Guide, online recycling and disposal guide?



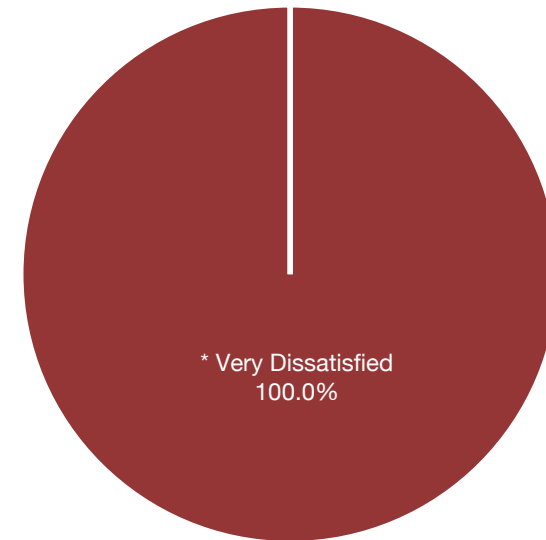
73% are very satisfied with the Green Guide

Question 21: Now we have questions about resources provided by the County to help residents recycle and get rid of items properly. For each resource, please indicate if you have heard of it and if you are satisfied or dissatisfied with the resource. If you have no opinion or have never heard of the resource, that's OK. The first resource is Green Guide, online recycling and disposal guide. Have you heard of **Green Guide, online recycling and disposal guide**? Have you ever used the Green Guide, online recycling and disposal guide?

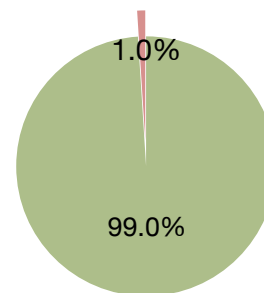
[17.2% REPRESENTS 103 RESPONDENTS]
Among those who said Satisfied



[0.2% REPRESENTS 1 RESPONDENT]
Among those who said Dissatisfied



Total



1 respondent says there needs to be more curb side pick up

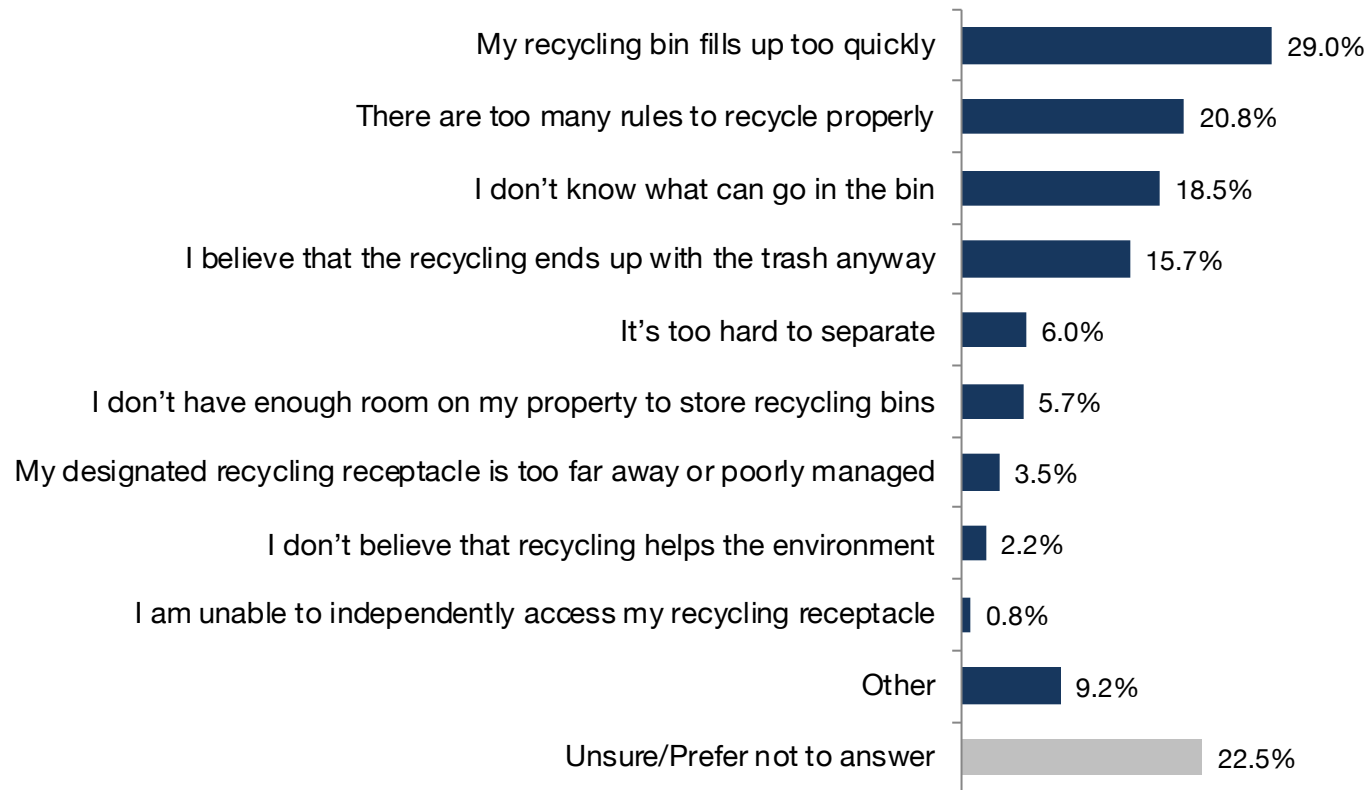
Question 22: Why are you dissatisfied with the Green Guide, online recycling and disposal guide?

[AMONG THE 0.2% WHO ARE DISSATISFIED]



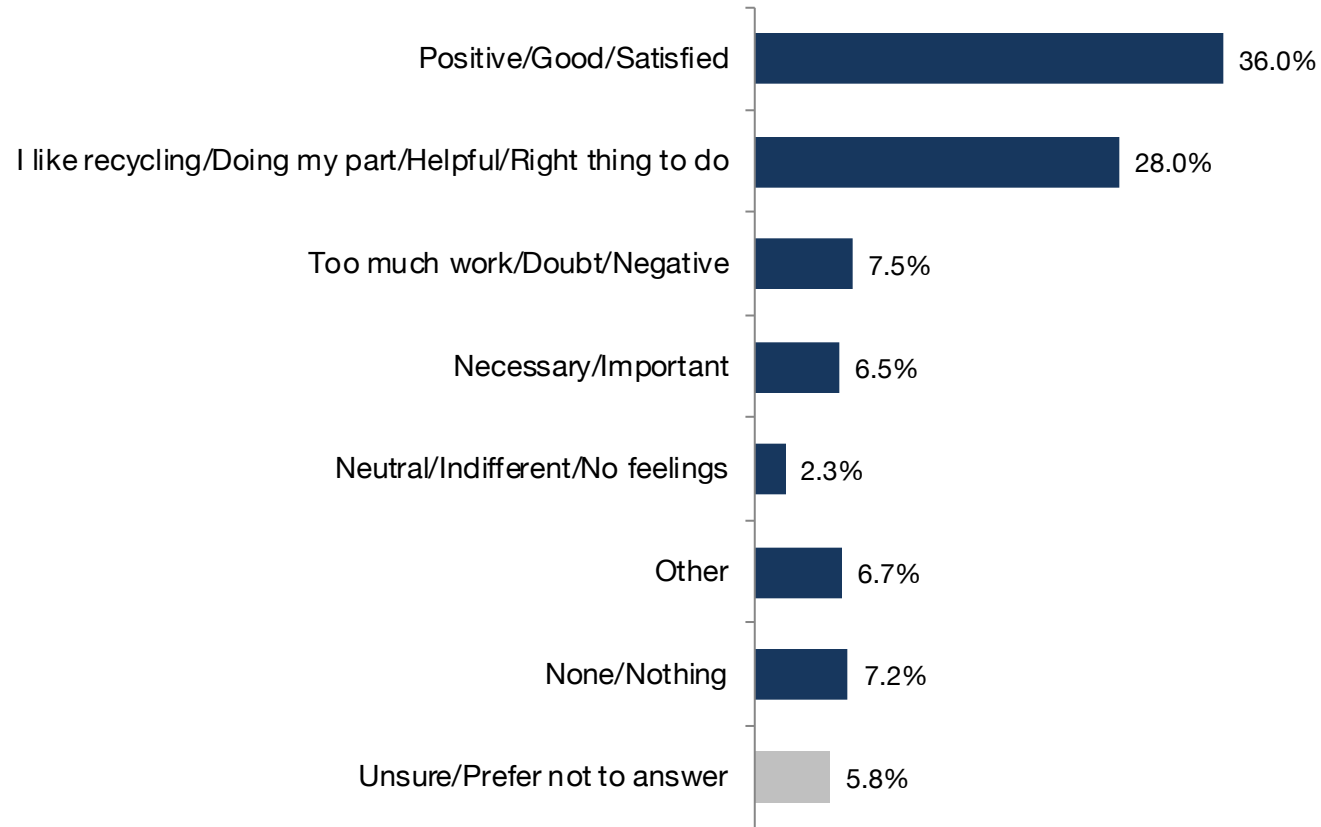
29% say their greatest barrier to recycling is that their bin fills up too quickly

Question 23: Which of the following are the greatest barriers to recycling? Select your top two barriers.



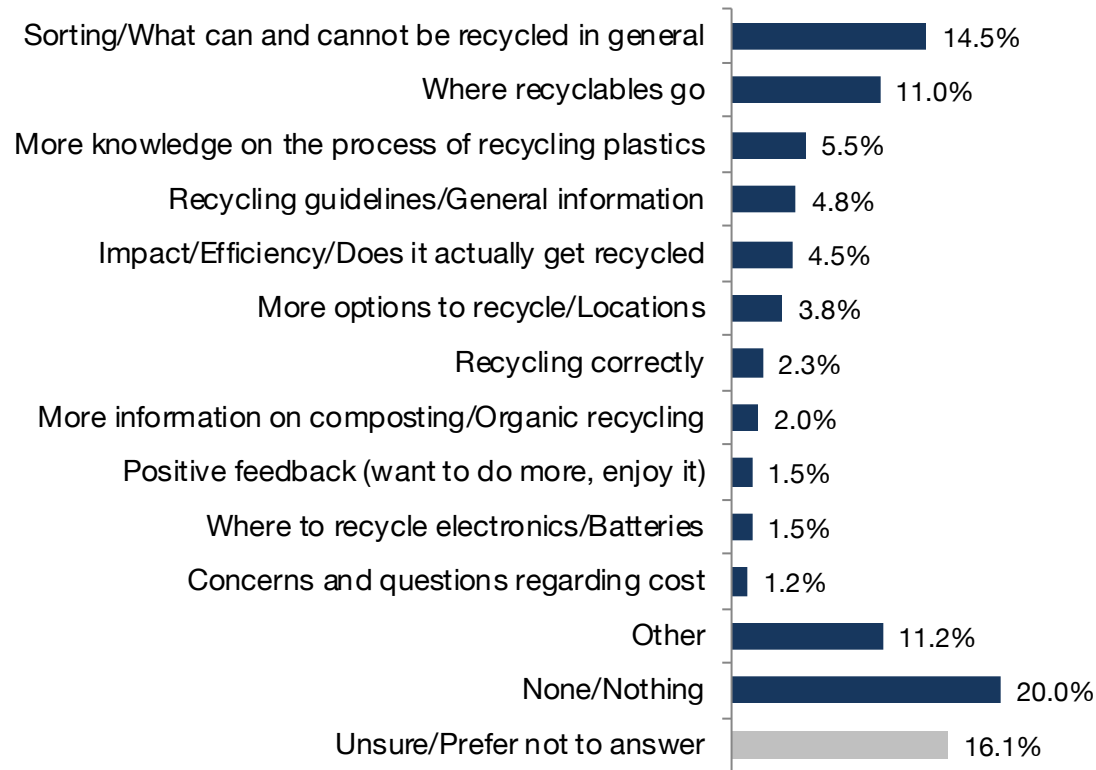
36% say they associate positive/good/satisfied feelings with recycling

Question 24: What feelings do you associate with recycling?



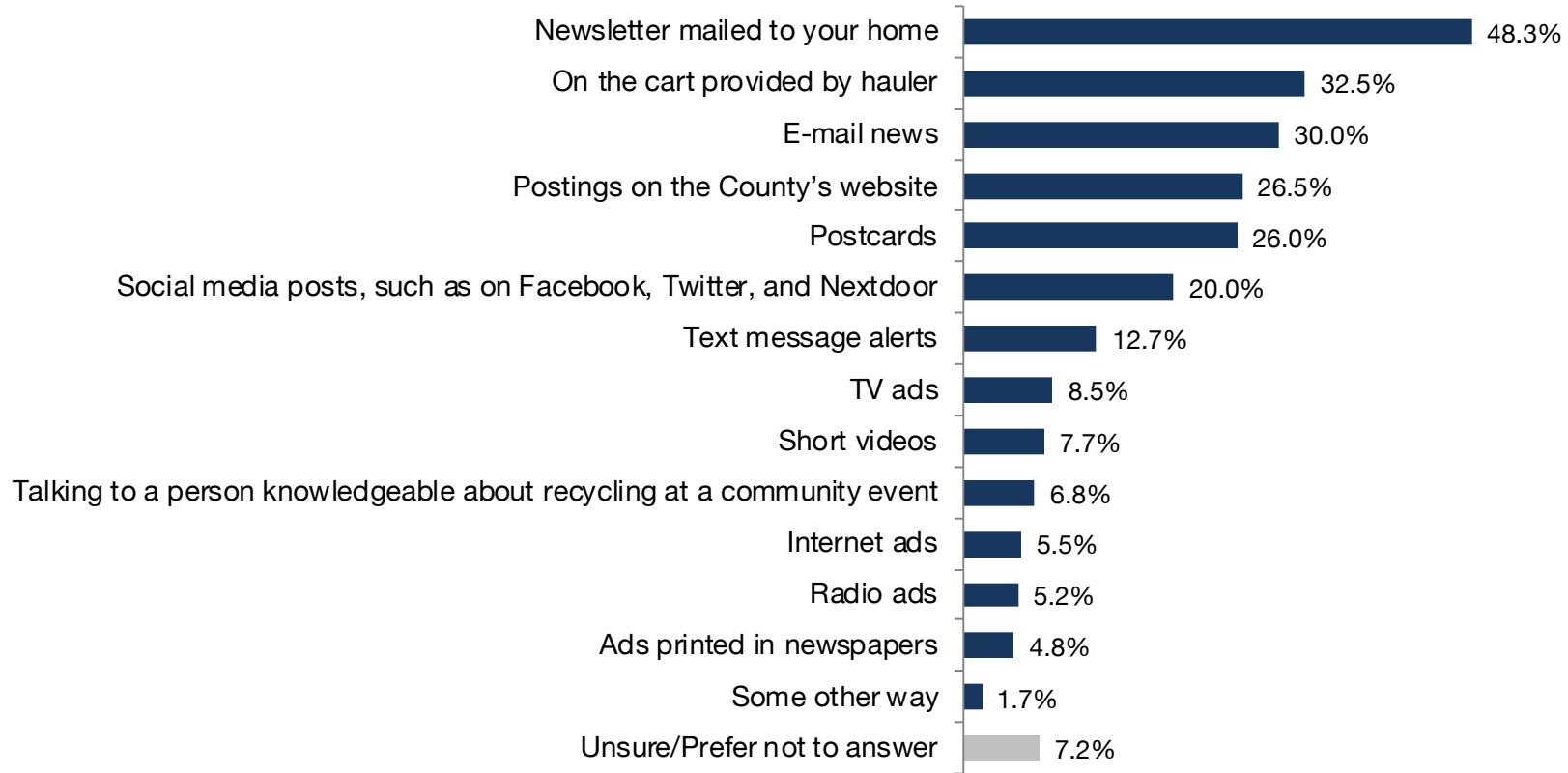
15% say they would like to know more about sorting, what can and cannot be recycled in general

Question 25: What do you wish you knew about recycling that you don't know today?



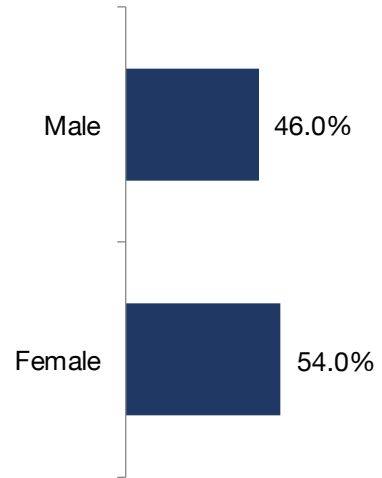
48% say they would like to receive recycling and disposal information through a newsletter mailed to their home

Question 26: How would you prefer to receive recycling and disposal information? Select as many as apply.

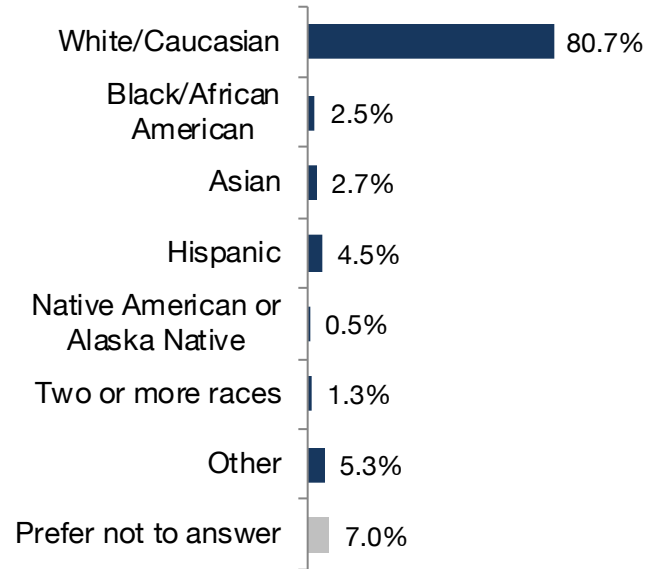


Demographics

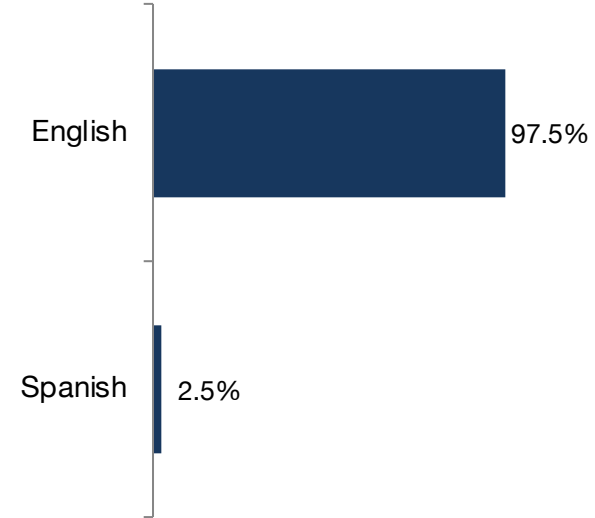
Gender



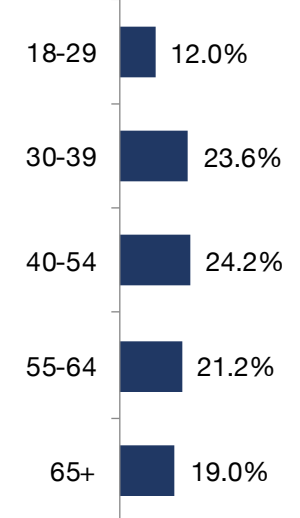
Ethnicity



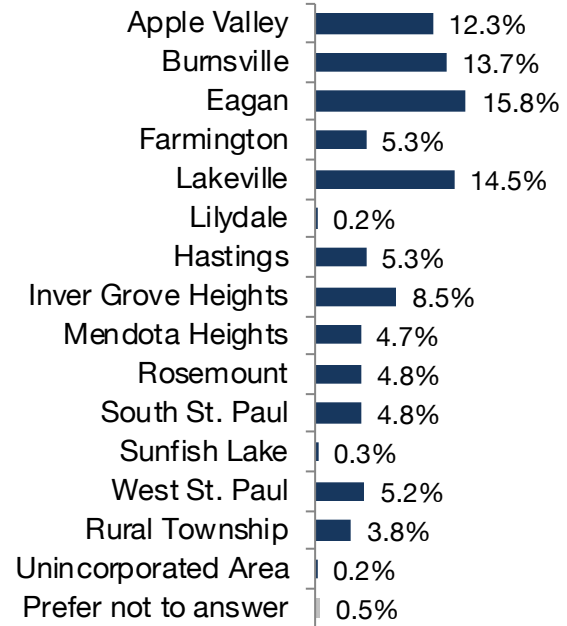
Language



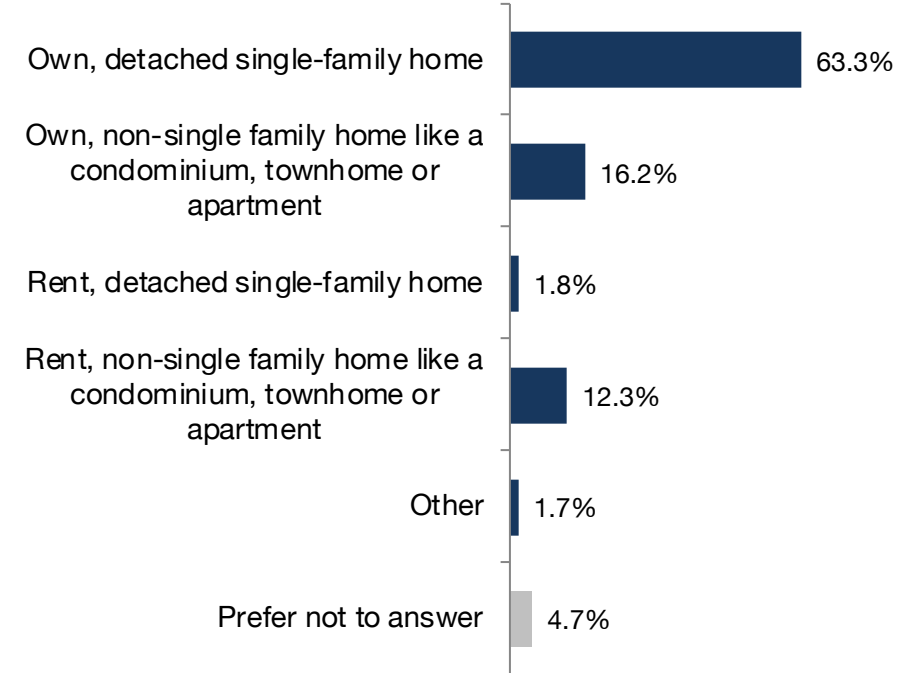
Age



Community



Home Type



Cross Tabulations

Q1. Do you currently recycle at home?
 BASE: Total Sample

	GENDER		AGE GROUP					RENT/OWN		ETHNICITY				LANGUAGE			
	TOTAL	MALE	FEMALE	18-29	30-39	40-54	55-64	65+	OWN	RENT	WHITE/ CAUCASIAN	BLACK/ AFRICAN AMERICAN	ASIAN	HISPANIC	AMERICAN INDIAN OR ALASKA NATIVE	SPANISH	ENGLISH
Total	600	278	322	72	142	145	127	114	477	85	484	15	16	27	3	15	585
	100.0	100	100.0	100.0	100.0	100.0	100.0	100	100	100	100.0	100.0	100.0	100.0	100.0	100.0	100.0
Yes	576	270	306	71	134	138	122	111	467	78	471	14	16	25	2	15	561
	96.0%	97%	95.0%	98.6%	94.4%	95.2%	96.1%	97%	98%	92%	97.3%	93.3%	100%	92.6%	66.7%	100.0%	95.9%
No	19	6	13	1	6	5	5	2	10	7	11	-	-	1	1	-	19
	3.2%	2.2%	4.0%	1.4%	4.2%	3.4%	3.9%	1.8%	2.1%	8.2%	2.3%	-	-	3.7%	33.3%	-	3.2%
Unsure	1	-	1	-	1	-	-	-	-	-	1	-	-	-	-	-	1
	0.2%	-	0.3%	-	0.7%	-	-	-	-	-	0.2%	-	-	-	-	-	0.2%
Prefer not to answer	4	2	2	-	1	2	-	1	-	-	1	1	-	1	-	-	4
	0.7%	0.7%	0.6%	-	0.7%	1.4%	-	0.9%	-	-	0.2%	6.7%	-	3.7%	-	-	0.7%

Q1. Do you currently recycle at home?
 BASE: Total Sample

	GEOGRAPHIC															
	TOTAL	APPLE VALLEY	BURNSVILLE	EAGAN	FARMINGTON	LAKEVILLE	LILYDALE	HASTINGS	INVER GROVE HEIGHTS	MENDOTA MENDOTA	ROSEMOUNT	SOUTH ST. PAUL	SUNFISH LAKE	WEST ST. PAUL	RURAL/ UNINCORPORATED	
Total	600	74	82	95	32	87	1	32	51	-	28	29	29	2	31	24
	100.0	100.0	100.0	100.0	100.0	100.0	100.0	100.0	100.0	-	100.0	100.0	100.0	100.0	100.0	100.0
Yes	576	70	78	92	32	86	1	30	50	-	27	27	28	2	28	23
	96.0%	94.6%	95.1%	96.8%	100.0%	98.9%	100.0%	93.8%	98.0%	-	96.4%	93.1%	96.6%	100.0%	90.3%	95.8%
No	19	4	1	3	-	-	-	2	1	-	1	2	1	-	3	1
	3.2%	5.4%	1.2%	3.2%	-	-	-	6.2%	2.0%	-	3.6%	6.9%	3.4%	-	9.7%	4.2%
Unsure	1	-	-	-	-	-	-	-	-	-	-	-	-	-	-	-
	0.2%	-	-	-	-	-	-	-	-	-	-	-	-	-	-	-
Prefer not to answer	4	-	3	-	-	1	-	-	-	-	-	-	-	-	-	-
	0.7%	-	3.7%	-	-	1.1%	-	-	-	-	-	-	-	-	-	-

Q1. Do you currently recycle at home?
 BASE: Total Sample

	SURVEY TYPE						
	TOTAL	PHONE	LANDLINE	MOBILE	ONLINE	TEXT	EMAIL
Total	600	150	60	90	450	225	225
	100.0	100.0	100.0	100.0	100.0	100	100.0
Yes	576	145	57	88	431	213	218
	96.0%	96.7%	95.0%	97.8%	95.8%	95%	96.9%
No	19	5	3	2	14	9	5
	3.2%	3.3%	5.0%	2.2%	3.1%	4.0%	2.2%
Unsure	1	-	-	-	1	1	-
	0.2%				0.2%	0.4%	
Prefer not to answer	4	-	-	-	4	2	2
	0.7%				0.9%	0.9%	0.9%

Q1. Do you currently recycle at home?
 BASE: Total Sample

	GENDER			AGE GROUP					PHONE MODE	ETHNICITY			
	TOTAL	MALE	FEMALE	18-29	30-39	40-54	55-64	65+	WHITE/ CAUCASIAN	BLACK/ AFRICAN AMERICAN	ASIAN	HISPANIC	AMERICAN INDIAN OR ALASKA NATIVE
Total	150	60	90	5	22	50	44	29	117	3	3	15	1
	100.0	100	100.0	100.0	100.0	100.0	100.0	100	100.0	100.0	100.0	100.0	100.0
Yes	145	59	86	5	21	50	41	28	116	3	3	14	-
	96.7%	98%	95.6%	100%	95.5%	100%	93.2%	97%	99.1%	100.0%	100%	93.3%	-
No	5	1	4	-	1	-	3	1	1	-	-	1	1
	3.3%	1.7%	4.4%	-	4.5%	-	6.8%	3.4%	0.9%	-	-	6.7%	100.0%

Q1. Do you currently recycle at home?
 BASE: Total Sample

	GENDER			AGE GROUP					LANDLINE MODE	ETHNICITY			
	TOTAL	MALE	FEMALE	18-29	30-39	40-54	55-64	65+	WHITE/ CAUCASIAN	BLACK/ AFRICAN AMERICAN	ASIAN	HISPANIC	AMERICAN INDIAN OR ALASKA NATIVE
Total	60	19	41	-	9	9	19	23	50	1	2	2	-
	100.0	100	100.0		100.0	100.0	100.0	100	100.0	100.0	100.0	100.0	
Yes	57	18	39	-	8	9	18	22	49	1	2	1	-
	95.0%	95%	95.1%		88.9%	100%	94.7%	96%	98.0%	100.0%	100%	50.0%	
No	3	1	2	-	1	-	1	1	1	-	-	1	-
	5.0%	5.3%	4.9%		11.1%		5.3%	4.3%	2.0%			50.0%	

Q1. Do you currently recycle at home?
 BASE: Total Sample

	GENDER			AGE GROUP					CELL-PHONE MODE	ETHNICITY			
	TOTAL	MALE	FEMALE	18-29	30-39	40-54	55-64	65+	WHITE/ CAUCASIAN	BLACK/ AFRICAN AMERICAN	ASIAN	HISPANIC	AMERICAN INDIAN OR ALASKA NATIVE
Total	90	41	49	5	13	41	25	6	67	2	1	13	1
	100.0	100	100.0	100.0	100.0	100.0	100.0	100	100.0	100.0	100.0	100.0	100.0
Yes	88	41	47	5	13	41	23	6	67	2	1	13	-
	97.8%	100%	95.9%	100%	100%	100%	92.0%	100%	100.0%	100.0%	100%	100.0%	-
No	2	-	2	-	-	-	2	-	-	-	-	-	1
	2.2%		4.1%				8.0%						100.0%

Q1. Do you currently recycle at home?
 BASE: Total Sample

	GENDER			AGE GROUP					ONLINE MODE	ETHNICITY			
	TOTAL	MALE	FEMALE	18-29	30-39	40-54	55-64	65+	WHITE/ CAUCASIAN	BLACK/ AFRICAN AMERICAN	ASIAN	HISPANIC	AMERICAN INDIAN OR ALASKA NATIVE
Total	450	218	232	67	120	95	83	85	367	12	13	12	2
	100.0	100	100.0	100.0	100.0	100.0	100.0	100	100.0	100.0	100.0	100.0	100.0
Yes	431	211	220	66	113	88	81	83	355	11	13	11	2
	95.8%	97%	94.8%	98.5%	94.2%	92.6%	97.6%	98%	96.7%	91.7%	100%	91.7%	100.0%
No	14	5	9	1	5	5	2	1	10	-	-	-	-
	3.1%	2.3%	3.9%	1.5%	4.2%	5.3%	2.4%	1.2%	2.7%				
Unsure	1	-	1	-	1	-	-	-	1	-	-	-	-
	0.2%		0.4%		0.8%				0.3%				
Prefer not to answer	4	2	2	-	1	2	-	1	1	1	-	1	-
	0.9%	0.9%	0.9%		0.8%	2.1%		1.2%	0.3%	8.3%		8.3%	

Q1. Do you currently recycle at home?
 BASE: Total Sample

	GENDER		AGE GROUP					TEXT MODE	ETHNICITY				
	TOTAL	MALE	FEMALE	18-29	30-39	40-54	55-64	65+	WHITE/ CAUCASIAN	BLACK/ AFRICAN AMERICAN	ASIAN	HISPANIC	AMERICAN INDIAN OR ALASKA NATIVE
Total	225	123	102	64	83	52	21	5	180	6	6	6	2
	100.0	100	100.0	100.0	100.0	100.0	100.0	100	100.0	100.0	100.0	100.0	100.0
Yes	213	119	94	63	79	46	20	5	172	5	6	5	2
	94.7%	97%	92.2%	98.4%	95.2%	88.5%	95.2%	100%	95.6%	83.3%	100%	83.3%	100.0%
No	9	3	6	1	3	4	1	-	7	-	-	-	-
	4.0%	2.4%	5.9%	1.6%	3.6%	7.7%	4.8%	-	3.9%	-	-	-	-
Unsure	1	-	1	-	1	-	-	-	1	-	-	-	-
	0.4%	-	1.0%	-	1.2%	-	-	-	0.6%	-	-	-	-
Prefer not to answer	2	1	1	-	-	2	-	-	-	1	-	1	-
	0.9%	0.8%	1.0%	-	-	3.8%	-	-	-	16.7%	-	16.7%	-

Q1. Do you currently recycle at home?
 BASE: Total Sample

	GENDER			AGE GROUP					EMAIL MODE	ETHNICITY			
	TOTAL	MALE	FEMALE	18-29	30-39	40-54	55-64	65+	WHITE/ CAUCASIAN	BLACK/ AFRICAN AMERICAN	ASIAN	HISPANIC	AMERICAN INDIAN OR ALASKA NATIVE
Total	225	95	130	3	37	43	62	80	187	6	7	6	-
	100.0	100	100.0	100.0	100.0	100.0	100.0	100	100.0	100.0	100.0	100.0	-
Yes	218	92	126	3	34	42	61	78	183	6	7	6	-
	96.9%	97%	96.9%	100%	91.9%	97.7%	98.4%	98%	97.9%	100.0%	100%	100.0%	-
No	5	2	3	-	2	1	1	1	3	-	-	-	-
	2.2%	2.1%	2.3%	-	5.4%	2.3%	1.6%	1.2%	1.6%	-	-	-	-
Prefer not to answer	2	1	1	-	1	-	-	1	1	-	-	-	-
	0.9%	1.1%	0.8%	-	2.7%	-	-	1.2%	0.5%	-	-	-	-

Q2. How important do you think it is for your household to participate in curbside recycling?
 BASE: Total Sample

	GENDER			AGE GROUP					RENT/OWN		ETHNICITY				LANGUAGE		
	TOTAL	MALE	FEMALE	18-29	30-39	40-54	55-64	65+	OWN	RENT	WHITE/ CAUCASIAN	BLACK/ AFRICAN AMERICAN	ASIAN	HISPANIC	AMERICAN INDIAN OR ALASKA NATIVE	SPANISH	ENGLISH
Total	600	278	322	72	142	145	127	114	477	85	484	15	16	27	3	15	585
	100.0	100	100.0	100.0	100.0	100.0	100.0	100	100	100	100.0	100.0	100.0	100.0	100.0	100.0	100.0
Important [NET] =====	546	249	297	66	126	135	112	107	441	79	450	14	15	24	3	14	532
	91.0%	90%	92.2%	91.7%	88.7%	93.1%	88.2%	94%	92%	93%	93.0%	93.3%	93.8%	88.9%	100.0%	93.3%	90.9%
Very important	506	231	275	59	116	123	104	104	410	75	419	14	14	20	3	13	493
	84.3%	83%	85.4%	81.9%	81.7%	84.8%	81.9%	91%	86%	88%	86.6%	93.3%	87.5%	74.1%	100.0%	86.7%	84.3%
Somewhat important	40	18	22	7	10	12	8	3	31	4	31	-	1	4	-	1	39
	6.7%	6.5%	6.8%	9.7%	7.0%	8.3%	6.3%	2.6%	6.5%	4.7%	6.4%	-	6.2%	14.8%	-	6.7%	6.7%
Unimportant [NET] =====	22	17	5	2	6	5	6	3	14	3	13	-	-	1	-	-	22
	3.7%	6.1%	1.6%	2.8%	4.2%	3.4%	4.7%	2.6%	2.9%	3.5%	2.7%	-	-	3.7%	-	-	3.8%
Somewhat unimportant	19	16	3	2	5	4	5	3	12	3	12	-	-	1	-	-	19
	3.2%	5.8%	0.9%	2.8%	3.5%	2.8%	3.9%	2.6%	2.5%	3.5%	2.5%	-	-	3.7%	-	-	3.2%
Very unimportant	3	1	2	-	1	1	1	-	2	-	1	-	-	-	-	-	3
	0.5%	0.4%	0.6%	-	0.7%	0.7%	0.8%	-	0.4%	-	0.2%	-	-	-	-	-	0.5%
Unsure	22	8	14	2	8	3	7	2	18	2	16	1	1	1	-	1	21
	3.7%	2.9%	4.3%	2.8%	5.6%	2.1%	5.5%	1.8%	3.8%	2.4%	3.3%	6.7%	6.2%	3.7%	-	6.7%	3.6%
Prefer not to answer	10	4	6	2	2	2	2	2	4	1	5	-	-	1	-	-	10
	1.7%	1.4%	1.9%	2.8%	1.4%	1.4%	1.6%	1.8%	0.8%	1.2%	1.0%	-	-	3.7%	-	-	1.7%

Q2. How important do you think it is for your household to participate in curbside recycling?
 BASE: Total Sample

	GEOGRAPHIC															
	TOTAL	APPLE VALLEY	BURNSVILLE	EAGAN	FARMINGTON	LAKEVILLE	LILYDALE	HASTINGS	INVER GROVE HEIGHTS	MENDOTA	MENDOTA HEIGHTS	ROSEMOUNT	SOUTH ST. PAUL	SUNFISH LAKE	WEST ST. PAUL	RURAL/ UNINCORPORATED
Total	600	74	82	95	32	87	1	32	51	-	28	29	29	2	31	24
	100.0	100.0	100.0	100.0	100.0	100.0	100.0	100.0	100.0	100.0	100.0	100.0	100.0	100.0	100.0	100.0
Important [NET]	546	68	73	87	30	84	1	31	44	-	24	28	28	2	28	18
=====	91.0%	91.9%	89.0%	91.6%	93.8%	96.6%	100.0%	96.9%	86.3%		85.7%	96.6%	96.6%	100.0%	90.3%	75.0%
Very important	506	60	68	81	28	78	1	31	42	-	21	25	23	2	28	18
	84.3%	81.1%	82.9%	85.3%	87.5%	89.7%	100.0%	96.9%	82.4%		75.0%	86.2%	79.3%	100.0%	90.3%	75.0%
Somewhat important	40	8	5	6	2	6	-	-	2	-	3	3	5	-	-	-
	6.7%	10.8%	6.1%	6.3%	6.2%	6.9%			3.9%		10.7%	10.3%	17.2%			
Unimportant [NET]	22	6	2	3	-	-	-	-	3	-	2	-	-	-	1	4
=====	3.7%	8.1%	2.4%	3.2%					5.9%		7.1%				3.2%	16.7%
Somewhat unimportant	19	6	2	2	-	-	-	-	3	-	1	-	-	-	1	3
	3.2%	8.1%	2.4%	2.1%					5.9%		3.6%				3.2%	12.5%
Very unimportant	3	-	-	1	-	-	-	-	-	-	1	-	-	-	-	1
	0.5%			1.1%							3.6%					4.2%
Unsure	22	-	3	3	1	2	-	1	4	-	1	1	1	-	2	1
	3.7%		3.7%	3.2%	3.1%	2.3%		3.1%	7.8%		3.6%	3.4%	3.4%		6.5%	4.2%
Prefer not to answer	10	-	4	2	1	1	-	-	-	-	1	-	-	-	-	1
	1.7%		4.9%	2.1%	3.1%	1.1%					3.6%					4.2%

Q2. How important do you think it is for your household to participate in curbside recycling?
 BASE: Total Sample

	SURVEY TYPE						
	TOTAL	PHONE	LANDLINE	MOBILE	ONLINE	TEXT	EMAIL
Total	600	150	60	90	450	225	225
	100.0	100.0	100.0	100.0	100.0	100	100.0
Important [NET]	546	141	59	82	405	199	206
=====	91.0%	94.0%	98.3%	91.1%	90.0%	88%	91.6%
Very important	506	130	52	78	376	184	192
	84.3%	86.7%	86.7%	86.7%	83.6%	82%	85.3%
Somewhat important	40	11	7	4	29	15	14
	6.7%	7.3%	11.7%	4.4%	6.4%	6.7%	6.2%
Unimportant [NET]	22	3	-	3	19	12	7
=====	3.7%	2.0%		3.3%	4.2%	5.3%	3.1%
Somewhat unimportant	19	2	-	2	17	11	6
	3.2%	1.3%		2.2%	3.8%	4.9%	2.7%
Very unimportant	3	1	-	1	2	1	1
	0.5%	0.7%		1.1%	0.4%	0.4%	0.4%
Unsure	22	5	1	4	17	10	7
	3.7%	3.3%	1.7%	4.4%	3.8%	4.4%	3.1%
Prefer not to answer	10	1	-	1	9	4	5
	1.7%	0.7%		1.1%	2.0%	1.8%	2.2%

Q2. How important do you think it is for your household to participate in curbside recycling?
 BASE: Total Sample

	GENDER			AGE GROUP					PHONE MODE	ETHNICITY			
	TOTAL	MALE	FEMALE	18-29	30-39	40-54	55-64	65+	WHITE/ CAUCASIAN	BLACK/ AFRICAN AMERICAN	ASIAN	HISPANIC	AMERICAN INDIAN OR ALASKA NATIVE
Total	150	60	90	5	22	50	44	29	117	3	3	15	1
	100.0	100	100.0	100.0	100.0	100.0	100.0	100	100.0	100.0	100.0	100.0	100.0
Important [NET]	141	57	84	4	20	49	39	29	114	3	2	14	1
=====	94.0%	95%	93.3%	80.0%	90.9%	98.0%	88.6%	100%	97.4%	100.0%	66.7%	93.3%	100.0%
Very important	130	53	77	4	18	45	36	27	105	3	2	13	1
	86.7%	88%	85.6%	80.0%	81.8%	90.0%	81.8%	93%	89.7%	100.0%	66.7%	86.7%	100.0%
Somewhat important	11	4	7	-	2	4	3	2	9	-	-	1	-
	7.3%	6.7%	7.8%		9.1%	8.0%	6.8%	6.9%	7.7%			6.7%	
Unimportant [NET]	3	2	1	-	-	1	2	-	-	-	-	-	-
=====	2.0%	3.3%	1.1%			2.0%	4.5%						
Somewhat unimportant	2	2	-	-	-	1	1	-	-	-	-	-	-
	1.3%	3.3%				2.0%	2.3%						
Very unimportant	1	-	1	-	-	-	1	-	-	-	-	-	-
	0.7%		1.1%				2.3%						
Unsure	5	1	4	1	2	-	2	-	2	-	1	1	-
	3.3%	1.7%	4.4%	20.0%	9.1%		4.5%		1.7%		33.3%	6.7%	
Prefer not to answer	1	-	1	-	-	-	1	-	1	-	-	-	-
	0.7%		1.1%				2.3%		0.9%				

Q2. How important do you think it is for your household to participate in curbside recycling?
 BASE: Total Sample

	GENDER			AGE GROUP					LANDLINE MODE	ETHNICITY				AMERICAN INDIAN OR ALASKA NATIVE
	TOTAL	MALE	FEMALE	18-29	30-39	40-54	55-64	65+	WHITE/ CAUCASIAN	BLACK/ AFRICAN AMERICAN	ASIAN	HISPANIC		
Total	60	19	41	-	9	9	19	23	50	1	2	2	-	
	100.0	100	100.0		100.0	100.0	100.0	100	100.0	100.0	100.0	100.0		
Important [NET]	59	19	40	-	9	9	18	23	49	1	2	2	-	
=====	98.3%	100%	97.6%		100%	100%	94.7%	100%	98.0%	100.0%	100%	100.0%		
Very important	52	16	36	-	8	8	15	21	43	1	2	1	-	
	86.7%	84%	87.8%		88.9%	88.9%	78.9%	91%	86.0%	100.0%	100%	50.0%		
Somewhat important	7	3	4	-	1	1	3	2	6	-	-	1	-	
	11.7%	16%	9.8%		11.1%	11.1%	15.8%	8.7%	12.0%			50.0%		
Unsure	1	-	1	-	-	-	1	-	1	-	-	-	-	
	1.7%		2.4%				5.3%		2.0%					

Q2. How important do you think it is for your household to participate in curbside recycling?
 BASE: Total Sample

	GENDER			AGE GROUP					CELL-PHONE MODE	ETHNICITY			
	TOTAL	MALE	FEMALE	18-29	30-39	40-54	55-64	65+	WHITE/ CAUCASIAN	BLACK/ AFRICAN AMERICAN	ASIAN	HISPANIC	AMERICAN INDIAN OR ALASKA NATIVE
Total	90	41	49	5	13	41	25	6	67	2	1	13	1
	100.0	100	100.0	100.0	100.0	100.0	100.0	100	100.0	100.0	100.0	100.0	100.0
Important [NET]	82	38	44	4	11	40	21	6	65	2	-	12	1
=====	91.1%	93%	89.8%	80.0%	84.6%	97.6%	84.0%	100%	97.0%	100.0%		92.3%	100.0%
Very important	78	37	41	4	10	37	21	6	62	2	-	12	1
	86.7%	90%	83.7%	80.0%	76.9%	90.2%	84.0%	100%	92.5%	100.0%		92.3%	100.0%
Somewhat important	4	1	3	-	1	3	-	-	3	-	-	-	-
	4.4%	2.4%	6.1%		7.7%	7.3%			4.5%				
Unimportant [NET]	3	2	1	-	-	1	2	-	-	-	-	-	-
=====	3.3%	4.9%	2.0%			2.4%	8.0%						
Somewhat unimportant	2	2	-	-	-	1	1	-	-	-	-	-	-
	2.2%	4.9%				2.4%	4.0%						
Very unimportant	1	-	1	-	-	-	1	-	-	-	-	-	-
	1.1%		2.0%				4.0%						
Unsure	4	1	3	1	2	-	1	-	1	-	1	1	-
	4.4%	2.4%	6.1%	20.0%	15.4%		4.0%		1.5%		100%	7.7%	
Prefer not to answer	1	-	1	-	-	-	1	-	1	-	-	-	-
	1.1%		2.0%				4.0%		1.5%				

Q2. How important do you think it is for your household to participate in curbside recycling?
 BASE: Total Sample

	GENDER			AGE GROUP					ONLINE MODE	ETHNICITY			
	TOTAL	MALE	FEMALE	18-29	30-39	40-54	55-64	65+	WHITE/ CAUCASIAN	BLACK/ AFRICAN AMERICAN	ASIAN	HISPANIC	AMERICAN INDIAN OR ALASKA NATIVE
Total	450	218	232	67	120	95	83	85	367	12	13	12	2
	100.0	100	100.0	100.0	100.0	100.0	100.0	100	100.0	100.0	100.0	100.0	100.0
Important [NET]	405	192	213	62	106	86	73	78	336	11	13	10	2
=====	90.0%	88%	91.8%	92.5%	88.3%	90.5%	88.0%	92%	91.6%	91.7%	100%	83.3%	100.0%
Very important	376	178	198	55	98	78	68	77	314	11	12	7	2
	83.6%	82%	85.3%	82.1%	81.7%	82.1%	81.9%	91%	85.6%	91.7%	92.3%	58.3%	100.0%
Somewhat important	29	14	15	7	8	8	5	1	22	-	1	3	-
	6.4%	6.4%	6.5%	10.4%	6.7%	8.4%	6.0%	1.2%	6.0%		7.7%	25.0%	
Unimportant [NET]	19	15	4	2	6	4	4	3	13	-	-	1	-
=====	4.2%	6.9%	1.7%	3.0%	5.0%	4.2%	4.8%	3.5%	3.5%			8.3%	
Somewhat unimportant	17	14	3	2	5	3	4	3	12	-	-	1	-
	3.8%	6.4%	1.3%	3.0%	4.2%	3.2%	4.8%	3.5%	3.3%			8.3%	
Very unimportant	2	1	1	-	1	1	-	-	1	-	-	-	-
	0.4%	0.5%	0.4%		0.8%	1.1%			0.3%				
Unsure	17	7	10	1	6	3	5	2	14	1	-	-	-
	3.8%	3.2%	4.3%	1.5%	5.0%	3.2%	6.0%	2.4%	3.8%	8.3%			
Prefer not to answer	9	4	5	2	2	2	1	2	4	-	-	1	-
	2.0%	1.8%	2.2%	3.0%	1.7%	2.1%	1.2%	2.4%	1.1%			8.3%	

Q2. How important do you think it is for your household to participate in curbside recycling?
 BASE: Total Sample

	GENDER			AGE GROUP					TEXT MODE	ETHNICITY			
	TOTAL	MALE	FEMALE	18-29	30-39	40-54	55-64	65+	WHITE/ CAUCASIAN	BLACK/ AFRICAN AMERICAN	ASIAN	HISPANIC	AMERICAN INDIAN OR ALASKA NATIVE
Total	225	123	102	64	83	52	21	5	180	6	6	6	2
	100.0	100	100.0	100.0	100.0	100.0	100.0	100	100.0	100.0	100.0	100.0	100.0
Important [NET]	199	107	92	59	72	46	17	5	161	6	6	5	2
=====	88.4%	87%	90.2%	92.2%	86.7%	88.5%	81.0%	100%	89.4%	100.0%	100%	83.3%	100.0%
Very important	184	99	85	53	69	41	16	5	150	6	5	4	2
	81.8%	80%	83.3%	82.8%	83.1%	78.8%	76.2%	100%	83.3%	100.0%	83.3%	66.7%	100.0%
Somewhat important	15	8	7	6	3	5	1	-	11	-	1	1	-
	6.7%	6.5%	6.9%	9.4%	3.6%	9.6%	4.8%	-	6.1%	-	16.7%	16.7%	-
Unimportant [NET]	12	9	3	2	5	3	2	-	8	-	-	-	-
=====	5.3%	7.3%	2.9%	3.1%	6.0%	5.8%	9.5%	-	4.4%	-	-	-	-
Somewhat unimportant	11	9	2	2	4	3	2	-	8	-	-	-	-
	4.9%	7.3%	2.0%	3.1%	4.8%	5.8%	9.5%	-	4.4%	-	-	-	-
Very unimportant	1	-	1	-	1	-	-	-	-	-	-	-	-
	0.4%	-	1.0%	-	1.2%	-	-	-	-	-	-	-	-
Unsure	10	4	6	1	5	2	2	-	9	-	-	-	-
	4.4%	3.3%	5.9%	1.6%	6.0%	3.8%	9.5%	-	5.0%	-	-	-	-
Prefer not to answer	4	3	1	2	1	1	-	-	2	-	-	1	-
	1.8%	2.4%	1.0%	3.1%	1.2%	1.9%	-	-	1.1%	-	-	16.7%	-

Q2. How important do you think it is for your household to participate in curbside recycling?
 BASE: Total Sample

	GENDER			AGE GROUP					EMAIL MODE	ETHNICITY				AMERICAN INDIAN OR ALASKA NATIVE
	TOTAL	MALE	FEMALE	18-29	30-39	40-54	55-64	65+	WHITE/ CAUCASIAN	BLACK/ AFRICAN AMERICAN	ASIAN	HISPANIC		
Total	225	95	130	3	37	43	62	80	187	6	7	6	-	
	100.0	100	100.0	100.0	100.0	100.0	100.0	100	100.0	100.0	100.0	100.0		
Important [NET]	206	85	121	3	34	40	56	73	175	5	7	5	-	
=====	91.6%	89%	93.1%	100%	91.9%	93.0%	90.3%	91%	93.6%	83.3%	100%	83.3%		
Very important	192	79	113	2	29	37	52	72	164	5	7	3	-	
	85.3%	83%	86.9%	66.7%	78.4%	86.0%	83.9%	90%	87.7%	83.3%	100%	50.0%		
Somewhat important	14	6	8	1	5	3	4	1	11	-	-	2	-	
	6.2%	6.3%	6.2%	33.3%	13.5%	7.0%	6.5%	1.2%	5.9%			33.3%		
Unimportant [NET]	7	6	1	-	1	1	2	3	5	-	-	1	-	
=====	3.1%	6.3%	0.8%		2.7%	2.3%	3.2%	3.8%	2.7%			16.7%		
Somewhat unimportant	6	5	1	-	1	-	2	3	4	-	-	1	-	
	2.7%	5.3%	0.8%		2.7%		3.2%	3.8%	2.1%			16.7%		
Very unimportant	1	1	-	-	-	1	-	-	1	-	-	-	-	
	0.4%	1.1%				2.3%			0.5%					
Unsure	7	3	4	-	1	1	3	2	5	1	-	-	-	
	3.1%	3.2%	3.1%		2.7%	2.3%	4.8%	2.5%	2.7%	16.7%				
Prefer not to answer	5	1	4	-	1	1	1	2	2	-	-	-	-	
	2.2%	1.1%	3.1%		2.7%	2.3%	1.6%	2.5%	1.1%					

Q2A. How important do you think it is for your household to participate in curbside recycling?
 BASE: Total Sample

	GENDER			AGE GROUP					RENT/OWN		ETHNICITY				LANGUAGE		
	TOTAL	MALE	FEMALE	18-29	30-39	40-54	55-64	65+	OWN	RENT	WHITE/ CAUCASIAN	BLACK/ AFRICAN AMERICAN	ASIAN	HISPANIC	AMERICAN INDIAN OR ALASKA NATIVE	SPANISH	ENGLISH
Total	568	266	302	68	132	140	118	110	455	82	463	14	15	25	3	14	554
	100.0	100	100.0	100.0	100.0	100.0	100.0	100	100	100	100.0	100.0	100.0	100.0	100.0	100.0	100.0
Important [NET] =====	546	249	297	66	126	135	112	107	441	79	450	14	15	24	3	14	532
	96.1%	94%	98.3%	97.1%	95.5%	96.4%	94.9%	97%	97%	96%	97.2%	100.0%	100%	96.0%	100.0%	100.0%	96.0%
Very important	506	231	275	59	116	123	104	104	410	75	419	14	14	20	3	13	493
	92.7%	93%	92.6%	89.4%	92.1%	91.1%	92.9%	97%	93%	95%	93.1%	100.0%	93.3%	83.3%	100.0%	92.9%	92.7%
Somewhat important	40	18	22	7	10	12	8	3	31	4	31	-	1	4	-	1	39
	7.3%	7.2%	7.4%	10.6%	7.9%	8.9%	7.1%	2.8%	7.0%	5.1%	6.9%	-	6.7%	16.7%	-	7.1%	7.3%
Unimportant [NET] =====	22	17	5	2	6	5	6	3	14	3	13	-	-	1	-	-	22
	3.9%	6.4%	1.7%	2.9%	4.5%	3.6%	5.1%	2.7%	3.1%	3.7%	2.8%	-	-	4.0%	-	-	4.0%
Somewhat unimportant	19	16	3	2	5	4	5	3	12	3	12	-	-	1	-	-	19
	86.4%	94%	60.0%	100%	83.3%	80.0%	83.3%	100%	86%	100%	92.3%	-	-	100.0%	-	-	86.4%
Very unimportant	3	1	2	-	1	1	1	-	2	-	1	-	-	-	-	-	3
	13.6%	5.9%	40.0%	-	16.7%	20.0%	16.7%	-	14%	-	7.7%	-	-	-	-	-	13.6%

Q2A. How important do you think it is for your household to participate in curbside recycling?
 BASE: Total Sample

	GEOGRAPHIC															
	TOTAL	APPLE VALLEY	BURNSVILLE	EAGAN	FARMINGTON	LAKEVILLE	LILYDALE	HASTINGS	INVER GROVE HEIGHTS	MENDOTA MENDOTA	HEIGHTS	ROSEMOUNT	SOUTH ST. PAUL	SUNFISH LAKE	WEST ST. PAUL	RURAL/ UNINCORPORATED
Total	568	74	75	90	30	84	1	31	47	-	26	28	28	2	29	22
	100.0	100.0	100.0	100.0	100.0	100.0	100.0	100.0	100.0	100.0	100.0	100.0	100.0	100.0	100.0	100.0
Important [NET]	546	68	73	87	30	84	1	31	44	-	24	28	28	2	28	18
=====	96.1%	91.9%	97.3%	96.7%	100.0%	100.0%	100.0%	100.0%	93.6%		92.3%	100.0%	100.0%	100.0%	96.6%	81.8%
Very important	506	60	68	81	28	78	1	31	42	-	21	25	23	2	28	18
	92.7%	88.2%	93.2%	93.1%	93.3%	92.9%	100.0%	100.0%	95.5%		87.5%	89.3%	82.1%	100.0%	100.0%	100.0%
Somewhat important	40	8	5	6	2	6	-	-	2	-	3	3	5	-	-	-
	7.3%	11.8%	6.8%	6.9%	6.7%	7.1%			4.5%		12.5%	10.7%	17.9%			
Unimportant [NET]	22	6	2	3	-	-	-	-	3	-	2	-	-	-	1	4
=====	3.9%	8.1%	2.7%	3.3%					6.4%		7.7%				3.4%	18.2%
Somewhat unimportant	19	6	2	2	-	-	-	-	3	-	1	-	-	-	1	3
	86.4%	100.0%	100.0%	66.7%					100.0%		50.0%				100.0%	75.0%
Very unimportant	3	-	-	1	-	-	-	-	-	-	1	-	-	-	-	1
	13.6%			33.3%							50.0%					25.0%

Q2A. How important do you think it is for your household to participate in curbside recycling?
 BASE: Total Sample

	SURVEY TYPE						
	TOTAL	PHONE	LANDLINE	MOBILE	ONLINE	TEXT	EMAIL
Total	568	144	59	85	424	211	213
	100.0	100.0	100.0	100.0	100.0	100	100.0
Important [NET]	546	141	59	82	405	199	206
=====	96.1%	97.9%	100.0%	96.5%	95.5%	94%	96.7%
Very important	506	130	52	78	376	184	192
	92.7%	92.2%	88.1%	95.1%	92.8%	92%	93.2%
Somewhat important	40	11	7	4	29	15	14
	7.3%	7.8%	11.9%	4.9%	7.2%	7.5%	6.8%
Unimportant [NET]	22	3	-	3	19	12	7
=====	3.9%	2.1%		3.5%	4.5%	5.7%	3.3%
Somewhat unimportant	19	2	-	2	17	11	6
	86.4%	66.7%		66.7%	89.5%	92%	85.7%
Very unimportant	3	1	-	1	2	1	1
	13.6%	33.3%		33.3%	10.5%	8.3%	14.3%

Q2A. How important do you think it is for your household to participate in curbside recycling?
 BASE: Total Sample

	GENDER			AGE GROUP					PHONE MODE	ETHNICITY			
	TOTAL	MALE	FEMALE	18-29	30-39	40-54	55-64	65+	WHITE/ CAUCASIAN	BLACK/ AFRICAN AMERICAN	ASIAN	HISPANIC	AMERICAN INDIAN OR ALASKA NATIVE
Total	144	59	85	4	20	50	41	29	114	3	2	14	1
	100.0	100	100.0	100.0	100.0	100.0	100.0	100	100.0	100.0	100.0	100.0	100.0
Important [NET]	141	57	84	4	20	49	39	29	114	3	2	14	1
=====	97.9%	97%	98.8%	100%	100%	98.0%	95.1%	100%	100.0%	100.0%	100%	100.0%	100.0%
Very important	130	53	77	4	18	45	36	27	105	3	2	13	1
	92.2%	93%	91.7%	100%	90.0%	91.8%	92.3%	93%	92.1%	100.0%	100%	92.9%	100.0%
Somewhat important	11	4	7	-	2	4	3	2	9	-	-	1	-
	7.8%	7.0%	8.3%		10.0%	8.2%	7.7%	6.9%	7.9%			7.1%	
Unimportant [NET]	3	2	1	-	-	1	2	-	-	-	-	-	-
=====	2.1%	3.4%	1.2%			2.0%	4.9%						
Somewhat unimportant	2	2	-	-	-	1	1	-	-	-	-	-	-
	66.7%	100%				100%	50.0%						
Very unimportant	1	-	1	-	-	-	1	-	-	-	-	-	-
	33.3%		100.0%				50.0%						

Q2A. How important do you think it is for your household to participate in curbside recycling?
 BASE: Total Sample

	GENDER			AGE GROUP					LANDLINE MODE	ETHNICITY				AMERICAN INDIAN OR ALASKA NATIVE
	TOTAL	MALE	FEMALE	18-29	30-39	40-54	55-64	65+	WHITE/ CAUCASIAN	BLACK/ AFRICAN AMERICAN	ASIAN	HISPANIC		
Total	59	19	40	-	9	9	18	23	49	1	2	2	-	
	100.0	100	100.0		100.0	100.0	100.0	100	100.0	100.0	100.0	100.0		
Important [NET]	59	19	40	-	9	9	18	23	49	1	2	2	-	
=====	100%	100%	100.0%		100%	100%	100%	100%	100.0%	100.0%	100%	100.0%		
Very important	52	16	36	-	8	8	15	21	43	1	2	1	-	
	88.1%	84%	90.0%		88.9%	88.9%	83.3%	91%	87.8%	100.0%	100%	50.0%		
Somewhat important	7	3	4	-	1	1	3	2	6	-	-	1	-	
	11.9%	16%	10.0%		11.1%	11.1%	16.7%	8.7%	12.2%			50.0%		

Q2A. How important do you think it is for your household to participate in curbside recycling?
 BASE: Total Sample

	GENDER			AGE GROUP					CELL-PHONE MODE				ETHNICITY		
	TOTAL	MALE	FEMALE	18-29	30-39	40-54	55-64	65+	WHITE/ CAUCASIAN	BLACK/ AFRICAN AMERICAN	ASIAN	HISPANIC	AMERICAN INDIAN OR ALASKA NATIVE		
Total	85	40	45	4	11	41	23	6	65	2	-	12	1		
	100.0	100	100.0	100.0	100.0	100.0	100.0	100	100.0	100.0	-	100.0	100.0		
Important [NET]	82	38	44	4	11	40	21	6	65	2	-	12	1		
=====	96.5%	95%	97.8%	100%	100%	97.6%	91.3%	100%	100.0%	100.0%	-	100.0%	100.0%		
Very important	78	37	41	4	10	37	21	6	62	2	-	12	1		
	95.1%	97%	93.2%	100%	90.9%	92.5%	100%	100%	95.4%	100.0%	-	100.0%	100.0%		
Somewhat important	4	1	3	-	1	3	-	-	3	-	-	-	-		
	4.9%	2.6%	6.8%	-	9.1%	7.5%	-	-	4.6%	-	-	-	-		
Unimportant [NET]	3	2	1	-	-	1	2	-	-	-	-	-	-		
=====	3.5%	5.0%	2.2%	-	-	2.4%	8.7%	-	-	-	-	-	-		
Somewhat unimportant	2	2	-	-	-	1	1	-	-	-	-	-	-		
	66.7%	100%	-	-	-	100%	50.0%	-	-	-	-	-	-		
Very unimportant	1	-	1	-	-	-	1	-	-	-	-	-	-		
	33.3%	-	100.0%	-	-	-	50.0%	-	-	-	-	-	-		

Q2A. How important do you think it is for your household to participate in curbside recycling?
 BASE: Total Sample

	GENDER			AGE GROUP					ONLINE MODE	ETHNICITY			
	TOTAL	MALE	FEMALE	18-29	30-39	40-54	55-64	65+	WHITE/ CAUCASIAN	BLACK/ AFRICAN AMERICAN	ASIAN	HISPANIC	AMERICAN INDIAN OR ALASKA NATIVE
Total	424	207	217	64	112	90	77	81	349	11	13	11	2
	100.0	100	100.0	100.0	100.0	100.0	100.0	100	100.0	100.0	100.0	100.0	100.0
Important [NET]	405	192	213	62	106	86	73	78	336	11	13	10	2
=====	95.5%	93%	98.2%	96.9%	94.6%	95.6%	94.8%	96%	96.3%	100.0%	100%	90.9%	100.0%
Very important	376	178	198	55	98	78	68	77	314	11	12	7	2
	92.8%	93%	93.0%	88.7%	92.5%	90.7%	93.2%	99%	93.5%	100.0%	92.3%	70.0%	100.0%
Somewhat important	29	14	15	7	8	8	5	1	22	-	1	3	-
	7.2%	7.3%	7.0%	11.3%	7.5%	9.3%	6.8%	1.3%	6.5%		7.7%	30.0%	
Unimportant [NET]	19	15	4	2	6	4	4	3	13	-	-	1	-
=====	4.5%	7.2%	1.8%	3.1%	5.4%	4.4%	5.2%	3.7%	3.7%			9.1%	
Somewhat unimportant	17	14	3	2	5	3	4	3	12	-	-	1	-
	89.5%	93%	75.0%	100%	83.3%	75.0%	100%	100%	92.3%			100.0%	
Very unimportant	2	1	1	-	1	1	-	-	1	-	-	-	-
	10.5%	6.7%	25.0%		16.7%	25.0%			7.7%				

Q2A. How important do you think it is for your household to participate in curbside recycling?
 BASE: Total Sample

	GENDER		AGE GROUP					TEXT MODE	ETHNICITY				AMERICAN INDIAN OR ALASKA NATIVE
	TOTAL	MALE	FEMALE	18-29	30-39	40-54	55-64	65+	WHITE/ CAUCASIAN	BLACK/ AFRICAN AMERICAN	ASIAN	HISPANIC	
Total	211	116	95	61	77	49	19	5	169	6	6	5	2
	100.0	100	100.0	100.0	100.0	100.0	100.0	100	100.0	100.0	100.0	100.0	100.0
Important [NET]	199	107	92	59	72	46	17	5	161	6	6	5	2
=====	94.3%	92%	96.8%	96.7%	93.5%	93.9%	89.5%	100%	95.3%	100.0%	100%	100.0%	100.0%
Very important	184	99	85	53	69	41	16	5	150	6	5	4	2
	92.5%	93%	92.4%	89.8%	95.8%	89.1%	94.1%	100%	93.2%	100.0%	83.3%	80.0%	100.0%
Somewhat important	15	8	7	6	3	5	1	-	11	-	1	1	-
	7.5%	7.5%	7.6%	10.2%	4.2%	10.9%	5.9%	-	6.8%	-	16.7%	20.0%	-
Unimportant [NET]	12	9	3	2	5	3	2	-	8	-	-	-	-
=====	5.7%	7.8%	3.2%	3.3%	6.5%	6.1%	10.5%	-	4.7%	-	-	-	-
Somewhat unimportant	11	9	2	2	4	3	2	-	8	-	-	-	-
	91.7%	100%	66.7%	100%	80.0%	100%	100%	-	100.0%	-	-	-	-
Very unimportant	1	-	1	-	1	-	-	-	-	-	-	-	-
	8.3%	-	33.3%	-	20.0%	-	-	-	-	-	-	-	-

Q2A. How important do you think it is for your household to participate in curbside recycling?
 BASE: Total Sample

	GENDER			AGE GROUP					EMAIL MODE	ETHNICITY				AMERICAN INDIAN OR ALASKA NATIVE
	TOTAL	MALE	FEMALE	18-29	30-39	40-54	55-64	65+	WHITE/ CAUCASIAN	BLACK/ AFRICAN AMERICAN	ASIAN	HISPANIC		
Total	213	91	122	3	35	41	58	76	180	5	7	6	-	
	100.0	100	100.0	100.0	100.0	100.0	100.0	100	100.0	100.0	100.0	100.0		
Important [NET]	206	85	121	3	34	40	56	73	175	5	7	5	-	
=====	96.7%	93%	99.2%	100%	97.1%	97.6%	96.6%	96%	97.2%	100.0%	100%	83.3%		
Very important	192	79	113	2	29	37	52	72	164	5	7	3	-	
	93.2%	93%	93.4%	66.7%	85.3%	92.5%	92.9%	99%	93.7%	100.0%	100%	60.0%		
Somewhat important	14	6	8	1	5	3	4	1	11	-	-	2	-	
	6.8%	7.1%	6.6%	33.3%	14.7%	7.5%	7.1%	1.4%	6.3%			40.0%		
Unimportant [NET]	7	6	1	-	1	1	2	3	5	-	-	1	-	
=====	3.3%	6.6%	0.8%		2.9%	2.4%	3.4%	3.9%	2.8%			16.7%		
Somewhat unimportant	6	5	1	-	1	-	2	3	4	-	-	1	-	
	85.7%	83%	100.0%		100%		100%	100%	80.0%			100.0%		
Very unimportant	1	1	-	-	-	1	-	-	1	-	-	-	-	
	14.3%	17%				100%			20.0%					

Q3. What motivates you and others in your household to participate in recycling at home?
 BASE: Total Sample

	GENDER			AGE GROUP					RENT/OWN			ETHNICITY				LANGUAGE		
	TOTAL	MALE	FEMALE	18-29	30-39	40-54	55-64	65+	OWN	RENT		WHITE/ CAUCASIAN	BLACK/ AFRICAN AMERICAN	ASIAN	HISPANIC	AMERICAN INDIAN OR ALASKA NATIVE	SPANISH	ENGLISH
Total	600	278	322	72	142	145	127	114	477	85	484	15	16	27	3	15	585	
	100.0	100	100.0	100.0	100.0	100.0	100.0	100	100	100	100.0	100.0	100.0	100.0	100.0	100.0	100.0	
Environmental Concerns/ Wildlife	293	126	167	44	66	81	47	55	240	43	238	9	11	17	2	9	284	
	48.8%	45%	51.9%	61.1%	46.5%	55.9%	37.0%	48%	50%	51%	49.2%	60.0%	68.8%	63.0%	66.7%	60.0%	48.5%	
Reduce Landfills/Waste	110	49	61	11	28	20	31	20	90	16	91	1	3	2	1	1	109	
	18.3%	18%	18.9%	15.3%	19.7%	13.8%	24.4%	18%	19%	19%	18.8%	6.7%	18.8%	7.4%	33.3%	6.7%	18.6%	
Out Of Habit/Right Thing/ Easy To Do	35	19	16	2	3	11	10	9	28	5	29	1	-	-	-	-	35	
	5.8%	6.8%	5.0%	2.8%	2.1%	7.6%	7.9%	7.9%	5.9%	5.9%	6.0%	6.7%	-	-	-	-	6.0%	
To Re-use/Save Money/ Resourceful	28	11	17	1	6	5	7	9	24	3	26	1	-	-	-	-	28	
	4.7%	4.0%	5.3%	1.4%	4.2%	3.4%	5.5%	7.9%	5.0%	3.5%	5.4%	6.7%	-	-	-	-	4.8%	
Other	31	16	15	2	12	8	8	1	23	4	20	-	1	5	-	5	26	
	5.2%	5.8%	4.7%	2.8%	8.5%	5.5%	6.3%	0.9%	4.8%	4.7%	4.1%	-	6.2%	18.5%	-	33.3%	4.4%	
None/Nothing	1	1	-	-	-	-	-	1	1	-	1	-	-	-	-	-	1	
	0.2%	0.4%	-	-	-	-	-	0.9%	0.2%	-	0.2%	-	-	-	-	-	0.2%	
Prefer not to answer	102	56	46	12	27	20	24	19	71	14	79	3	1	3	-	-	102	
	17.0%	20%	14.3%	16.7%	19.0%	13.8%	18.9%	17%	15%	16%	16.3%	20.0%	6.2%	11.1%	-	-	17.4%	

Q3. What motivates you and others in your household to participate in recycling at home?
 BASE: Total Sample

	GEOGRAPHIC															
	TOTAL	APPLE VALLEY	BURNSVILLE	EAGAN	FARMINGTON	LAKEVILLE	LILYDALE	HASTINGS	INVER GROVE HEIGHTS	MENDOTA MENDOTA	HEIGHTS	ROSEMOUNT	SOUTH ST. PAUL	SUNFISH LAKE	WEST ST. PAUL	RURAL/ UNINCORPORATED
Total	600	74	82	95	32	87	1	32	51	-	28	29	29	2	31	24
	100.0	100.0	100.0	100.0	100.0	100.0	100.0	100.0	100.0	100.0	100.0	100.0	100.0	100.0	100.0	100.0
Environmental Concerns/ Wildlife	293	34	35	38	13	41	1	24	27	-	18	17	17	-	21	7
	48.8%	45.9%	42.7%	40.0%	40.6%	47.1%	100.0%	75.0%	52.9%		64.3%	58.6%	58.6%		67.7%	29.2%
Reduce Landfills/Waste	110	14	14	18	7	22	-	2	11	-	2	5	4	-	5	6
	18.3%	18.9%	17.1%	18.9%	21.9%	25.3%		6.2%	21.6%		7.1%	17.2%	13.8%		16.1%	25.0%
Out Of Habit/Right Thing/ Easy To Do	35	5	6	6	2	6	-	1	2	-	2	1	1	1	-	2
	5.8%	6.8%	7.3%	6.3%	6.2%	6.9%		3.1%	3.9%		7.1%	3.4%	3.4%	50.0%		8.3%
To Re-use/Save Money/ Resourceful	28	2	4	5	3	4	-	1	-	-	1	2	3	1	1	1
	4.7%	2.7%	4.9%	5.3%	9.4%	4.6%		3.1%			3.6%	6.9%	10.3%	50.0%	3.2%	4.2%
Other	31	6	4	4	2	3	-	1	4	-	2	1	2	-	-	-
	5.2%	8.1%	4.9%	4.2%	6.2%	3.4%		3.1%	7.8%		7.1%	3.4%	6.9%			
None/Nothing	1	-	-	-	-	-	-	-	-	-	-	-	-	-	1	-
	0.2%														3.2%	
Prefer not to answer	102	13	19	24	5	11	-	3	7	-	3	3	2	-	3	8
	17.0%	17.6%	23.2%	25.3%	15.6%	12.6%		9.4%	13.7%		10.7%	10.3%	6.9%		9.7%	33.3%

Q3. What motivates you and others in your household to participate in recycling at home?
 BASE: Total Sample

	SURVEY TYPE						
	TOTAL	PHONE	LANDLINE	MOBILE	ONLINE	TEXT	EMAIL
Total	600	150	60	90	450	225	225
	100.0	100.0	100.0	100.0	100.0	100	100.0
Environmental Concerns/ Wildlife	293	85	26	59	208	111	97
	48.8%	56.7%	43.3%	65.6%	46.2%	49%	43.1%
Reduce Landfills/Waste	110	26	15	11	84	36	48
	18.3%	17.3%	25.0%	12.2%	18.7%	16%	21.3%
Out Of Habit/Right Thing/ Easy To Do	35	5	2	3	30	15	15
	5.8%	3.3%	3.3%	3.3%	6.7%	6.7%	6.7%
To Re-use/Save Money/ Resourceful	28	4	2	2	24	9	15
	4.7%	2.7%	3.3%	2.2%	5.3%	4.0%	6.7%
Other	31	11	3	8	20	10	10
	5.2%	7.3%	5.0%	8.9%	4.4%	4.4%	4.4%
None/Nothing	1	-	-	-	1	-	1
	0.2%				0.2%		0.4%
Prefer not to answer	102	19	12	7	83	44	39
	17.0%	12.7%	20.0%	7.8%	18.4%	20%	17.3%

Q3. What motivates you and others in your household to participate in recycling at home?
 BASE: Total Sample

	GENDER			AGE GROUP					PHONE MODE	ETHNICITY			
	TOTAL	MALE	FEMALE	18-29	30-39	40-54	55-64	65+	WHITE/ CAUCASIAN	BLACK/ AFRICAN AMERICAN	ASIAN	HISPANIC	AMERICAN INDIAN OR ALASKA NATIVE
Total	150	60	90	5	22	50	44	29	117	3	3	15	1
	100.0	100	100.0	100.0	100.0	100.0	100.0	100	100.0	100.0	100.0	100.0	100.0
Environmental Concerns/ Wildlife	85	31	54	4	13	32	19	17	69	2	1	10	1
	56.7%	52%	60.0%	80.0%	59.1%	64.0%	43.2%	59%	59.0%	66.7%	33.3%	66.7%	100.0%
Reduce Landfills/Waste	26	10	16	1	3	8	9	5	21	1	2	-	-
	17.3%	17%	17.8%	20.0%	13.6%	16.0%	20.5%	17%	17.9%	33.3%	66.7%	-	-
Out Of Habit/Right Thing/ Easy To Do	5	4	1	-	-	2	3	-	3	-	-	-	-
	3.3%	6.7%	1.1%	-	-	4.0%	6.8%	-	2.6%	-	-	-	-
To Re-use/Save Money/ Resourceful	4	2	2	-	-	1	2	1	4	-	-	-	-
	2.7%	3.3%	2.2%	-	-	2.0%	4.5%	3.4%	3.4%	-	-	-	-
Other	11	4	7	-	4	4	3	-	4	-	-	4	-
	7.3%	6.7%	7.8%	-	18.2%	8.0%	6.8%	-	3.4%	-	-	26.7%	-
Prefer not to answer	19	9	10	-	2	3	8	6	16	-	-	1	-
	12.7%	15%	11.1%	-	9.1%	6.0%	18.2%	21%	13.7%	-	-	6.7%	-

Q3. What motivates you and others in your household to participate in recycling at home?
 BASE: Total Sample

	GENDER			AGE GROUP					LANDLINE MODE		ETHNICITY			
	TOTAL	MALE	FEMALE	18-29	30-39	40-54	55-64	65+	WHITE/ CAUCASIAN	BLACK/ AFRICAN AMERICAN	ASIAN	HISPANIC	AMERICAN INDIAN OR ALASKA NATIVE	
Total	60	19	41	-	9	9	19	23	50	1	2	2	-	
	100.0	100	100.0		100.0	100.0	100.0	100	100.0	100.0	100.0	100.0		
Environmental Concerns/ Wildlife	26	9	17	-	5	3	7	11	23	1	-	-	-	
	43.3%	47%	41.5%		55.6%	33.3%	36.8%	48%	46.0%	100.0%				
Reduce Landfills/Waste	15	3	12	-	1	4	5	5	12	-	2	-	-	
	25.0%	16%	29.3%		11.1%	44.4%	26.3%	22%	24.0%		100%			
Out Of Habit/Right Thing/ Easy To Do	2	1	1	-	-	1	1	-	2	-	-	-	-	
	3.3%	5.3%	2.4%			11.1%	5.3%		4.0%					
To Re-use/Save Money/ Resourceful	2	1	1	-	-	1	-	1	2	-	-	-	-	
	3.3%	5.3%	2.4%			11.1%		4.3%	4.0%					
Other	3	-	3	-	2	-	1	-	-	-	-	1	-	
	5.0%		7.3%		22.2%		5.3%					50.0%		
Prefer not to answer	12	5	7	-	1	-	5	6	11	-	-	1	-	
	20.0%	26%	17.1%		11.1%		26.3%	26%	22.0%			50.0%		

Q3. What motivates you and others in your household to participate in recycling at home?
 BASE: Total Sample

	GENDER			AGE GROUP					CELL-PHONE MODE	ETHNICITY			
	TOTAL	MALE	FEMALE	18-29	30-39	40-54	55-64	65+	WHITE/ CAUCASIAN	BLACK/ AFRICAN AMERICAN	ASIAN	HISPANIC	AMERICAN INDIAN OR ALASKA NATIVE
Total	90	41	49	5	13	41	25	6	67	2	1	13	1
	100.0	100	100.0	100.0	100.0	100.0	100.0	100	100.0	100.0	100.0	100.0	100.0
Environmental Concerns/ Wildlife	59	22	37	4	8	29	12	6	46	1	1	10	1
	65.6%	54%	75.5%	80.0%	61.5%	70.7%	48.0%	100%	68.7%	50.0%	100%	76.9%	100.0%
Reduce Landfills/Waste	11	7	4	1	2	4	4	-	9	1	-	-	-
	12.2%	17%	8.2%	20.0%	15.4%	9.8%	16.0%	-	13.4%	50.0%	-	-	-
Out Of Habit/Right Thing/ Easy To Do	3	3	-	-	-	1	2	-	1	-	-	-	-
	3.3%	7.3%	-	-	-	2.4%	8.0%	-	1.5%	-	-	-	-
To Re-use/Save Money/ Resourceful	2	1	1	-	-	-	2	-	2	-	-	-	-
	2.2%	2.4%	2.0%	-	-	-	8.0%	-	3.0%	-	-	-	-
Other	8	4	4	-	2	4	2	-	4	-	-	3	-
	8.9%	9.8%	8.2%	-	15.4%	9.8%	8.0%	-	6.0%	-	-	23.1%	-
Prefer not to answer	7	4	3	-	1	3	3	-	5	-	-	-	-
	7.8%	9.8%	6.1%	-	7.7%	7.3%	12.0%	-	7.5%	-	-	-	-

Q3. What motivates you and others in your household to participate in recycling at home?
 BASE: Total Sample

	GENDER			AGE GROUP					ONLINE MODE	ETHNICITY			
	TOTAL	MALE	FEMALE	18-29	30-39	40-54	55-64	65+	WHITE/ CAUCASIAN	BLACK/ AFRICAN AMERICAN	ASIAN	HISPANIC	AMERICAN INDIAN OR ALASKA NATIVE
Total	450	218	232	67	120	95	83	85	367	12	13	12	2
	100.0	100	100.0	100.0	100.0	100.0	100.0	100	100.0	100.0	100.0	100.0	100.0
Environmental Concerns/ Wildlife	208	95	113	40	53	49	28	38	169	7	10	7	1
	46.2%	44%	48.7%	59.7%	44.2%	51.6%	33.7%	45%	46.0%	58.3%	76.9%	58.3%	50.0%
Reduce Landfills/Waste	84	39	45	10	25	12	22	15	70	-	1	2	1
	18.7%	18%	19.4%	14.9%	20.8%	12.6%	26.5%	18%	19.1%		7.7%	16.7%	50.0%
Out Of Habit/Right Thing/ Easy To Do	30	15	15	2	3	9	7	9	26	1	-	-	-
	6.7%	6.9%	6.5%	3.0%	2.5%	9.5%	8.4%	11%	7.1%	8.3%			
To Re-use/Save Money/ Resourceful	24	9	15	1	6	4	5	8	22	1	-	-	-
	5.3%	4.1%	6.5%	1.5%	5.0%	4.2%	6.0%	9.4%	6.0%	8.3%			
Other	20	12	8	2	8	4	5	1	16	-	1	1	-
	4.4%	5.5%	3.4%	3.0%	6.7%	4.2%	6.0%	1.2%	4.4%		7.7%	8.3%	
None/Nothing	1	1	-	-	-	-	-	1	1	-	-	-	-
	0.2%	0.5%						1.2%	0.3%				
Prefer not to answer	83	47	36	12	25	17	16	13	63	3	1	2	-
	18.4%	22%	15.5%	17.9%	20.8%	17.9%	19.3%	15%	17.2%	25.0%	7.7%	16.7%	

Q3. What motivates you and others in your household to participate in recycling at home?
 BASE: Total Sample

	GENDER		AGE GROUP					TEXT MODE	ETHNICITY				AMERICAN INDIAN OR ALASKA NATIVE
	TOTAL	MALE	FEMALE	18-29	30-39	40-54	55-64	65+	WHITE/ CAUCASIAN	BLACK/ AFRICAN AMERICAN	ASIAN	HISPANIC	
Total	225	123	102	64	83	52	21	5	180	6	6	6	2
	100.0	100	100.0	100.0	100.0	100.0	100.0	100	100.0	100.0	100.0	100.0	100.0
Environmental Concerns/ Wildlife	111	58	53	38	37	26	8	2	92	3	4	5	1
	49.3%	47%	52.0%	59.4%	44.6%	50.0%	38.1%	40%	51.1%	50.0%	66.7%	83.3%	50.0%
Reduce Landfills/Waste	36	17	19	9	15	7	4	1	27	-	1	-	1
	16.0%	14%	18.6%	14.1%	18.1%	13.5%	19.0%	20%	15.0%		16.7%		50.0%
Out Of Habit/Right Thing/ Easy To Do	15	10	5	2	3	7	2	1	12	1	-	-	-
	6.7%	8.1%	4.9%	3.1%	3.6%	13.5%	9.5%	20%	6.7%	16.7%			
To Re-use/Save Money/ Resourceful	9	6	3	1	6	-	1	1	9	-	-	-	-
	4.0%	4.9%	2.9%	1.6%	7.2%		4.8%	20%	5.0%				
Other	10	6	4	2	6	2	-	-	7	-	1	-	-
	4.4%	4.9%	3.9%	3.1%	7.2%	3.8%			3.9%		16.7%		
Prefer not to answer	44	26	18	12	16	10	6	-	33	2	-	1	-
	19.6%	21%	17.6%	18.8%	19.3%	19.2%	28.6%		18.3%	33.3%		16.7%	

Q3. What motivates you and others in your household to participate in recycling at home?
 BASE: Total Sample

	GENDER			AGE GROUP					EMAIL MODE	ETHNICITY				AMERICAN INDIAN OR ALASKA NATIVE
	TOTAL	MALE	FEMALE	18-29	30-39	40-54	55-64	65+	WHITE/ CAUCASIAN	BLACK/ AFRICAN AMERICAN	ASIAN	HISPANIC		
Total	225	95	130	3	37	43	62	80	187	6	7	6	-	
	100.0	100	100.0	100.0	100.0	100.0	100.0	100	100.0	100.0	100.0	100.0		
Environmental Concerns/ Wildlife	97	37	60	2	16	23	20	36	77	4	6	2	-	
	43.1%	39%	46.2%	66.7%	43.2%	53.5%	32.3%	45%	41.2%	66.7%	85.7%	33.3%		
Reduce Landfills/Waste	48	22	26	1	10	5	18	14	43	-	-	2	-	
	21.3%	23%	20.0%	33.3%	27.0%	11.6%	29.0%	18%	23.0%			33.3%		
Out Of Habit/Right Thing/ Easy To Do	15	5	10	-	-	2	5	8	14	-	-	-	-	
	6.7%	5.3%	7.7%			4.7%	8.1%	10%	7.5%					
To Re-use/Save Money/ Resourceful	15	3	12	-	-	4	4	7	13	1	-	-	-	
	6.7%	3.2%	9.2%			9.3%	6.5%	8.8%	7.0%	16.7%				
Other	10	6	4	-	2	2	5	1	9	-	-	1	-	
	4.4%	6.3%	3.1%		5.4%	4.7%	8.1%	1.2%	4.8%			16.7%		
None/Nothing	1	1	-	-	-	-	-	1	1	-	-	-	-	
	0.4%	1.1%						1.2%	0.5%					
Prefer not to answer	39	21	18	-	9	7	10	13	30	1	1	1	-	
	17.3%	22%	13.8%		24.3%	16.3%	16.1%	16%	16.0%	16.7%	14.3%	16.7%		

Q4. Do you have recycling information in your home that you refer to often or frequently?
 BASE: Total Sample

	GENDER		AGE GROUP					RENT/OWN		ETHNICITY				LANGUAGE			
	TOTAL	MALE	FEMALE	18-29	30-39	40-54	55-64	65+	OWN	RENT	WHITE/ CAUCASIAN	BLACK/ AFRICAN AMERICAN	ASIAN	HISPANIC	AMERICAN INDIAN OR ALASKA NATIVE	SPANISH	ENGLISH
Total	600	278	322	72	142	145	127	114	477	85	484	15	16	27	3	15	585
	100.0	100	100.0	100.0	100.0	100.0	100.0	100	100	100	100.0	100.0	100.0	100.0	100.0	100.0	100.0
Yes	234	111	123	22	31	47	60	74	195	30	193	9	4	11	1	9	225
	39.0%	40%	38.2%	30.6%	21.8%	32.4%	47.2%	65%	41%	35%	39.9%	60.0%	25.0%	40.7%	33.3%	60.0%	38.5%
No	329	147	182	44	103	93	60	29	256	50	267	5	9	13	2	6	323
	54.8%	53%	56.5%	61.1%	72.5%	64.1%	47.2%	25%	54%	59%	55.2%	33.3%	56.2%	48.1%	66.7%	40.0%	55.2%
Unsure	29	17	12	5	5	3	6	10	23	4	20	1	3	2	-	-	29
	4.8%	6.1%	3.7%	6.9%	3.5%	2.1%	4.7%	8.8%	4.8%	4.7%	4.1%	6.7%	18.8%	7.4%	-	-	5.0%
Prefer not to answer	8	3	5	1	3	2	1	1	3	1	4	-	-	1	-	-	8
	1.3%	1.1%	1.6%	1.4%	2.1%	1.4%	0.8%	0.9%	0.6%	1.2%	0.8%	-	-	3.7%	-	-	1.4%

Q4. Do you have recycling information in your home that you refer to often or frequently?
 BASE: Total Sample

	GEOGRAPHIC															
	TOTAL	APPLE VALLEY	BURNSVILLE	EAGAN	FARMINGTON	LAKEVILLE	LILYDALE	HASTINGS	INVER GROVE HEIGHTS	MENDOTA MENDOTA	HEIGHTS	ROSEMOUNT	SOUTH ST. PAUL	SUNFISH LAKE	WEST ST. PAUL	RURAL/ UNINCORPORATED
Total	600	74	82	95	32	87	1	32	51	-	28	29	29	2	31	24
	100.0	100.0	100.0	100.0	100.0	100.0	100.0	100.0	100.0		100.0	100.0	100.0	100.0	100.0	100.0
Yes	234	34	29	34	10	32	1	16	21	-	7	13	12	2	13	9
	39.0%	45.9%	35.4%	35.8%	31.2%	36.8%	100.0%	50.0%	41.2%		25.0%	44.8%	41.4%	100.0%	41.9%	37.5%
No	329	36	43	55	21	51	-	15	25	-	21	16	15	-	15	14
	54.8%	48.6%	52.4%	57.9%	65.6%	58.6%		46.9%	49.0%		75.0%	55.2%	51.7%		48.4%	58.3%
Unsure	29	3	7	5	1	3	-	1	4	-	-	-	2	-	3	-
	4.8%	4.1%	8.5%	5.3%	3.1%	3.4%		3.1%	7.8%				6.9%		9.7%	
Prefer not to answer	8	1	3	1	-	1	-	-	1	-	-	-	-	-	-	1
	1.3%	1.4%	3.7%	1.1%		1.1%			2.0%							4.2%

Q4. Do you have recycling information in your home that you refer to often or frequently?
 BASE: Total Sample

	SURVEY TYPE						
	TOTAL	PHONE	LANDLINE	MOBILE	ONLINE	TEXT	EMAIL
Total	600	150	60	90	450	225	225
	100.0	100.0	100.0	100.0	100.0	100	100.0
Yes	234	70	31	39	164	62	102
	39.0%	46.7%	51.7%	43.3%	36.4%	28%	45.3%
No	329	77	27	50	252	146	106
	54.8%	51.3%	45.0%	55.6%	56.0%	65%	47.1%
Unsure	29	3	2	1	26	12	14
	4.8%	2.0%	3.3%	1.1%	5.8%	5.3%	6.2%
Prefer not to answer	8	-	-	-	8	5	3
	1.3%				1.8%	2.2%	1.3%

Q4. Do you have recycling information in your home that you refer to often or frequently?
 BASE: Total Sample

	GENDER		AGE GROUP					PHONE MODE	ETHNICITY				
	TOTAL	MALE	FEMALE	18-29	30-39	40-54	55-64	65+	WHITE/ CAUCASIAN	BLACK/ AFRICAN AMERICAN	ASIAN	HISPANIC	AMERICAN INDIAN OR ALASKA NATIVE
Total	150	60	90	5	22	50	44	29	117	3	3	15	1
	100.0	100	100.0	100.0	100.0	100.0	100.0	100	100.0	100.0	100.0	100.0	100.0
Yes	70	31	39	2	6	22	20	20	56	2	1	10	-
	46.7%	52%	43.3%	40.0%	27.3%	44.0%	45.5%	69%	47.9%	66.7%	33.3%	66.7%	-
No	77	26	51	3	16	28	23	7	59	1	1	5	1
	51.3%	43%	56.7%	60.0%	72.7%	56.0%	52.3%	24%	50.4%	33.3%	33.3%	33.3%	100.0%
Unsure	3	3	-	-	-	-	1	2	2	-	1	-	-
	2.0%	5.0%					2.3%	6.9%	1.7%		33.3%		

Q4. Do you have recycling information in your home that you refer to often or frequently?
 BASE: Total Sample

	GENDER			AGE GROUP					LANDLINE MODE		ETHNICITY			AMERICAN INDIAN OR ALASKA NATIVE
	TOTAL	MALE	FEMALE	18-29	30-39	40-54	55-64	65+	WHITE/ CAUCASIAN	BLACK/ AFRICAN AMERICAN	ASIAN	HISPANIC		
Total	60	19	41	-	9	9	19	23	50	1	2	2	-	
	100.0	100	100.0		100.0	100.0	100.0	100	100.0	100.0	100.0	100.0		
Yes	31	13	18	-	3	3	9	16	27	1	1	1	-	
	51.7%	68%	43.9%		33.3%	33.3%	47.4%	70%	54.0%	100.0%	50.0%	50.0%		
No	27	4	23	-	6	6	9	6	22	-	-	1	-	
	45.0%	21%	56.1%		66.7%	66.7%	47.4%	26%	44.0%			50.0%		
Unsure	2	2	-	-	-	-	1	1	1	-	1	-	-	
	3.3%	11%					5.3%	4.3%	2.0%		50.0%			

Q4. Do you have recycling information in your home that you refer to often or frequently?
 BASE: Total Sample

	GENDER		AGE GROUP					CELL-PHONE MODE	ETHNICITY				
	TOTAL	MALE	FEMALE	18-29	30-39	40-54	55-64	65+	WHITE/ CAUCASIAN	BLACK/ AFRICAN AMERICAN	ASIAN	HISPANIC	AMERICAN INDIAN OR ALASKA NATIVE
Total	90	41	49	5	13	41	25	6	67	2	1	13	1
	100.0	100	100.0	100.0	100.0	100.0	100.0	100	100.0	100.0	100.0	100.0	100.0
Yes	39	18	21	2	3	19	11	4	29	1	-	9	-
	43.3%	44%	42.9%	40.0%	23.1%	46.3%	44.0%	67%	43.3%	50.0%		69.2%	
No	50	22	28	3	10	22	14	1	37	1	1	4	1
	55.6%	54%	57.1%	60.0%	76.9%	53.7%	56.0%	17%	55.2%	50.0%	100%	30.8%	100.0%
Unsure	1	1	-	-	-	-	-	1	1	-	-	-	-
	1.1%	2.4%						17%	1.5%				

Q4. Do you have recycling information in your home that you refer to often or frequently?
 BASE: Total Sample

	GENDER			AGE GROUP					ONLINE MODE	ETHNICITY			
	TOTAL	MALE	FEMALE	18-29	30-39	40-54	55-64	65+	WHITE/ CAUCASIAN	BLACK/ AFRICAN AMERICAN	ASIAN	HISPANIC	AMERICAN INDIAN OR ALASKA NATIVE
Total	450	218	232	67	120	95	83	85	367	12	13	12	2
	100.0	100	100.0	100.0	100.0	100.0	100.0	100	100.0	100.0	100.0	100.0	100.0
Yes	164	80	84	20	25	25	40	54	137	7	3	1	1
	36.4%	37%	36.2%	29.9%	20.8%	26.3%	48.2%	64%	37.3%	58.3%	23.1%	8.3%	50.0%
No	252	121	131	41	87	65	37	22	208	4	8	8	1
	56.0%	56%	56.5%	61.2%	72.5%	68.4%	44.6%	26%	56.7%	33.3%	61.5%	66.7%	50.0%
Unsure	26	14	12	5	5	3	5	8	18	1	2	2	-
	5.8%	6.4%	5.2%	7.5%	4.2%	3.2%	6.0%	9.4%	4.9%	8.3%	15.4%	16.7%	-
Prefer not to answer	8	3	5	1	3	2	1	1	4	-	-	1	-
	1.8%	1.4%	2.2%	1.5%	2.5%	2.1%	1.2%	1.2%	1.1%	-	-	8.3%	-

Q4. Do you have recycling information in your home that you refer to often or frequently?
 BASE: Total Sample

	GENDER		AGE GROUP					TEXT MODE	ETHNICITY				
	TOTAL	MALE	FEMALE	18-29	30-39	40-54	55-64	65+	WHITE/ CAUCASIAN	BLACK/ AFRICAN AMERICAN	ASIAN	HISPANIC	AMERICAN INDIAN OR ALASKA NATIVE
Total	225	123	102	64	83	52	21	5	180	6	6	6	2
	100.0	100	100.0	100.0	100.0	100.0	100.0	100	100.0	100.0	100.0	100.0	100.0
Yes	62	35	27	20	19	12	10	1	50	2	1	-	1
	27.6%	28%	26.5%	31.2%	22.9%	23.1%	47.6%	20%	27.8%	33.3%	16.7%	-	50.0%
No	146	78	68	38	57	38	9	4	120	3	5	4	1
	64.9%	63%	66.7%	59.4%	68.7%	73.1%	42.9%	80%	66.7%	50.0%	83.3%	66.7%	50.0%
Unsure	12	8	4	5	5	1	1	-	8	1	-	1	-
	5.3%	6.5%	3.9%	7.8%	6.0%	1.9%	4.8%	-	4.4%	16.7%	-	16.7%	-
Prefer not to answer	5	2	3	1	2	1	1	-	2	-	-	1	-
	2.2%	1.6%	2.9%	1.6%	2.4%	1.9%	4.8%	-	1.1%	-	-	16.7%	-

Q4. Do you have recycling information in your home that you refer to often or frequently?
 BASE: Total Sample

	GENDER			AGE GROUP					EMAIL MODE	ETHNICITY			
	TOTAL	MALE	FEMALE	18-29	30-39	40-54	55-64	65+	WHITE/ CAUCASIAN	BLACK/ AFRICAN AMERICAN	ASIAN	HISPANIC	AMERICAN INDIAN OR ALASKA NATIVE
Total	225	95	130	3	37	43	62	80	187	6	7	6	-
	100.0	100	100.0	100.0	100.0	100.0	100.0	100	100.0	100.0	100.0	100.0	-
Yes	102	45	57	-	6	13	30	53	87	5	2	1	-
	45.3%	47%	43.8%		16.2%	30.2%	48.4%	66%	46.5%	83.3%	28.6%	16.7%	-
No	106	43	63	3	30	27	28	18	88	1	3	4	-
	47.1%	45%	48.5%	100%	81.1%	62.8%	45.2%	22%	47.1%	16.7%	42.9%	66.7%	-
Unsure	14	6	8	-	-	2	4	8	10	-	2	1	-
	6.2%	6.3%	6.2%			4.7%	6.5%	10%	5.3%		28.6%	16.7%	-
Prefer not to answer	3	1	2	-	1	1	-	1	2	-	-	-	-
	1.3%	1.1%	1.5%		2.7%	2.3%		1.2%	1.1%				-

Q5. Where did you get that information?
 BASE: IF YES TO Q4

	GENDER			AGE GROUP					RENT/OWN		ETHNICITY				LANGUAGE		
	TOTAL	MALE	FEMALE	18-29	30-39	40-54	55-64	65+	OWN	RENT	WHITE/ CAUCASIAN	BLACK/ AFRICAN AMERICAN	ASIAN	HISPANIC	AMERICAN INDIAN OR ALASKA NATIVE	SPANISH	ENGLISH
Total	234	111	123	22	31	47	60	74	195	30	193	9	4	11	1	9	225
	100.0	100	100.0	100.0	100.0	100.0	100.0	100	100	100	100.0	100.0	100.0	100.0	100.0	100.0	100.0
Waste Management/Trash Company	46	21	25	3	7	13	10	13	43	3	40	-	1	2	-	2	44
	19.7%	19%	20.3%	13.6%	22.6%	27.7%	16.7%	18%	22%	10%	20.7%	25.0%	18.2%		22.2%	19.6%	
Mail/Mailings/Pamphlets	44	22	22	1	3	10	16	14	38	5	36	2	2	2	-	1	43
	18.8%	20%	17.9%	4.5%	9.7%	21.3%	26.7%	19%	19%	17%	18.7%	22.2%	50.0%	18.2%		11.1%	19.1%
From the City/Dakota County	42	23	19	-	5	6	14	17	34	7	33	3	-	3	1	3	39
	17.9%	21%	15.4%		16.1%	12.8%	23.3%	23%	17%	23%	17.1%	33.3%		27.3%	100.0%	33.3%	17.3%
Internet	26	10	16	4	6	8	5	3	22	4	24	-	-	1	-	1	25
	11.1%	9.0%	13.0%	18.2%	19.4%	17.0%	8.3%	4.1%	11%	13%	12.4%			9.1%		11.1%	11.1%
Recycling Plant (Tennis Recycling)	11	4	7	2	3	1	2	3	10	-	8	-	1	-	-	-	11
	4.7%	3.6%	5.7%	9.1%	9.7%	2.1%	3.3%	4.1%	5.1%		4.1%	25.0%					4.9%
Newspaper/Magazine/ Newsletters	11	3	8	1	-	3	4	3	11	-	10	1	-	-	-	-	11
	4.7%	2.7%	6.5%	4.5%		6.4%	6.7%	4.1%	5.6%		5.2%	11.1%					4.9%
Homeowners Associations/ Leasing Staff	7	3	4	3	1	1	1	1	2	4	7	-	-	-	-	-	7
	3.0%	2.7%	3.3%	13.6%	3.2%	2.1%	1.7%	1.4%	1.0%	13%	3.6%						3.1%
Other	20	12	8	1	2	1	5	11	16	3	15	1	-	3	-	2	18
	8.5%	11%	6.5%	4.5%	6.5%	2.1%	8.3%	15%	8.2%	10%	7.8%	11.1%		27.3%		22.2%	8.0%
Unsure	6	2	4	1	-	1	1	3	6	-	6	-	-	-	-	-	6
	2.6%	1.8%	3.3%	4.5%		2.1%	1.7%	4.1%	3.1%		3.1%						2.7%
Prefer not to answer	21	11	10	6	4	3	2	6	13	4	14	2	-	-	-	-	21
	9.0%	9.9%	8.1%	27.3%	12.9%	6.4%	3.3%	8.1%	6.7%	13%	7.3%	22.2%					9.3%

Q5. Where did you get that information?
 BASE: IF YES TO Q4

	GEOGRAPHIC															
	TOTAL	APPLE VALLEY	BURNSVILLE	EAGAN	FARMINGTON	LAKEVILLE	LILYDALE	HASTINGS	INVER GROVE HEIGHTS	MENDOTA MENDOTA	HEIGHTS	ROSEMOUNT	SOUTH ST. PAUL	SUNFISH LAKE	WEST ST. PAUL	RURAL/ UNINCORPORATED
Total	234	34	29	34	10	32	1	16	21	-	7	13	12	2	13	9
	100.0	100.0	100.0	100.0	100.0	100.0	100.0	100.0	100.0	100.0	100.0	100.0	100.0	100.0	100.0	100.0
Waste Management/Trash Company	46	4	8	5	2	9	-	3	3	-	1	3	2	-	4	2
	19.7%	11.8%	27.6%	14.7%	20.0%	28.1%		18.8%	14.3%		14.3%	23.1%	16.7%		30.8%	22.2%
Mail/Mailings/Pamphlets	44	4	2	13	1	7	-	2	4	-	1	2	1	-	4	3
	18.8%	11.8%	6.9%	38.2%	10.0%	21.9%		12.5%	19.0%		14.3%	15.4%	8.3%		30.8%	33.3%
From the City/Dakota County	42	6	5	7	2	7	1	2	4	-	2	2	1	2	-	-
	17.9%	17.6%	17.2%	20.6%	20.0%	21.9%	100.0%	12.5%	19.0%		28.6%	15.4%	8.3%	100.0%		
Internet	26	7	1	3	3	3	-	-	5	-	2	-	-	-	2	-
	11.1%	20.6%	3.4%	8.8%	30.0%	9.4%			23.8%		28.6%				15.4%	
Recycling Plant (Tennis Recycling)	11	1	1	1	-	-	-	5	-	-	-	1	1	-	1	-
	4.7%	2.9%	3.4%	2.9%				31.2%				7.7%	8.3%		7.7%	
Newspaper/Magazine/Newsletters	11	2	3	1	1	1	-	-	-	-	-	-	3	-	-	-
	4.7%	5.9%	10.3%	2.9%	10.0%	3.1%							25.0%			
Homeowners Associations/Leasing Staff	7	3	2	-	-	-	-	1	1	-	-	-	-	-	-	-
	3.0%	8.8%	6.9%					6.2%	4.8%							
Other	20	3	4	3	-	1	-	1	1	-	1	-	3	-	1	2
	8.5%	8.8%	13.8%	8.8%		3.1%		6.2%	4.8%		14.3%		25.0%		7.7%	22.2%
Unsure	6	1	-	-	-	2	-	-	1	-	-	2	-	-	-	-
	2.6%	2.9%				6.2%			4.8%			15.4%				
Prefer not to answer	21	3	3	1	1	2	-	2	2	-	-	3	1	-	1	2
	9.0%	8.8%	10.3%	2.9%	10.0%	6.2%		12.5%	9.5%			23.1%	8.3%		7.7%	22.2%

Q5. Where did you get that information?
 BASE: IF YES TO Q4

	SURVEY TYPE						
	TOTAL	PHONE	LANDLINE	MOBILE	ONLINE	TEXT	EMAIL
Total	234	70	31	39	164	62	102
	100.0	100.0	100.0	100.0	100.0	100	100.0
Waste Management/Trash Company	46	13	7	6	33	15	18
	19.7%	18.6%	22.6%	15.4%	20.1%	24%	17.6%
Mail/Mailings/Pamphlets	44	12	5	7	32	6	26
	18.8%	17.1%	16.1%	17.9%	19.5%	9.7%	25.5%
From the City/Dakota County	42	14	6	8	28	10	18
	17.9%	20.0%	19.4%	20.5%	17.1%	16%	17.6%
Internet	26	10	3	7	16	6	10
	11.1%	14.3%	9.7%	17.9%	9.8%	9.7%	9.8%
Recycling Plant (Tennis Recycling)	11	-	-	-	11	5	6
	4.7%				6.7%	8.1%	5.9%
Newspaper/Magazine/Newsletters	11	5	3	2	6	1	5
	4.7%	7.1%	9.7%	5.1%	3.7%	1.6%	4.9%
Homeowners Associations/Leasing Staff	7	1	-	1	6	4	2
	3.0%	1.4%		2.6%	3.7%	6.5%	2.0%
Other	20	12	5	7	8	2	6
	8.5%	17.1%	16.1%	17.9%	4.9%	3.2%	5.9%
Unsure	6	1	-	1	5	2	3
	2.6%	1.4%		2.6%	3.0%	3.2%	2.9%
Prefer not to answer	21	2	2	-	19	11	8
	9.0%	2.9%	6.5%		11.6%	18%	7.8%

Q5. Where did you get that information?
 BASE: IF YES TO Q4

	GENDER			AGE GROUP					PHONE MODE	ETHNICITY			
	TOTAL	MALE	FEMALE	18-29	30-39	40-54	55-64	65+	WHITE/ CAUCASIAN	BLACK/ AFRICAN AMERICAN	ASIAN	HISPANIC	AMERICAN INDIAN OR ALASKA NATIVE
Total	70	31	39	2	6	22	20	20	56	2	1	10	-
	100.0	100	100.0	100.0	100.0	100.0	100.0	100	100.0	100.0	100.0	100.0	-
From the City/Dakota County	14	5	9	-	2	1	7	4	10	1	-	3	-
	20.0%	16%	23.1%		33.3%	4.5%	35.0%	20%	17.9%	50.0%		30.0%	-
Waste Management/Trash Company	13	5	8	-	1	7	1	4	11	-	-	2	-
	18.6%	16%	20.5%		16.7%	31.8%	5.0%	20%	19.6%			20.0%	-
Mail/Mailings/Pamphlets	12	6	6	-	-	6	4	2	9	-	1	1	-
	17.1%	19%	15.4%			27.3%	20.0%	10%	16.1%		100%	10.0%	-
Internet	10	3	7	1	2	6	1	-	9	-	-	1	-
	14.3%	9.7%	17.9%	50.0%	33.3%	27.3%	5.0%		16.1%			10.0%	-
Newspaper/Magazine/ Newsletters	5	2	3	-	-	1	2	2	4	1	-	-	-
	7.1%	6.5%	7.7%			4.5%	10.0%	10%	7.1%	50.0%			-
Homeowners Associations/ Leasing Staff	1	-	1	-	-	-	1	-	1	-	-	-	-
	1.4%		2.6%				5.0%		1.8%				-
Other	12	8	4	1	1	1	3	6	9	-	-	3	-
	17.1%	26%	10.3%	50.0%	16.7%	4.5%	15.0%	30%	16.1%			30.0%	-
Unsure	1	1	-	-	-	-	-	1	1	-	-	-	-
	1.4%	3.2%						5.0%	1.8%				-
Prefer not to answer	2	1	1	-	-	-	1	1	2	-	-	-	-
	2.9%	3.2%	2.6%				5.0%	5.0%	3.6%				-

Q5. Where did you get that information?
 BASE: IF YES TO Q4

	GENDER			AGE GROUP					LANDLINE MODE		ETHNICITY			AMERICAN INDIAN OR ALASKA NATIVE
	TOTAL	MALE	FEMALE	18-29	30-39	40-54	55-64	65+	WHITE/ CAUCASIAN	BLACK/ AFRICAN AMERICAN	ASIAN	HISPANIC		
Total	31	13	18	-	3	3	9	16	27	1	1	1	-	
	100.0	100	100.0		100.0	100.0	100.0	100	100.0	100.0	100.0	100.0		
Waste Management/Trash Company	7	2	5	-	1	2	-	4	7	-	-	-	-	
	22.6%	15%	27.8%		33.3%	66.7%		25%	25.9%					
From the City/Dakota County	6	2	4	-	1	-	2	3	5	1	-	-	-	
	19.4%	15%	22.2%		33.3%		22.2%	19%	18.5%	100.0%				
Mail/Mailings/Pamphlets	5	3	2	-	-	-	3	2	3	-	1	-	-	
	16.1%	23%	11.1%				33.3%	12%	11.1%		100%			
Newspaper/Magazine/ Newsletters	3	1	2	-	-	-	1	2	3	-	-	-	-	
	9.7%	7.7%	11.1%				11.1%	12%	11.1%					
Internet	3	-	3	-	1	1	1	-	3	-	-	-	-	
	9.7%		16.7%		33.3%	33.3%	11.1%		11.1%					
Other	5	4	1	-	-	-	1	4	4	-	-	1	-	
	16.1%	31%	5.6%				11.1%	25%	14.8%			100.0%		
Prefer not to answer	2	1	1	-	-	-	1	1	2	-	-	-	-	
	6.5%	7.7%	5.6%				11.1%	6.2%	7.4%					

Q5. Where did you get that information?
 BASE: IF YES TO Q4

	GENDER			AGE GROUP					CELL-PHONE MODE				ETHNICITY			
	TOTAL	MALE	FEMALE	18-29	30-39	40-54	55-64	65+	WHITE/ CAUCASIAN	BLACK/ AFRICAN AMERICAN	ASIAN	HISPANIC	AMERICAN INDIAN OR ALASKA NATIVE			
Total	39	18	21	2	3	19	11	4	29	1	-	9	-			
	100.0	100	100.0	100.0	100.0	100.0	100.0	100	100.0	100.0		100.0				
From the City/Dakota County	8	3	5	-	1	1	5	1	5	-	-	3	-			
	20.5%	17%	23.8%		33.3%	5.3%	45.5%	25%	17.2%			33.3%				
Mail/Mailings/Pamphlets	7	3	4	-	-	6	1	-	6	-	-	1	-			
	17.9%	17%	19.0%			31.6%	9.1%		20.7%			11.1%				
Internet	7	3	4	1	1	5	-	-	6	-	-	1	-			
	17.9%	17%	19.0%	50.0%	33.3%	26.3%			20.7%			11.1%				
Waste Management/Trash Company	6	3	3	-	-	5	1	-	4	-	-	2	-			
	15.4%	17%	14.3%			26.3%	9.1%		13.8%			22.2%				
Newspaper/Magazine/ Newsletters	2	1	1	-	-	1	1	-	1	1	-	-	-			
	5.1%	5.6%	4.8%			5.3%	9.1%		3.4%	100.0%						
Homeowners Associations/ Leasing Staff	1	-	1	-	-	-	1	-	1	-	-	-	-			
	2.6%		4.8%				9.1%		3.4%							
Other	7	4	3	1	1	1	2	2	5	-	-	2	-			
	17.9%	22%	14.3%	50.0%	33.3%	5.3%	18.2%	50%	17.2%			22.2%				
Unsure	1	1	-	-	-	-	-	1	1	-	-	-	-			
	2.6%	5.6%						25%	3.4%							

Q5. Where did you get that information?
 BASE: IF YES TO Q4

	GENDER			AGE GROUP					ONLINE MODE	ETHNICITY			
	TOTAL	MALE	FEMALE	18-29	30-39	40-54	55-64	65+	WHITE/ CAUCASIAN	BLACK/ AFRICAN AMERICAN	ASIAN	HISPANIC	AMERICAN INDIAN OR ALASKA NATIVE
Total	164	80	84	20	25	25	40	54	137	7	3	1	1
	100.0	100	100.0	100.0	100.0	100.0	100.0	100	100.0	100.0	100.0	100.0	100.0
Waste Management/Trash Company	33	16	17	3	6	6	9	9	29	-	1	-	-
	20.1%	20%	20.2%	15.0%	24.0%	24.0%	22.5%	17%	21.2%		33.3%		
Mail/Mailings/Pamphlets	32	16	16	1	3	4	12	12	27	2	1	1	-
	19.5%	20%	19.0%	5.0%	12.0%	16.0%	30.0%	22%	19.7%	28.6%	33.3%	100.0%	
From the City/Dakota County	28	18	10	-	3	5	7	13	23	2	-	-	1
	17.1%	22%	11.9%		12.0%	20.0%	17.5%	24%	16.8%	28.6%			100.0%
Internet	16	7	9	3	4	2	4	3	15	-	-	-	-
	9.8%	8.8%	10.7%	15.0%	16.0%	8.0%	10.0%	5.6%	10.9%				
Recycling Plant (Tennis Recycling)	11	4	7	2	3	1	2	3	8	-	1	-	-
	6.7%	5.0%	8.3%	10.0%	12.0%	4.0%	5.0%	5.6%	5.8%		33.3%		
Newspaper/Magazine/ Newsletters	6	1	5	1	-	2	2	1	6	-	-	-	-
	3.7%	1.2%	6.0%	5.0%		8.0%	5.0%	1.9%	4.4%				
Homeowners Associations/ Leasing Staff	6	3	3	3	1	1	-	1	6	-	-	-	-
	3.7%	3.8%	3.6%	15.0%	4.0%	4.0%		1.9%	4.4%				
Other	8	4	4	-	1	-	2	5	6	1	-	-	-
	4.9%	5.0%	4.8%		4.0%		5.0%	9.3%	4.4%	14.3%			
Unsure	5	1	4	1	-	1	1	2	5	-	-	-	-
	3.0%	1.2%	4.8%	5.0%		4.0%	2.5%	3.7%	3.6%				
Prefer not to answer	19	10	9	6	4	3	1	5	12	2	-	-	-
	11.6%	12%	10.7%	30.0%	16.0%	12.0%	2.5%	9.3%	8.8%	28.6%			

Q5. Where did you get that information?
 BASE: IF YES TO Q4

	GENDER			AGE GROUP					TEXT MODE	ETHNICITY			
	TOTAL	MALE	FEMALE	18-29	30-39	40-54	55-64	65+	WHITE/ CAUCASIAN	BLACK/ AFRICAN AMERICAN	ASIAN	HISPANIC	AMERICAN INDIAN OR ALASKA NATIVE
Total	62	35	27	20	19	12	10	1	50	2	1	-	1
	100.0	100	100.0	100.0	100.0	100.0	100.0	100	100.0	100.0	100.0	-	100.0
Waste Management/Trash Company	15	8	7	3	6	2	4	-	13	-	-	-	-
	24.2%	23%	25.9%	15.0%	31.6%	16.7%	40.0%		26.0%				
From the City/Dakota County	10	8	2	-	3	5	1	1	7	1	-	-	1
	16.1%	23%	7.4%		15.8%	41.7%	10.0%	100%	14.0%	50.0%			100.0%
Mail/Mailings/Pamphlets	6	3	3	1	2	1	2	-	6	-	-	-	-
	9.7%	8.6%	11.1%	5.0%	10.5%	8.3%	20.0%		12.0%				
Internet	6	3	3	3	2	1	-	-	5	-	-	-	-
	9.7%	8.6%	11.1%	15.0%	10.5%	8.3%			10.0%				
Recycling Plant (Tennis Recycling)	5	3	2	2	2	-	1	-	3	-	1	-	-
	8.1%	8.6%	7.4%	10.0%	10.5%		10.0%		6.0%		100%		
Homeowners Associations/ Leasing Staff	4	2	2	3	-	1	-	-	4	-	-	-	-
	6.5%	5.7%	7.4%	15.0%		8.3%			8.0%				
Newspaper/Magazine/ Newsletters	1	-	1	1	-	-	-	-	1	-	-	-	-
	1.6%		3.7%	5.0%					2.0%				
Other	2	2	-	-	1	-	1	-	1	1	-	-	-
	3.2%	5.7%			5.3%		10.0%		2.0%	50.0%			
Unsure	2	-	2	1	-	1	-	-	2	-	-	-	-
	3.2%		7.4%	5.0%		8.3%			4.0%				
Prefer not to answer	11	6	5	6	3	1	1	-	8	-	-	-	-
	17.7%	17%	18.5%	30.0%	15.8%	8.3%	10.0%		16.0%				

Q5. Where did you get that information?
 BASE: IF YES TO Q4

	GENDER			AGE GROUP					EMAIL MODE	ETHNICITY			
	TOTAL	MALE	FEMALE	18-29	30-39	40-54	55-64	65+	WHITE/ CAUCASIAN	BLACK/ AFRICAN AMERICAN	ASIAN	HISPANIC	AMERICAN INDIAN OR ALASKA NATIVE
Total	102	45	57	-	6	13	30	53	87	5	2	1	-
	100.0	100	100.0		100.0	100.0	100.0	100	100.0	100.0	100.0	100.0	
Mail/Mailings/Pamphlets	26	13	13	-	1	3	10	12	21	2	1	1	-
	25.5%	29%	22.8%		16.7%	23.1%	33.3%	23%	24.1%	40.0%	50.0%	100.0%	
Waste Management/Trash Company	18	8	10	-	-	4	5	9	16	-	1	-	-
	17.6%	18%	17.5%			30.8%	16.7%	17%	18.4%		50.0%		
From the City/Dakota County	18	10	8	-	-	-	6	12	16	1	-	-	-
	17.6%	22%	14.0%				20.0%	23%	18.4%	20.0%			
Internet	10	4	6	-	2	1	4	3	10	-	-	-	-
	9.8%	8.9%	10.5%		33.3%	7.7%	13.3%	5.7%	11.5%				
Recycling Plant (Tennis Recycling)	6	1	5	-	1	1	1	3	5	-	-	-	-
	5.9%	2.2%	8.8%		16.7%	7.7%	3.3%	5.7%	5.7%				
Newspaper/Magazine/ Newsletters	5	1	4	-	-	2	2	1	5	-	-	-	-
	4.9%	2.2%	7.0%			15.4%	6.7%	1.9%	5.7%				
Homeowners Associations/ Leasing Staff	2	1	1	-	1	-	-	1	2	-	-	-	-
	2.0%	2.2%	1.8%		16.7%			1.9%	2.3%				
Other	6	2	4	-	-	-	1	5	5	-	-	-	-
	5.9%	4.4%	7.0%				3.3%	9.4%	5.7%				
Unsure	3	1	2	-	-	-	1	2	3	-	-	-	-
	2.9%	2.2%	3.5%				3.3%	3.8%	3.4%				
Prefer not to answer	8	4	4	-	1	2	-	5	4	2	-	-	-
	7.8%	8.9%	7.0%		16.7%	15.4%		9.4%	4.6%	40.0%			

Q6. What resource do you currently use to check if something is recyclable?
 BASE: Total Sample

	GENDER			AGE GROUP					RENT/OWN			ETHNICITY				LANGUAGE		
	TOTAL	MALE	FEMALE	18-29	30-39	40-54	55-64	65+	OWN	RENT		WHITE/ CAUCASIAN	BLACK/ AFRICAN AMERICAN	ASIAN	HISPANIC	AMERICAN INDIAN OR ALASKA NATIVE	SPANISH	ENGLISH
Total	600	278	322	72	142	145	127	114	477	85		484	15	16	27	3	15	585
	100.0	100	100.0	100.0	100.0	100.0	100.0	100	100	100		100.0	100.0	100.0	100.0	100.0	100.0	100.0
Recycling cart provided by hauler	195	92	103	21	38	42	56	38	161	22		162	-	8	8	-	5	190
	32.5%	33%	32.0%	29.2%	26.8%	29.0%	44.1%	33%	34%	26%		33.5%		50.0%	29.6%		33.3%	32.5%
Hauler mailed information	92	47	45	10	15	24	19	24	83	8		85	1	-	2	-	2	90
	15.3%	17%	14.0%	13.9%	10.6%	16.6%	15.0%	21%	17%	9.4%		17.6%	6.7%		7.4%		13.3%	15.4%
County website	81	44	37	4	9	30	18	20	69	11		68	3	5	-	1	-	81
	13.5%	16%	11.5%	5.6%	6.3%	20.7%	14.2%	18%	14%	13%		14.0%	20.0%	31.2%		33.3%		13.8%
County mailed information	81	40	41	-	6	17	23	35	72	7		73	2	-	2	-	1	80
	13.5%	14%	12.7%		4.2%	11.7%	18.1%	31%	15%	8.2%		15.1%	13.3%		7.4%		6.7%	13.7%
City mailed information	79	28	51	4	7	16	20	32	65	10		68	2	-	2	1	1	78
	13.2%	10%	15.8%	5.6%	4.9%	11.0%	15.7%	28%	14%	12%		14.0%	13.3%		7.4%	33.3%	6.7%	13.3%
Hauler website	72	32	40	4	21	23	12	12	66	5		64	-	2	2	-	-	72
	12.0%	12%	12.4%	5.6%	14.8%	15.9%	9.4%	11%	14%	5.9%		13.2%		12.5%	7.4%			12.3%
City website	65	29	36	5	12	18	18	12	52	8		52	1	4	4	-	-	65
	10.8%	10%	11.2%	6.9%	8.5%	12.4%	14.2%	11%	11%	9.4%		10.7%	6.7%	25.0%	14.8%			11.1%
Property Manager	18	5	13	3	3	5	3	4	3	13		15	3	-	-	-	-	18
	3.0%	1.8%	4.0%	4.2%	2.1%	3.4%	2.4%	3.5%	0.6%	15%		3.1%	20.0%					3.1%
Other	27	17	10	3	7	7	4	6	20	6		24	-	-	1	-	1	26
	4.5%	6.1%	3.1%	4.2%	4.9%	4.8%	3.1%	5.3%	4.2%	7.1%		5.0%		3.7%		6.7%	4.4%	
I already know what can be recycled	147	76	71	26	50	31	24	16	119	19		118	5	1	8	1	4	143
	24.5%	27%	22.0%	36.1%	35.2%	21.4%	18.9%	14%	25%	22%		24.4%	33.3%	6.2%	29.6%	33.3%	26.7%	24.4%
I don't recycle	12	4	8	1	4	2	3	2	6	4		8	-	-	-	1	-	12
	2.0%	1.4%	2.5%	1.4%	2.8%	1.4%	2.4%	1.8%	1.3%	4.7%		1.7%			33.3%		2.1%	
Unsure	36	13	23	5	13	10	5	3	22	8		26	1	1	3	-	2	34
	6.0%	4.7%	7.1%	6.9%	9.2%	6.9%	3.9%	2.6%	4.6%	9.4%		5.4%	6.7%	6.2%	11.1%		13.3%	5.8%
Prefer not to answer	10	3	7	1	4	3	1	1	4	4		5	1	-	1	-	-	10
	1.7%	1.1%	2.2%	1.4%	2.8%	2.1%	0.8%	0.9%	0.8%	4.7%		1.0%	6.7%		3.7%			1.7%

Q6. What resource do you currently use to check if something is recyclable?
 BASE: Total Sample

	GEOGRAPHIC															
	TOTAL	APPLE VALLEY	BURNSVILLE	EAGAN	FARMINGTON	LAKEVILLE	LILYDALE	HASTINGS	INVER GROVE HEIGHTS	MENDOTA MENDOTA	HEIGHTS	ROSEMOUNT	SOUTH ST. PAUL	SUNFISH LAKE	WEST ST. PAUL	RURAL/ UNINCORPORATED
Total	600	74	82	95	32	87	1	32	51	-	28	29	29	2	31	24
	100.0	100.0	100.0	100.0	100.0	100.0	100.0	100.0	100.0	100.0	100.0	100.0	100.0	100.0	100.0	100.0
Recycling cart provided by hauler	195	22	24	25	11	34	-	12	18	-	5	7	16	-	10	10
	32.5%	29.7%	29.3%	26.3%	34.4%	39.1%		37.5%	35.3%		17.9%	24.1%	55.2%		32.3%	41.7%
Hauler mailed information	92	12	11	15	2	17	-	9	6	-	3	5	3	-	6	3
	15.3%	16.2%	13.4%	15.8%	6.2%	19.5%		28.1%	11.8%		10.7%	17.2%	10.3%		19.4%	12.5%
County website	81	14	9	8	7	12	-	4	7	-	5	7	2	-	3	3
	13.5%	18.9%	11.0%	8.4%	21.9%	13.8%		12.5%	13.7%		17.9%	24.1%	6.9%		9.7%	12.5%
County mailed information	81	10	10	8	4	15	1	6	8	-	4	4	4	1	1	5
	13.5%	13.5%	12.2%	8.4%	12.5%	17.2%	100.0%	18.8%	15.7%		14.3%	13.8%	13.8%	50.0%	3.2%	20.8%
City mailed information	79	14	10	14	6	8	-	5	8	-	3	-	3	1	6	1
	13.2%	18.9%	12.2%	14.7%	18.8%	9.2%		15.6%	15.7%		10.7%		10.3%	50.0%	19.4%	4.2%
Hauler website	72	11	9	16	-	16	-	3	2	-	5	3	1	-	4	2
	12.0%	14.9%	11.0%	16.8%		18.4%		9.4%	3.9%		17.9%	10.3%	3.4%		12.9%	8.3%
City website	65	9	6	13	7	8	-	3	7	-	3	2	1	-	5	1
	10.8%	12.2%	7.3%	13.7%	21.9%	9.2%		9.4%	13.7%		10.7%	6.9%	3.4%		16.1%	4.2%
Property Manager	18	4	2	1	-	2	-	1	3	-	1	2	1	-	1	-
	3.0%	5.4%	2.4%	1.1%		2.3%		3.1%	5.9%		3.6%	6.9%	3.4%		3.2%	
Other	27	3	4	3	3	3	-	1	2	-	1	3	1	-	1	2
	4.5%	4.1%	4.9%	3.2%	9.4%	3.4%		3.1%	3.9%		3.6%	10.3%	3.4%		3.2%	8.3%
I already know what can be recycled	147	13	26	28	7	23	-	9	7	-	6	6	5	1	7	7
	24.5%	17.6%	31.7%	29.5%	21.9%	26.4%		28.1%	13.7%		21.4%	20.7%	17.2%	50.0%	22.6%	29.2%
I don't recycle	12	2	-	2	-	1	-	1	1	-	1	-	1	-	2	1
	2.0%	2.7%		2.1%		1.1%		3.1%	2.0%		3.6%		3.4%		6.5%	4.2%
Unsure	36	5	6	7	1	8	-	1	2	-	4	2	-	-	-	-
	6.0%	6.8%	7.3%	7.4%	3.1%	9.2%		3.1%	3.9%		14.3%	6.9%				
Prefer not to answer	10	-	3	1	-	2	-	-	2	-	-	1	-	-	1	-
	1.7%		3.7%	1.1%		2.3%			3.9%			3.4%			3.2%	

Q6. What resource do you currently use to check if something is recyclable?
 BASE: Total Sample

	SURVEY TYPE						
	TOTAL	PHONE	LANDLINE	MOBILE	ONLINE	TEXT	EMAIL
Total	600	150	60	90	450	225	225
	100.0	100.0	100.0	100.0	100.0	100	100.0
Recycling cart provided by hauler	195	50	22	28	145	65	80
	32.5%	33.3%	36.7%	31.1%	32.2%	29%	35.6%
Hauler mailed information	92	29	12	17	63	25	38
	15.3%	19.3%	20.0%	18.9%	14.0%	11%	16.9%
County website	81	18	8	10	63	23	40
	13.5%	12.0%	13.3%	11.1%	14.0%	10%	17.8%
County mailed information	81	24	10	14	57	9	48
	13.5%	16.0%	16.7%	15.6%	12.7%	4.0%	21.3%
City mailed information	79	24	8	16	55	17	38
	13.2%	16.0%	13.3%	17.8%	12.2%	7.6%	16.9%
Hauler website	72	16	4	12	56	24	32
	12.0%	10.7%	6.7%	13.3%	12.4%	11%	14.2%
City website	65	18	4	14	47	20	27
	10.8%	12.0%	6.7%	15.6%	10.4%	8.9%	12.0%
Property Manager	18	2	1	1	16	8	8
	3.0%	1.3%	1.7%	1.1%	3.6%	3.6%	3.6%
Other	27	5	1	4	22	9	13
	4.5%	3.3%	1.7%	4.4%	4.9%	4.0%	5.8%
I already know what can be recycled	147	33	12	21	114	70	44
	24.5%	22.0%	20.0%	23.3%	25.3%	31%	19.6%
I don't recycle	12	3	2	1	9	6	3
	2.0%	2.0%	3.3%	1.1%	2.0%	2.7%	1.3%
Unsure	36	12	4	8	24	13	11
	6.0%	8.0%	6.7%	8.9%	5.3%	5.8%	4.9%
Prefer not to answer	10	2	2	-	8	5	3
	1.7%	1.3%	3.3%		1.8%	2.2%	1.3%

Q6. What resource do you currently use to check if something is recyclable?
 BASE: Total Sample

	GENDER			AGE GROUP					PHONE MODE	ETHNICITY				AMERICAN INDIAN OR ALASKA NATIVE
	TOTAL	MALE	FEMALE	18-29	30-39	40-54	55-64	65+	WHITE/ CAUCASIAN	BLACK/ AFRICAN AMERICAN	ASIAN	HISPANIC		
Total	150	60	90	5	22	50	44	29	117	3	3	15	1	
	100.0	100	100.0	100.0	100.0	100.0	100.0	100	100.0	100.0	100.0	100.0	100.0	
Recycling cart provided by hauler	50	20	30	1	6	14	18	11	40	-	2	5	-	
	33.3%	33%	33.3%	20.0%	27.3%	28.0%	40.9%	38%	34.2%		66.7%	33.3%		
Hauler mailed information	29	12	17	-	4	13	6	6	27	-	-	2	-	
	19.3%	20%	18.9%		18.2%	26.0%	13.6%	21%	23.1%			13.3%		
City mailed information	24	9	15	-	1	9	9	5	22	-	-	1	-	
	16.0%	15%	16.7%		4.5%	18.0%	20.5%	17%	18.8%			6.7%		
County mailed information	24	9	15	-	2	9	6	7	23	-	-	1	-	
	16.0%	15%	16.7%		9.1%	18.0%	13.6%	24%	19.7%			6.7%		
City website	18	6	12	-	2	7	6	3	15	-	-	1	-	
	12.0%	10%	13.3%		9.1%	14.0%	13.6%	10%	12.8%			6.7%		
County website	18	8	10	-	2	11	5	-	16	1	1	-	-	
	12.0%	13%	11.1%		9.1%	22.0%	11.4%		13.7%	33.3%	33.3%			
Hauler website	16	6	10	-	3	12	1	-	15	-	1	-	-	
	10.7%	10%	11.1%		13.6%	24.0%	2.3%		12.8%		33.3%			
Property Manager	2	-	2	-	-	1	1	-	1	1	-	-	-	
	1.3%		2.2%			2.0%	2.3%		0.9%	33.3%				
Other	5	4	1	1	1	2	1	-	4	-	-	1	-	
	3.3%	6.7%	1.1%	20.0%	4.5%	4.0%	2.3%		3.4%			6.7%		
I already know what can be recycled	33	16	17	2	8	8	8	7	26	1	-	3	-	
	22.0%	27%	18.9%	40.0%	36.4%	16.0%	18.2%	24%	22.2%	33.3%		20.0%		
I don't recycle	3	-	3	-	1	-	2	-	1	-	-	-	1	
	2.0%		3.3%		4.5%		4.5%		0.9%				100.0%	
Unsure	12	2	10	1	4	4	3	-	9	-	1	2	-	
	8.0%	3.3%	11.1%	20.0%	18.2%	8.0%	6.8%		7.7%		33.3%	13.3%		
Prefer not to answer	2	1	1	-	-	-	1	1	1	-	-	-	-	
	1.3%	1.7%	1.1%				2.3%	3.4%	0.9%					

Q6. What resource do you currently use to check if something is recyclable?
 BASE: Total Sample

	GENDER			AGE GROUP					LANDLINE MODE					ETHNICITY			
	TOTAL	MALE	FEMALE	18-29	30-39	40-54	55-64	65+	WHITE/ CAUCASIAN	BLACK/ AFRICAN AMERICAN	ASIAN	HISPANIC	AMERICAN INDIAN OR ALASKA NATIVE				
Total	60	19	41	-	9	9	19	23	50	1	2	2	-				
	100.0	100	100.0		100.0	100.0	100.0	100	100.0	100.0	100.0	100.0					
Recycling cart provided by hauler	22	8	14	-	3	1	8	10	18	-	2	1	-				
	36.7%	42%	34.1%		33.3%	11.1%	42.1%	43%	36.0%		100%	50.0%					
Hauler mailed information	12	3	9	-	3	3	1	5	12	-	-	-	-				
	20.0%	16%	22.0%		33.3%	33.3%	5.3%	22%	24.0%								
County mailed information	10	2	8	-	2	1	3	4	10	-	-	-	-				
	16.7%	11%	19.5%		22.2%	11.1%	15.8%	17%	20.0%								
City mailed information	8	4	4	-	1	1	1	5	8	-	-	-	-				
	13.3%	21%	9.8%		11.1%	11.1%	5.3%	22%	16.0%								
County website	8	3	5	-	2	4	2	-	7	-	1	-	-				
	13.3%	16%	12.2%		22.2%	44.4%	10.5%		14.0%		50.0%						
Hauler website	4	-	4	-	1	2	1	-	3	-	1	-	-				
	6.7%		9.8%		11.1%	22.2%	5.3%		6.0%		50.0%						
City website	4	1	3	-	1	1	-	2	4	-	-	-	-				
	6.7%	5.3%	7.3%		11.1%	11.1%		8.7%	8.0%								
Property Manager	1	-	1	-	-	-	1	-	-	1	-	-	-				
	1.7%		2.4%				5.3%			100.0%							
Other	1	-	1	-	-	1	-	-	1	-	-	-	-				
	1.7%		2.4%			11.1%			2.0%								
I already know what can be recycled	12	5	7	-	2	2	3	5	9	-	-	1	-				
	20.0%	26%	17.1%		22.2%	22.2%	15.8%	22%	18.0%			50.0%					
I don't recycle	2	-	2	-	1	-	1	-	1	-	-	-	-				
	3.3%		4.9%		11.1%		5.3%		2.0%								
Unsure	4	-	4	-	2	-	2	-	4	-	-	-	-				
	6.7%		9.8%		22.2%		10.5%		8.0%								
Prefer not to answer	2	1	1	-	-	-	1	1	1	-	-	-	-				
	3.3%	5.3%	2.4%				5.3%	4.3%	2.0%								

Q6. What resource do you currently use to check if something is recyclable?
 BASE: Total Sample

	GENDER		AGE GROUP					CELL-PHONE MODE		ETHNICITY			
	TOTAL	MALE	FEMALE	18-29	30-39	40-54	55-64	65+	WHITE/ CAUCASIAN	BLACK/ AFRICAN AMERICAN	ASIAN	HISPANIC	AMERICAN INDIAN OR ALASKA NATIVE
Total	90	41	49	5	13	41	25	6	67	2	1	13	1
	100.0	100	100.0	100.0	100.0	100.0	100.0	100	100.0	100.0	100.0	100.0	100.0
Recycling cart provided by hauler	28	12	16	1	3	13	10	1	22	-	-	4	-
	31.1%	29%	32.7%	20.0%	23.1%	31.7%	40.0%	17%	32.8%			30.8%	
Hauler mailed information	17	9	8	-	1	10	5	1	15	-	-	2	-
	18.9%	22%	16.3%		7.7%	24.4%	20.0%	17%	22.4%			15.4%	
City mailed information	16	5	11	-	-	8	8	-	14	-	-	1	-
	17.8%	12%	22.4%			19.5%	32.0%		20.9%			7.7%	
City website	14	5	9	-	1	6	6	1	11	-	-	1	-
	15.6%	12%	18.4%		7.7%	14.6%	24.0%	17%	16.4%			7.7%	
County mailed information	14	7	7	-	-	8	3	3	13	-	-	1	-
	15.6%	17%	14.3%			19.5%	12.0%	50%	19.4%			7.7%	
Hauler website	12	6	6	-	2	10	-	-	12	-	-	-	-
	13.3%	15%	12.2%		15.4%	24.4%			17.9%				
County website	10	5	5	-	-	7	3	-	9	1	-	-	-
	11.1%	12%	10.2%			17.1%	12.0%		13.4%	50.0%			
Property Manager	1	-	1	-	-	1	-	-	1	-	-	-	-
	1.1%		2.0%			2.4%			1.5%				
Other	4	4	-	1	1	1	1	-	3	-	-	1	-
	4.4%	9.8%		20.0%	7.7%	2.4%	4.0%		4.5%			7.7%	
I already know what can be recycled	21	11	10	2	6	6	5	2	17	1	-	2	-
	23.3%	27%	20.4%	40.0%	46.2%	14.6%	20.0%	33%	25.4%	50.0%		15.4%	
I don't recycle	1	-	1	-	-	-	1	-	-	-	-	-	1
	1.1%		2.0%				4.0%						100.0%
Unsure	8	2	6	1	2	4	1	-	5	-	1	2	-
	8.9%	4.9%	12.2%	20.0%	15.4%	9.8%	4.0%		7.5%		100%	15.4%	

Q6. What resource do you currently use to check if something is recyclable?
 BASE: Total Sample

	ONLINE MODE												
	GENDER			AGE GROUP					ETHNICITY				
	TOTAL	MALE	FEMALE	18-29	30-39	40-54	55-64	65+	WHITE/ CAUCASIAN	BLACK/ AFRICAN AMERICAN	ASIAN	HISPANIC	AMERICAN INDIAN OR ALASKA NATIVE
Total	450	218	232	67	120	95	83	85	367	12	13	12	2
	100.0	100	100.0	100.0	100.0	100.0	100.0	100	100.0	100.0	100.0	100.0	100.0
Recycling cart provided by hauler	145	72	73	20	32	28	38	27	122	-	6	3	-
	32.2%	33%	31.5%	29.9%	26.7%	29.5%	45.8%	32%	33.2%	46.2%	25.0%		
Hauler mailed information	63	35	28	10	11	11	13	18	58	1	-	-	-
	14.0%	16%	12.1%	14.9%	9.2%	11.6%	15.7%	21%	15.8%	8.3%			
County website	63	36	27	4	7	19	13	20	52	2	4	-	1
	14.0%	17%	11.6%	6.0%	5.8%	20.0%	15.7%	24%	14.2%	16.7%	30.8%		50.0%
County mailed information	57	31	26	-	4	8	17	28	50	2	-	1	-
	12.7%	14%	11.2%		3.3%	8.4%	20.5%	33%	13.6%	16.7%		8.3%	
Hauler website	56	26	30	4	18	11	11	12	49	-	1	2	-
	12.4%	12%	12.9%	6.0%	15.0%	11.6%	13.3%	14%	13.4%	7.7%	16.7%		
City mailed information	55	19	36	4	6	7	11	27	46	2	-	1	1
	12.2%	8.7%	15.5%	6.0%	5.0%	7.4%	13.3%	32%	12.5%	16.7%		8.3%	50.0%
City website	47	23	24	5	10	11	12	9	37	1	4	3	-
	10.4%	11%	10.3%	7.5%	8.3%	11.6%	14.5%	11%	10.1%	8.3%	30.8%	25.0%	
Property Manager	16	5	11	3	3	4	2	4	14	2	-	-	-
	3.6%	2.3%	4.7%	4.5%	2.5%	4.2%	2.4%	4.7%	3.8%	16.7%			
Other	22	13	9	2	6	5	3	6	20	-	-	-	-
	4.9%	6.0%	3.9%	3.0%	5.0%	5.3%	3.6%	7.1%	5.4%				
I already know what can be recycled	114	60	54	24	42	23	16	9	92	4	1	5	1
	25.3%	28%	23.3%	35.8%	35.0%	24.2%	19.3%	11%	25.1%	33.3%	7.7%	41.7%	50.0%
I don't recycle	9	4	5	1	3	2	1	2	7	-	-	-	-
	2.0%	1.8%	2.2%	1.5%	2.5%	2.1%	1.2%	2.4%	1.9%				
Unsure	24	11	13	4	9	6	2	3	17	1	-	1	-
	5.3%	5.0%	5.6%	6.0%	7.5%	6.3%	2.4%	3.5%	4.6%	8.3%		8.3%	
Prefer not to answer	8	2	6	1	4	3	-	-	4	1	-	1	-
	1.8%	0.9%	2.6%	1.5%	3.3%	3.2%			1.1%	8.3%		8.3%	

Q6. What resource do you currently use to check if something is recyclable?
 BASE: Total Sample

	GENDER		AGE GROUP					TEXT MODE	ETHNICITY				AMERICAN INDIAN OR ALASKA NATIVE
	TOTAL	MALE	FEMALE	18-29	30-39	40-54	55-64	65+	WHITE/ CAUCASIAN	BLACK/ AFRICAN AMERICAN	ASIAN	HISPANIC	
Total	225	123	102	64	83	52	21	5	180	6	6	6	2
	100.0	100	100.0	100.0	100.0	100.0	100.0	100	100.0	100.0	100.0	100.0	100.0
Recycling cart provided by hauler	65	34	31	20	23	12	9	1	55	-	2	1	-
	28.9%	28%	30.4%	31.2%	27.7%	23.1%	42.9%	20%	30.6%		33.3%	16.7%	
Hauler mailed information	25	15	10	9	8	5	2	1	24	-	-	-	-
	11.1%	12%	9.8%	14.1%	9.6%	9.6%	9.5%	20%	13.3%				
Hauler website	24	14	10	4	11	7	2	-	21	-	1	-	-
	10.7%	11%	9.8%	6.2%	13.3%	13.5%	9.5%		11.7%		16.7%		
County website	23	15	8	4	7	10	2	-	17	1	2	-	1
	10.2%	12%	7.8%	6.2%	8.4%	19.2%	9.5%		9.4%	16.7%	33.3%		50.0%
City website	20	13	7	5	8	6	1	-	14	-	3	2	-
	8.9%	11%	6.9%	7.8%	9.6%	11.5%	4.8%		7.8%		50.0%	33.3%	
City mailed information	17	8	9	4	4	5	1	3	13	-	-	-	1
	7.6%	6.5%	8.8%	6.2%	4.8%	9.6%	4.8%	60%	7.2%				50.0%
County mailed information	9	8	1	-	4	4	1	-	8	-	-	-	-
	4.0%	6.5%	1.0%		4.8%	7.7%	4.8%		4.4%				
Property Manager	8	3	5	3	2	3	-	-	7	1	-	-	-
	3.6%	2.4%	4.9%	4.7%	2.4%	5.8%			3.9%	16.7%			
Other	9	7	2	2	4	3	-	-	8	-	-	-	-
	4.0%	5.7%	2.0%	3.1%	4.8%	5.8%			4.4%				
I already know what can be recycled	70	41	29	22	28	14	6	-	55	3	1	2	1
	31.1%	33%	28.4%	34.4%	33.7%	26.9%	28.6%		30.6%	50.0%	16.7%	33.3%	50.0%
I don't recycle	6	2	4	1	3	1	1	-	4	-	-	-	-
	2.7%	1.6%	3.9%	1.6%	3.6%	1.9%	4.8%		2.2%				
Unsure	13	8	5	4	4	4	1	-	10	1	-	1	-
	5.8%	6.5%	4.9%	6.2%	4.8%	7.7%	4.8%		5.6%	16.7%		16.7%	
Prefer not to answer	5	1	4	1	2	2	-	-	2	-	-	1	-
	2.2%	0.8%	3.9%	1.6%	2.4%	3.8%			1.1%			16.7%	

Q6. What resource do you currently use to check if something is recyclable?
 BASE: Total Sample

	GENDER			AGE GROUP					EMAIL MODE	ETHNICITY				AMERICAN INDIAN OR ALASKA NATIVE
	TOTAL	MALE	FEMALE	18-29	30-39	40-54	55-64	65+	WHITE/ CAUCASIAN	BLACK/ AFRICAN AMERICAN	ASIAN	HISPANIC		
Total	225	95	130	3	37	43	62	80	187	6	7	6	-	
	100.0	100	100.0	100.0	100.0	100.0	100.0	100	100.0	100.0	100.0	100.0	-	
Recycling cart provided by hauler	80	38	42	-	9	16	29	26	67	-	4	2	-	
	35.6%	40%	32.3%		24.3%	37.2%	46.8%	32%	35.8%		57.1%	33.3%		
County mailed information	48	23	25	-	-	4	16	28	42	2	-	1	-	
	21.3%	24%	19.2%			9.3%	25.8%	35%	22.5%	33.3%		16.7%		
County website	40	21	19	-	-	9	11	20	35	1	2	-	-	
	17.8%	22%	14.6%			20.9%	17.7%	25%	18.7%	16.7%	28.6%			
Hauler mailed information	38	20	18	1	3	6	11	17	34	1	-	-	-	
	16.9%	21%	13.8%	33.3%	8.1%	14.0%	17.7%	21%	18.2%	16.7%				
City mailed information	38	11	27	-	2	2	10	24	33	2	-	1	-	
	16.9%	12%	20.8%		5.4%	4.7%	16.1%	30%	17.6%	33.3%		16.7%		
Hauler website	32	12	20	-	7	4	9	12	28	-	-	2	-	
	14.2%	13%	15.4%		18.9%	9.3%	14.5%	15%	15.0%			33.3%		
City website	27	10	17	-	2	5	11	9	23	1	1	1	-	
	12.0%	11%	13.1%		5.4%	11.6%	17.7%	11%	12.3%	16.7%	14.3%	16.7%		
Property Manager	8	2	6	-	1	1	2	4	7	1	-	-	-	
	3.6%	2.1%	4.6%		2.7%	2.3%	3.2%	5.0%	3.7%	16.7%				
Other	13	6	7	-	2	2	3	6	12	-	-	-	-	
	5.8%	6.3%	5.4%		5.4%	4.7%	4.8%	7.5%	6.4%					
I already know what can be recycled	44	19	25	2	14	9	10	9	37	1	-	3	-	
	19.6%	20%	19.2%	66.7%	37.8%	20.9%	16.1%	11%	19.8%	16.7%		50.0%		
I don't recycle	3	2	1	-	-	1	-	2	3	-	-	-	-	
	1.3%	2.1%	0.8%			2.3%		2.5%	1.6%					
Unsure	11	3	8	-	5	2	1	3	7	-	-	-	-	
	4.9%	3.2%	6.2%		13.5%	4.7%	1.6%	3.8%	3.7%					
Prefer not to answer	3	1	2	-	2	1	-	-	2	1	-	-	-	
	1.3%	1.1%	1.5%		5.4%	2.3%			1.1%	16.7%				

Q7. What do you do with recycling information you receive in the mail?
 BASE: Total Sample

	GENDER		AGE GROUP					RENT/OWN		ETHNICITY				LANGUAGE			
	TOTAL	MALE	FEMALE	18-29	30-39	40-54	55-64	65+	OWN	RENT	WHITE/ CAUCASIAN	BLACK/ AFRICAN AMERICAN	ASIAN	HISPANIC	AMERICAN INDIAN OR ALASKA NATIVE	SPANISH	ENGLISH
Total	600	278	322	72	142	145	127	114	477	85	484	15	16	27	3	15	585
	100.0	100	100.0	100.0	100.0	100.0	100.0	100	100	100	100.0	100.0	100.0	100.0	100.0	100.0	100.0
I don't read it	53	22	31	7	24	11	8	3	40	10	38	-	2	3	-	1	52
	8.8%	7.9%	9.6%	9.7%	16.9%	7.6%	6.3%	2.6%	8.4%	12%	7.9%		12.5%	11.1%		6.7%	8.9%
I read it and discard it	221	107	114	30	57	66	41	27	177	26	176	3	9	10	1	4	217
	36.8%	38%	35.4%	41.7%	40.1%	45.5%	32.3%	24%	37%	31%	36.4%	20.0%	56.2%	37.0%	33.3%	26.7%	37.1%
I keep it and reference it	201	94	107	13	30	38	50	70	170	25	174	6	2	7	1	6	195
	33.5%	34%	33.2%	18.1%	21.1%	26.2%	39.4%	61%	36%	29%	36.0%	40.0%	12.5%	25.9%	33.3%	40.0%	33.3%
I keep it but don't reference it	11	6	5	2	3	-	4	2	11	-	8	-	1	1	-	1	10
	1.8%	2.2%	1.6%	2.8%	2.1%		3.1%	1.8%	2.3%		1.7%		6.2%	3.7%		6.7%	1.7%
I tell the rest of the household	22	7	15	5	4	7	5	1	16	4	15	3	1	3	-	3	19
	3.7%	2.5%	4.7%	6.9%	2.8%	4.8%	3.9%	0.9%	3.4%	4.7%	3.1%	20.0%	6.2%	11.1%		20.0%	3.2%
Something else	55	28	27	7	18	12	12	6	39	11	45	1	1	1	1	-	55
	9.2%	10%	8.4%	9.7%	12.7%	8.3%	9.4%	5.3%	8.2%	13%	9.3%	6.7%	6.2%	3.7%	33.3%		9.4%
Unsure	31	12	19	7	6	8	6	4	22	7	26	1	-	1	-	-	31
	5.2%	4.3%	5.9%	9.7%	4.2%	5.5%	4.7%	3.5%	4.6%	8.2%	5.4%	6.7%		3.7%			5.3%
Prefer not to answer	6	2	4	1	-	3	1	1	2	2	2	1	-	1	-	-	6
	1.0%	0.7%	1.2%	1.4%		2.1%	0.8%	0.9%	0.4%	2.4%	0.4%	6.7%		3.7%			1.0%

Q7. What do you do with recycling information you receive in the mail?
 BASE: Total Sample

	GEOGRAPHIC															
	TOTAL	APPLE VALLEY	BURNSVILLE	EAGAN	FARMINGTON	LAKEVILLE	LILYDALE	HASTINGS	INVER GROVE HEIGHTS	MENDOTA MENDOTA	HEIGHTS	ROSEMOUNT	SOUTH ST. PAUL	SUNFISH LAKE	WEST ST. PAUL	RURAL/ UNINCORPORATED
Total	600	74	82	95	32	87	1	32	51	-	28	29	29	2	31	24
	100.0	100.0	100.0	100.0	100.0	100.0	100.0	100.0	100.0	100.0	100.0	100.0	100.0	100.0	100.0	100.0
I don't read it	53	9	8	11	3	10	-	1	5	-	2	1	1	-	1	1
	8.8%	12.2%	9.8%	11.6%	9.4%	11.5%		3.1%	9.8%		7.1%	3.4%	3.4%		3.2%	4.2%
I read it and discard it	221	27	27	38	18	29	-	8	16	-	9	13	17	-	8	9
	36.8%	36.5%	32.9%	40.0%	56.2%	33.3%		25.0%	31.4%		32.1%	44.8%	58.6%		25.8%	37.5%
I keep it and reference it	201	25	27	28	6	31	-	15	18	-	9	8	6	2	16	9
	33.5%	33.8%	32.9%	29.5%	18.8%	35.6%		46.9%	35.3%		32.1%	27.6%	20.7%	100.0%	51.6%	37.5%
I keep it but don't reference it	11	2	-	1	1	3	-	3	-	-	-	-	-	-	1	-
	1.8%	2.7%		1.1%	3.1%	3.4%		9.4%							3.2%	
I tell the rest of the household	22	2	7	4	-	3	-	-	1	-	1	-	2	-	2	-
	3.7%	2.7%	8.5%	4.2%		3.4%			2.0%		3.6%		6.9%		6.5%	
Something else	55	6	5	8	3	8	1	1	6	-	4	6	2	-	3	2
	9.2%	8.1%	6.1%	8.4%	9.4%	9.2%	100.0%	3.1%	11.8%		14.3%	20.7%	6.9%		9.7%	8.3%
Unsure	31	2	5	4	1	3	-	4	4	-	3	1	1	-	-	3
	5.2%	2.7%	6.1%	4.2%	3.1%	3.4%		12.5%	7.8%		10.7%	3.4%	3.4%			12.5%
Prefer not to answer	6	1	3	1	-	-	-	-	1	-	-	-	-	-	-	-
	1.0%	1.4%	3.7%	1.1%					2.0%							

Q7. What do you do with recycling information you receive in the mail?
 BASE: Total Sample

	SURVEY TYPE						
	TOTAL	PHONE	LANDLINE	MOBILE	ONLINE	TEXT	EMAIL
Total	600	150	60	90	450	225	225
	100.0	100.0	100.0	100.0	100.0	100	100.0
I don't read it	53	11	6	5	42	21	21
	8.8%	7.3%	10.0%	5.6%	9.3%	9.3%	9.3%
I read it and discard it	221	51	14	37	170	89	81
	36.8%	34.0%	23.3%	41.1%	37.8%	40%	36.0%
I keep it and reference it	201	58	27	31	143	53	90
	33.5%	38.7%	45.0%	34.4%	31.8%	24%	40.0%
I keep it but don't reference it	11	3	2	1	8	5	3
	1.8%	2.0%	3.3%	1.1%	1.8%	2.2%	1.3%
I tell the rest of the household	22	7	2	5	15	11	4
	3.7%	4.7%	3.3%	5.6%	3.3%	4.9%	1.8%
Something else	55	13	4	9	42	28	14
	9.2%	8.7%	6.7%	10.0%	9.3%	12%	6.2%
Unsure	31	7	5	2	24	14	10
	5.2%	4.7%	8.3%	2.2%	5.3%	6.2%	4.4%
Prefer not to answer	6	-	-	-	6	4	2
	1.0%				1.3%	1.8%	0.9%

Q7. What do you do with recycling information you receive in the mail?
 BASE: Total Sample

	GENDER			AGE GROUP					PHONE MODE	ETHNICITY			
	TOTAL	MALE	FEMALE	18-29	30-39	40-54	55-64	65+	WHITE/ CAUCASIAN	BLACK/ AFRICAN AMERICAN	ASIAN	HISPANIC	AMERICAN INDIAN OR ALASKA NATIVE
Total	150	60	90	5	22	50	44	29	117	3	3	15	1
	100.0	100	100.0	100.0	100.0	100.0	100.0	100	100.0	100.0	100.0	100.0	100.0
I don't read it	11	3	8	-	4	1	4	2	6	-	-	1	-
	7.3%	5.0%	8.9%		18.2%	2.0%	9.1%	6.9%	5.1%			6.7%	
I read it and discard it	51	22	29	2	6	22	15	6	40	1	-	4	1
	34.0%	37%	32.2%	40.0%	27.3%	44.0%	34.1%	21%	34.2%	33.3%		26.7%	100.0%
I keep it and reference it	58	25	33	1	8	17	15	17	47	2	1	6	-
	38.7%	42%	36.7%	20.0%	36.4%	34.0%	34.1%	59%	40.2%	66.7%	33.3%	40.0%	
I keep it but don't reference it	3	1	2	1	-	-	2	-	1	-	1	1	-
	2.0%	1.7%	2.2%	20.0%			4.5%		0.9%		33.3%	6.7%	
I tell the rest of the household	7	-	7	-	-	4	3	-	4	-	-	3	-
	4.7%		7.8%			8.0%	6.8%		3.4%			20.0%	
Something else	13	6	7	1	2	4	4	2	12	-	1	-	-
	8.7%	10%	7.8%	20.0%	9.1%	8.0%	9.1%	6.9%	10.3%		33.3%		
Unsure	7	3	4	-	2	2	1	2	7	-	-	-	-
	4.7%	5.0%	4.4%		9.1%	4.0%	2.3%	6.9%	6.0%				

Q7. What do you do with recycling information you receive in the mail?
 BASE: Total Sample

	GENDER			AGE GROUP					LANDLINE MODE		ETHNICITY			
	TOTAL	MALE	FEMALE	18-29	30-39	40-54	55-64	65+	WHITE/ CAUCASIAN	BLACK/ AFRICAN AMERICAN	ASIAN	HISPANIC	AMERICAN INDIAN OR ALASKA NATIVE	
Total	60	19	41	-	9	9	19	23	50	1	2	2	-	
	100.0	100	100.0		100.0	100.0	100.0	100	100.0	100.0	100.0	100.0		
I don't read it	6	1	5	-	2	-	2	2	3	-	-	1	-	
	10.0%	5.3%	12.2%		22.2%		10.5%	8.7%	6.0%			50.0%		
I read it and discard it	14	4	10	-	-	5	4	5	12	-	-	1	-	
	23.3%	21%	24.4%			55.6%	21.1%	22%	24.0%			50.0%		
I keep it and reference it	27	10	17	-	5	2	7	13	23	1	1	-	-	
	45.0%	53%	41.5%		55.6%	22.2%	36.8%	57%	46.0%	100.0%	50.0%			
I keep it but don't reference it	2	1	1	-	-	-	2	-	1	-	1	-	-	
	3.3%	5.3%	2.4%				10.5%		2.0%		50.0%			
I tell the rest of the household	2	-	2	-	-	1	1	-	2	-	-	-	-	
	3.3%		4.9%			11.1%	5.3%		4.0%					
Something else	4	1	3	-	1	-	2	1	4	-	-	-	-	
	6.7%	5.3%	7.3%		11.1%		10.5%	4.3%	8.0%					
Unsure	5	2	3	-	1	1	1	2	5	-	-	-	-	
	8.3%	11%	7.3%		11.1%	11.1%	5.3%	8.7%	10.0%					

Q7. What do you do with recycling information you receive in the mail?
 BASE: Total Sample

	GENDER			AGE GROUP					CELL-PHONE MODE	ETHNICITY			
	TOTAL	MALE	FEMALE	18-29	30-39	40-54	55-64	65+	WHITE/ CAUCASIAN	BLACK/ AFRICAN AMERICAN	ASIAN	HISPANIC	AMERICAN INDIAN OR ALASKA NATIVE
Total	90	41	49	5	13	41	25	6	67	2	1	13	1
	100.0	100	100.0	100.0	100.0	100.0	100.0	100	100.0	100.0	100.0	100.0	100.0
I don't read it	5	2	3	-	2	1	2	-	3	-	-	-	-
	5.6%	4.9%	6.1%		15.4%	2.4%	8.0%		4.5%				
I read it and discard it	37	18	19	2	6	17	11	1	28	1	-	3	1
	41.1%	44%	38.8%	40.0%	46.2%	41.5%	44.0%	17%	41.8%	50.0%		23.1%	100.0%
I keep it and reference it	31	15	16	1	3	15	8	4	24	1	-	6	-
	34.4%	37%	32.7%	20.0%	23.1%	36.6%	32.0%	67%	35.8%	50.0%		46.2%	
I keep it but don't reference it	1	-	1	1	-	-	-	-	-	-	-	1	-
	1.1%		2.0%	20.0%								7.7%	
I tell the rest of the household	5	-	5	-	-	3	2	-	2	-	-	3	-
	5.6%		10.2%			7.3%	8.0%		3.0%			23.1%	
Something else	9	5	4	1	1	4	2	1	8	-	1	-	-
	10.0%	12%	8.2%	20.0%	7.7%	9.8%	8.0%	17%	11.9%		100%		
Unsure	2	1	1	-	1	1	-	-	2	-	-	-	-
	2.2%	2.4%	2.0%		7.7%	2.4%			3.0%				

Q7. What do you do with recycling information you receive in the mail?
 BASE: Total Sample

	GENDER		AGE GROUP					ONLINE MODE		ETHNICITY			
	TOTAL	MALE	FEMALE	18-29	30-39	40-54	55-64	65+	WHITE/ CAUCASIAN	BLACK/ AFRICAN AMERICAN	ASIAN	HISPANIC	AMERICAN INDIAN OR ALASKA NATIVE
Total	450	218	232	67	120	95	83	85	367	12	13	12	2
	100.0	100	100.0	100.0	100.0	100.0	100.0	100	100.0	100.0	100.0	100.0	100.0
I don't read it	42	19	23	7	20	10	4	1	32	-	2	2	-
	9.3%	8.7%	9.9%	10.4%	16.7%	10.5%	4.8%	1.2%	8.7%	15.4%	16.7%		
I read it and discard it	170	85	85	28	51	44	26	21	136	2	9	6	-
	37.8%	39%	36.6%	41.8%	42.5%	46.3%	31.3%	25%	37.1%	16.7%	69.2%	50.0%	
I keep it and reference it	143	69	74	12	22	21	35	53	127	4	1	1	1
	31.8%	32%	31.9%	17.9%	18.3%	22.1%	42.2%	62%	34.6%	33.3%	7.7%	8.3%	50.0%
I keep it but don't reference it	8	5	3	1	3	-	2	2	7	-	-	-	-
	1.8%	2.3%	1.3%	1.5%	2.5%		2.4%	2.4%	1.9%				
I tell the rest of the household	15	7	8	5	4	3	2	1	11	3	1	-	-
	3.3%	3.2%	3.4%	7.5%	3.3%	3.2%	2.4%	1.2%	3.0%	25.0%	7.7%		
Something else	42	22	20	6	16	8	8	4	33	1	-	1	1
	9.3%	10%	8.6%	9.0%	13.3%	8.4%	9.6%	4.7%	9.0%	8.3%		8.3%	50.0%
Unsure	24	9	15	7	4	6	5	2	19	1	-	1	-
	5.3%	4.1%	6.5%	10.4%	3.3%	6.3%	6.0%	2.4%	5.2%	8.3%		8.3%	
Prefer not to answer	6	2	4	1	-	3	1	1	2	1	-	1	-
	1.3%	0.9%	1.7%	1.5%		3.2%	1.2%	1.2%	0.5%	8.3%		8.3%	

Q7. What do you do with recycling information you receive in the mail?
 BASE: Total Sample

	GENDER		AGE GROUP					TEXT MODE	ETHNICITY				AMERICAN INDIAN OR ALASKA NATIVE
	TOTAL	MALE	FEMALE	18-29	30-39	40-54	55-64	65+	WHITE/ CAUCASIAN	BLACK/ AFRICAN AMERICAN	ASIAN	HISPANIC	
Total	225	123	102	64	83	52	21	5	180	6	6	6	2
	100.0	100	100.0	100.0	100.0	100.0	100.0	100	100.0	100.0	100.0	100.0	100.0
I don't read it	21	9	12	6	8	7	-	-	16	-	1	-	-
	9.3%	7.3%	11.8%	9.4%	9.6%	13.5%			8.9%		16.7%		
I read it and discard it	89	47	42	26	35	21	6	1	72	2	3	3	-
	39.6%	38%	41.2%	40.6%	42.2%	40.4%	28.6%	20%	40.0%	33.3%	50.0%	50.0%	
I keep it and reference it	53	31	22	12	18	13	7	3	46	1	1	-	1
	23.6%	25%	21.6%	18.8%	21.7%	25.0%	33.3%	60%	25.6%	16.7%	16.7%		50.0%
I keep it but don't reference it	5	4	1	1	3	-	1	-	5	-	-	-	-
	2.2%	3.3%	1.0%	1.6%	3.6%		4.8%		2.8%				
I tell the rest of the household	11	4	7	5	3	2	1	-	7	3	1	-	-
	4.9%	3.3%	6.9%	7.8%	3.6%	3.8%	4.8%		3.9%	50.0%	16.7%		
Something else	28	19	9	6	12	6	4	-	22	-	-	1	1
	12.4%	15%	8.8%	9.4%	14.5%	11.5%	19.0%		12.2%			16.7%	50.0%
Unsure	14	8	6	7	4	2	1	-	11	-	-	1	-
	6.2%	6.5%	5.9%	10.9%	4.8%	3.8%	4.8%		6.1%			16.7%	
Prefer not to answer	4	1	3	1	-	1	1	1	1	-	-	1	-
	1.8%	0.8%	2.9%	1.6%		1.9%	4.8%	20%	0.6%			16.7%	

Q7. What do you do with recycling information you receive in the mail?
 BASE: Total Sample

	GENDER			AGE GROUP					EMAIL MODE		ETHNICITY			
	TOTAL	MALE	FEMALE	18-29	30-39	40-54	55-64	65+	WHITE/ CAUCASIAN	BLACK/ AFRICAN AMERICAN	ASIAN	HISPANIC	AMERICAN INDIAN OR ALASKA NATIVE	
Total	225	95	130	3	37	43	62	80	187	6	7	6	-	
	100.0	100	100.0	100.0	100.0	100.0	100.0	100	100.0	100.0	100.0	100.0	-	
I don't read it	21	10	11	1	12	3	4	1	16	-	1	2	-	
	9.3%	11%	8.5%	33.3%	32.4%	7.0%	6.5%	1.2%	8.6%		14.3%	33.3%	-	
I read it and discard it	81	38	43	2	16	23	20	20	64	-	6	3	-	
	36.0%	40%	33.1%	66.7%	43.2%	53.5%	32.3%	25%	34.2%		85.7%	50.0%	-	
I keep it and reference it	90	38	52	-	4	8	28	50	81	3	-	1	-	
	40.0%	40%	40.0%		10.8%	18.6%	45.2%	62%	43.3%	50.0%		16.7%	-	
I keep it but don't reference it	3	1	2	-	-	-	1	2	2	-	-	-	-	
	1.3%	1.1%	1.5%				1.6%	2.5%	1.1%				-	
I tell the rest of the household	4	3	1	-	1	1	1	1	4	-	-	-	-	
	1.8%	3.2%	0.8%		2.7%	2.3%	1.6%	1.2%	2.1%				-	
Something else	14	3	11	-	4	2	4	4	11	1	-	-	-	
	6.2%	3.2%	8.5%		10.8%	4.7%	6.5%	5.0%	5.9%	16.7%			-	
Unsure	10	1	9	-	-	4	4	2	8	1	-	-	-	
	4.4%	1.1%	6.9%			9.3%	6.5%	2.5%	4.3%	16.7%			-	
Prefer not to answer	2	1	1	-	-	2	-	-	1	1	-	-	-	
	0.9%	1.1%	0.8%			4.7%			0.5%	16.7%			-	

Q8. When you are not sure if something is recyclable, what do you generally do?
 BASE: Total Sample

	GENDER		AGE GROUP					RENT/OWN		ETHNICITY				LANGUAGE			
	TOTAL	MALE	FEMALE	18-29	30-39	40-54	55-64	65+	OWN	RENT	WHITE/ CAUCASIAN	BLACK/ AFRICAN AMERICAN	ASIAN	HISPANIC	AMERICAN INDIAN OR ALASKA NATIVE	SPANISH	ENGLISH
Total	600	278	322	72	142	145	127	114	477	85	484	15	16	27	3	15	585
	100.0	100	100.0	100.0	100.0	100.0	100.0	100	100	100	100.0	100.0	100.0	100.0	100.0	100.0	100.0
Recycle when in doubt	158	65	93	15	48	41	36	18	124	23	130	2	2	8	1	5	153
	26.3%	23%	28.9%	20.8%	33.8%	28.3%	28.3%	16%	26%	27%	26.9%	13.3%	12.5%	29.6%	33.3%	33.3%	26.2%
Trash when in doubt	206	103	103	28	48	43	45	42	162	28	167	3	6	8	2	4	202
	34.3%	37%	32.0%	38.9%	33.8%	29.7%	35.4%	37%	34%	33%	34.5%	20.0%	37.5%	29.6%	66.7%	26.7%	34.5%
Ask someone	22	12	10	2	4	4	4	8	16	5	17	3	-	1	-	1	21
	3.7%	4.3%	3.1%	2.8%	2.8%	2.8%	3.1%	7.0%	3.4%	5.9%	3.5%	20.0%	-	3.7%	-	6.7%	3.6%
Research what to do	207	93	114	25	40	55	42	45	172	28	167	7	8	8	-	4	203
	34.5%	33%	35.4%	34.7%	28.2%	37.9%	33.1%	39%	36%	33%	34.5%	46.7%	50.0%	29.6%	-	26.7%	34.7%
Unsure	5	4	1	1	2	1	-	1	3	1	3	-	-	1	-	1	4
	0.8%	1.4%	0.3%	1.4%	1.4%	0.7%	-	0.9%	0.6%	1.2%	0.6%	-	-	3.7%	-	6.7%	0.7%
Prefer not to answer	2	1	1	1	-	1	-	-	-	-	-	-	-	1	-	-	2
	0.3%	0.4%	0.3%	1.4%	-	0.7%	-	-	-	-	-	-	-	3.7%	-	-	0.3%

Q8. When you are not sure if something is recyclable, what do you generally do?
 BASE: Total Sample

	GEOGRAPHIC															
	TOTAL	APPLE VALLEY	BURNSVILLE	EAGAN	FARMINGTON	LAKEVILLE	LILYDALE	HASTINGS	INVER GROVE HEIGHTS	MENDOTA MENDOTA	HEIGHTS	ROSEMOUNT	SOUTH ST. PAUL	SUNFISH LAKE	WEST ST. PAUL	RURAL/ UNINCORPORATED
Total	600	74	82	95	32	87	1	32	51	-	28	29	29	2	31	24
	100.0	100.0	100.0	100.0	100.0	100.0	100.0	100.0	100.0	100.0	100.0	100.0	100.0	100.0	100.0	100.0
Recycle when in doubt	158	16	26	23	10	21	-	11	15	-	7	6	7	-	8	7
	26.3%	21.6%	31.7%	24.2%	31.2%	24.1%		34.4%	29.4%		25.0%	20.7%	24.1%		25.8%	29.2%
Trash when in doubt	206	33	21	30	12	35	-	9	15	-	10	7	10	1	8	13
	34.3%	44.6%	25.6%	31.6%	37.5%	40.2%		28.1%	29.4%		35.7%	24.1%	34.5%	50.0%	25.8%	54.2%
Ask someone	22	2	1	2	-	2	1	2	3	-	1	2	3	-	3	-
	3.7%	2.7%	1.2%	2.1%		2.3%	100.0%	6.2%	5.9%		3.6%	6.9%	10.3%		9.7%	
Research what to do	207	23	31	39	10	27	-	10	17	-	10	14	9	1	12	4
	34.5%	31.1%	37.8%	41.1%	31.2%	31.0%		31.2%	33.3%		35.7%	48.3%	31.0%	50.0%	38.7%	16.7%
Unsure	5	-	1	1	-	2	-	-	1	-	-	-	-	-	-	-
	0.8%		1.2%	1.1%		2.3%			2.0%							
Prefer not to answer	2	-	2	-	-	-	-	-	-	-	-	-	-	-	-	-
	0.3%		2.4%													

Q8. When you are not sure if something is recyclable, what do you generally do?
 BASE: Total Sample

	SURVEY TYPE						
	TOTAL	PHONE	LANDLINE	MOBILE	ONLINE	TEXT	EMAIL
Total	600	150	60	90	450	225	225
	100.0	100.0	100.0	100.0	100.0	100	100.0
Recycle when in doubt	158	39	16	23	119	67	52
	26.3%	26.0%	26.7%	25.6%	26.4%	30%	23.1%
Trash when in doubt	206	52	26	26	154	78	76
	34.3%	34.7%	43.3%	28.9%	34.2%	35%	33.8%
Ask someone	22	10	3	7	12	6	6
	3.7%	6.7%	5.0%	7.8%	2.7%	2.7%	2.7%
Research what to do	207	47	14	33	160	70	90
	34.5%	31.3%	23.3%	36.7%	35.6%	31%	40.0%
Unsure	5	2	1	1	3	2	1
	0.8%	1.3%	1.7%	1.1%	0.7%	0.9%	0.4%
Prefer not to answer	2	-	-	-	2	2	-
	0.3%				0.4%	0.9%	

Q8. When you are not sure if something is recyclable, what do you generally do?
 BASE: Total Sample

	GENDER			AGE GROUP					PHONE MODE	ETHNICITY			
	TOTAL	MALE	FEMALE	18-29	30-39	40-54	55-64	65+	WHITE/ CAUCASIAN	BLACK/ AFRICAN AMERICAN	ASIAN	HISPANIC	AMERICAN INDIAN OR ALASKA NATIVE
Total	150	60	90	5	22	50	44	29	117	3	3	15	1
	100.0	100	100.0	100.0	100.0	100.0	100.0	100	100.0	100.0	100.0	100.0	100.0
Recycle when in doubt	39	12	27	1	7	13	12	6	30	-	-	4	-
	26.0%	20%	30.0%	20.0%	31.8%	26.0%	27.3%	21%	25.6%			26.7%	
Trash when in doubt	52	21	31	2	6	15	18	11	43	-	1	4	1
	34.7%	35%	34.4%	40.0%	27.3%	30.0%	40.9%	38%	36.8%		33.3%	26.7%	100.0%
Ask someone	10	4	6	1	-	2	3	4	6	2	-	1	-
	6.7%	6.7%	6.7%	20.0%		4.0%	6.8%	14%	5.1%	66.7%		6.7%	
Research what to do	47	21	26	1	8	20	11	7	37	1	2	5	-
	31.3%	35%	28.9%	20.0%	36.4%	40.0%	25.0%	24%	31.6%	33.3%	66.7%	33.3%	
Unsure	2	2	-	-	1	-	-	1	1	-	-	1	-
	1.3%	3.3%			4.5%			3.4%	0.9%			6.7%	

Q8. When you are not sure if something is recyclable, what do you generally do?
 BASE: Total Sample

	GENDER			AGE GROUP					LANDLINE MODE	ETHNICITY			
	TOTAL	MALE	FEMALE	18-29	30-39	40-54	55-64	65+	WHITE/ CAUCASIAN	BLACK/ AFRICAN AMERICAN	ASIAN	HISPANIC	AMERICAN INDIAN OR ALASKA NATIVE
Total	60	19	41	-	9	9	19	23	50	1	2	2	-
	100.0	100	100.0		100.0	100.0	100.0	100	100.0	100.0	100.0	100.0	
Recycle when in doubt	16	3	13	-	3	2	6	5	12	-	-	1	-
	26.7%	16%	31.7%		33.3%	22.2%	31.6%	22%	24.0%			50.0%	
Trash when in doubt	26	8	18	-	3	3	10	10	24	-	-	1	-
	43.3%	42%	43.9%		33.3%	33.3%	52.6%	43%	48.0%			50.0%	
Ask someone	3	1	2	-	-	-	1	2	2	1	-	-	-
	5.0%	5.3%	4.9%				5.3%	8.7%	4.0%	100.0%			
Research what to do	14	6	8	-	3	4	2	5	11	-	2	-	-
	23.3%	32%	19.5%		33.3%	44.4%	10.5%	22%	22.0%		100%		
Unsure	1	1	-	-	-	-	-	1	1	-	-	-	-
	1.7%	5.3%						4.3%	2.0%				

Q8. When you are not sure if something is recyclable, what do you generally do?
 BASE: Total Sample

	GENDER			AGE GROUP					CELL-PHONE MODE	ETHNICITY			
	TOTAL	MALE	FEMALE	18-29	30-39	40-54	55-64	65+	WHITE/ CAUCASIAN	BLACK/ AFRICAN AMERICAN	ASIAN	HISPANIC	AMERICAN INDIAN OR ALASKA NATIVE
Total	90	41	49	5	13	41	25	6	67	2	1	13	1
	100.0	100	100.0	100.0	100.0	100.0	100.0	100	100.0	100.0	100.0	100.0	100.0
Recycle when in doubt	23	9	14	1	4	11	6	1	18	-	-	3	-
	25.6%	22%	28.6%	20.0%	30.8%	26.8%	24.0%	17%	26.9%			23.1%	
Trash when in doubt	26	13	13	2	3	12	8	1	19	-	1	3	1
	28.9%	32%	26.5%	40.0%	23.1%	29.3%	32.0%	17%	28.4%		100%	23.1%	100.0%
Ask someone	7	3	4	1	-	2	2	2	4	1	-	1	-
	7.8%	7.3%	8.2%	20.0%		4.9%	8.0%	33%	6.0%	50.0%		7.7%	
Research what to do	33	15	18	1	5	16	9	2	26	1	-	5	-
	36.7%	37%	36.7%	20.0%	38.5%	39.0%	36.0%	33%	38.8%	50.0%		38.5%	
Unsure	1	1	-	-	1	-	-	-	-	-	-	1	-
	1.1%	2.4%			7.7%							7.7%	

Q8. When you are not sure if something is recyclable, what do you generally do?
 BASE: Total Sample

	GENDER			AGE GROUP					ONLINE MODE	ETHNICITY			
	TOTAL	MALE	FEMALE	18-29	30-39	40-54	55-64	65+	WHITE/ CAUCASIAN	BLACK/ AFRICAN AMERICAN	ASIAN	HISPANIC	AMERICAN INDIAN OR ALASKA NATIVE
Total	450	218	232	67	120	95	83	85	367	12	13	12	2
	100.0	100	100.0	100.0	100.0	100.0	100.0	100	100.0	100.0	100.0	100.0	100.0
Recycle when in doubt	119	53	66	14	41	28	24	12	100	2	2	4	1
	26.4%	24%	28.4%	20.9%	34.2%	29.5%	28.9%	14%	27.2%	16.7%	15.4%	33.3%	50.0%
Trash when in doubt	154	82	72	26	42	28	27	31	124	3	5	4	1
	34.2%	38%	31.0%	38.8%	35.0%	29.5%	32.5%	36%	33.8%	25.0%	38.5%	33.3%	50.0%
Ask someone	12	8	4	1	4	2	1	4	11	1	-	-	-
	2.7%	3.7%	1.7%	1.5%	3.3%	2.1%	1.2%	4.7%	3.0%	8.3%			
Research what to do	160	72	88	24	32	35	31	38	130	6	6	3	-
	35.6%	33%	37.9%	35.8%	26.7%	36.8%	37.3%	45%	35.4%	50.0%	46.2%	25.0%	
Unsure	3	2	1	1	1	1	-	-	2	-	-	-	-
	0.7%	0.9%	0.4%	1.5%	0.8%	1.1%			0.5%				
Prefer not to answer	2	1	1	1	-	1	-	-	-	-	-	1	-
	0.4%	0.5%	0.4%	1.5%		1.1%						8.3%	

Q8. When you are not sure if something is recyclable, what do you generally do?
 BASE: Total Sample

	GENDER		AGE GROUP					TEXT MODE	ETHNICITY				AMERICAN INDIAN OR ALASKA NATIVE
	TOTAL	MALE	FEMALE	18-29	30-39	40-54	55-64	65+	WHITE/ CAUCASIAN	BLACK/ AFRICAN AMERICAN	ASIAN	HISPANIC	
Total	225	123	102	64	83	52	21	5	180	6	6	6	2
	100.0	100	100.0	100.0	100.0	100.0	100.0	100	100.0	100.0	100.0	100.0	100.0
Recycle when in doubt	67	34	33	14	30	14	8	1	58	1	-	1	1
	29.8%	28%	32.4%	21.9%	36.1%	26.9%	38.1%	20%	32.2%	16.7%		16.7%	50.0%
Trash when in doubt	78	43	35	25	28	14	9	2	62	-	2	2	1
	34.7%	35%	34.3%	39.1%	33.7%	26.9%	42.9%	40%	34.4%		33.3%	33.3%	50.0%
Ask someone	6	5	1	1	2	2	-	1	5	1	-	-	-
	2.7%	4.1%	1.0%	1.6%	2.4%	3.8%		20%	2.8%	16.7%			
Research what to do	70	38	32	22	23	20	4	1	53	4	4	2	-
	31.1%	31%	31.4%	34.4%	27.7%	38.5%	19.0%	20%	29.4%	66.7%	66.7%	33.3%	
Unsure	2	2	-	1	-	1	-	-	2	-	-	-	-
	0.9%	1.6%		1.6%		1.9%			1.1%				
Prefer not to answer	2	1	1	1	-	1	-	-	-	-	-	1	-
	0.9%	0.8%	1.0%	1.6%		1.9%						16.7%	

Q8. When you are not sure if something is recyclable, what do you generally do?
 BASE: Total Sample

	GENDER			AGE GROUP					EMAIL MODE	ETHNICITY				AMERICAN INDIAN OR ALASKA NATIVE
	TOTAL	MALE	FEMALE	18-29	30-39	40-54	55-64	65+	WHITE/ CAUCASIAN	BLACK/ AFRICAN AMERICAN	ASIAN	HISPANIC		
Total	225	95	130	3	37	43	62	80	187	6	7	6	-	
	100.0	100	100.0	100.0	100.0	100.0	100.0	100	100.0	100.0	100.0	100.0		
Recycle when in doubt	52	19	33	-	11	14	16	11	42	1	2	3	-	
	23.1%	20%	25.4%		29.7%	32.6%	25.8%	14%	22.5%	16.7%	28.6%	50.0%		
Trash when in doubt	76	39	37	1	14	14	18	29	62	3	3	2	-	
	33.8%	41%	28.5%	33.3%	37.8%	32.6%	29.0%	36%	33.2%	50.0%	42.9%	33.3%		
Ask someone	6	3	3	-	2	-	1	3	6	-	-	-	-	
	2.7%	3.2%	2.3%		5.4%		1.6%	3.8%	3.2%					
Research what to do	90	34	56	2	9	15	27	37	77	2	2	1	-	
	40.0%	36%	43.1%	66.7%	24.3%	34.9%	43.5%	46%	41.2%	33.3%	28.6%	16.7%		
Unsure	1	-	1	-	1	-	-	-	-	-	-	-	-	
	0.4%		0.8%		2.7%									

Q9. Where do you keep your main recycling collection bin inside your house?
 BASE: Total Sample

	GENDER		AGE GROUP					RENT/OWN		ETHNICITY				LANGUAGE			
	TOTAL	MALE	FEMALE	18-29	30-39	40-54	55-64	65+	OWN	RENT	WHITE/ CAUCASIAN	BLACK/ AFRICAN AMERICAN	ASIAN	HISPANIC	AMERICAN INDIAN OR ALASKA NATIVE	SPANISH	ENGLISH
Total	600	278	322	72	142	145	127	114	477	85	484	15	16	27	3	15	585
	100.0	100	100.0	100.0	100.0	100.0	100.0	100	100	100	100.0	100.0	100.0	100.0	100.0	100.0	100.0
Kitchen	338	142	196	53	100	87	57	41	264	58	288	6	7	11	2	5	333
	56.3%	51%	60.9%	73.6%	70.4%	60.0%	44.9%	36%	55%	68%	59.5%	40.0%	43.8%	40.7%	66.7%	33.3%	56.9%
Garage	210	115	95	15	32	49	57	57	183	16	158	7	9	10	1	7	203
	35.0%	41%	29.5%	20.8%	22.5%	33.8%	44.9%	50%	38%	19%	32.6%	46.7%	56.2%	37.0%	33.3%	46.7%	34.7%
Laundry room	13	4	9	-	5	1	2	5	10	-	11	1	-	1	-	1	12
	2.2%	1.4%	2.8%		3.5%	0.7%	1.6%	4.4%	2.1%		2.3%	6.7%		3.7%		6.7%	2.1%
Basement	3	1	2	-	-	-	1	2	2	1	1	-	-	1	-	-	3
	0.5%	0.4%	0.6%				0.8%	1.8%	0.4%	1.2%	0.2%			3.7%			0.5%
Office	2	1	1	-	-	1	-	1	2	-	2	-	-	-	-	-	2
	0.3%	0.4%	0.3%			0.7%		0.9%	0.4%		0.4%						0.3%
Living room	1	-	1	-	-	1	-	-	-	1	1	-	-	-	-	-	1
	0.2%		0.3%			0.7%				1.2%	0.2%						0.2%
Bedroom	1	1	-	-	-	-	-	1	-	1	1	-	-	-	-	-	1
	0.2%	0.4%						0.9%		1.2%	0.2%						0.2%
Other	22	9	13	3	2	3	9	5	14	5	16	-	-	3	-	2	20
	3.7%	3.2%	4.0%	4.2%	1.4%	2.1%	7.1%	4.4%	2.9%	5.9%	3.3%			11.1%		13.3%	3.4%
Unsure	3	2	1	-	1	2	-	-	2	1	3	-	-	-	-	-	3
	0.5%	0.7%	0.3%		0.7%	1.4%			0.4%	1.2%	0.6%						0.5%
Prefer not to answer	7	3	4	1	2	1	1	2	-	2	3	1	-	1	-	-	7
	1.2%	1.1%	1.2%	1.4%	1.4%	0.7%	0.8%	1.8%		2.4%	0.6%	6.7%		3.7%			1.2%

Q9. Where do you keep your main recycling collection bin inside your house?
 BASE: Total Sample

	GEOGRAPHIC															
	TOTAL	APPLE VALLEY	BURNSVILLE	EAGAN	FARMINGTON	LAKEVILLE	LILYDALE	HASTINGS	INVER GROVE HEIGHTS	MENDOTA MENDOTA	HEIGHTS	ROSEMOUNT	SOUTH ST. PAUL	SUNFISH LAKE	WEST ST. PAUL	RURAL/ UNINCORPORATED
Total	600	74	82	95	32	87	1	32	51	-	28	29	29	2	31	24
	100.0	100.0	100.0	100.0	100.0	100.0	100.0	100.0	100.0	100.0	100.0	100.0	100.0	100.0	100.0	100.0
Kitchen	338	35	47	42	20	56	-	20	28	-	15	17	18	1	25	13
	56.3%	47.3%	57.3%	44.2%	62.5%	64.4%		62.5%	54.9%		53.6%	58.6%	62.1%	50.0%	80.6%	54.2%
Garage	210	35	25	46	11	26	-	9	18	-	8	12	10	-	3	6
	35.0%	47.3%	30.5%	48.4%	34.4%	29.9%		28.1%	35.3%		28.6%	41.4%	34.5%		9.7%	25.0%
Laundry room	13	1	3	2	1	2	-	-	-	-	2	-	-	1	-	1
	2.2%	1.4%	3.7%	2.1%	3.1%	2.3%					7.1%			50.0%		4.2%
Basement	3	-	-	1	-	1	-	-	-	-	-	-	-	-	1	-
	0.5%			1.1%		1.1%									3.2%	
Office	2	-	1	-	-	-	-	-	-	-	1	-	-	-	-	-
	0.3%		1.2%								3.6%					
Living room	1	-	-	1	-	-	-	-	-	-	-	-	-	-	-	-
	0.2%			1.1%												
Bedroom	1	-	-	-	-	-	-	1	-	-	-	-	-	-	-	-
	0.2%							3.1%								
Other	22	2	3	2	-	1	-	2	3	-	2	-	1	-	2	4
	3.7%	2.7%	3.7%	2.1%		1.1%		6.2%	5.9%		7.1%		3.4%		6.5%	16.7%
Unsure	3	1	-	1	-	-	-	-	1	-	-	-	-	-	-	-
	0.5%	1.4%		1.1%					2.0%							
Prefer not to answer	7	-	3	-	-	1	1	-	1	-	-	-	-	-	-	-
	1.2%		3.7%			1.1%	100.0%		2.0%							

Q9. Where do you keep your main recycling collection bin inside your house?
 BASE: Total Sample

	SURVEY TYPE						
	TOTAL	PHONE	LANDLINE	MOBILE	ONLINE	TEXT	EMAIL
Total	600	150	60	90	450	225	225
	100.0	100.0	100.0	100.0	100.0	100	100.0
Kitchen	338	83	32	51	255	145	110
	56.3%	55.3%	53.3%	56.7%	56.7%	64%	48.9%
Garage	210	55	24	31	155	63	92
	35.0%	36.7%	40.0%	34.4%	34.4%	28%	40.9%
Laundry room	13	3	1	2	10	4	6
	2.2%	2.0%	1.7%	2.2%	2.2%	1.8%	2.7%
Basement	3	1	1	-	2	-	2
	0.5%	0.7%	1.7%		0.4%		0.9%
Office	2	-	-	-	2	1	1
	0.3%				0.4%	0.4%	0.4%
Living room	1	-	-	-	1	-	1
	0.2%				0.2%		0.4%
Bedroom	1	-	-	-	1	1	-
	0.2%				0.2%	0.4%	
Other	22	7	2	5	15	6	9
	3.7%	4.7%	3.3%	5.6%	3.3%	2.7%	4.0%
Unsure	3	-	-	-	3	2	1
	0.5%				0.7%	0.9%	0.4%
Prefer not to answer	7	1	-	1	6	3	3
	1.2%	0.7%		1.1%	1.3%	1.3%	1.3%

Q9. Where do you keep your main recycling collection bin inside your house?
 BASE: Total Sample

	GENDER			AGE GROUP					PHONE MODE	ETHNICITY			
	TOTAL	MALE	FEMALE	18-29	30-39	40-54	55-64	65+	WHITE/ CAUCASIAN	BLACK/ AFRICAN AMERICAN	ASIAN	HISPANIC	AMERICAN INDIAN OR ALASKA NATIVE
Total	150	60	90	5	22	50	44	29	117	3	3	15	1
	100.0	100	100.0	100.0	100.0	100.0	100.0	100	100.0	100.0	100.0	100.0	100.0
Kitchen	83	30	53	2	16	32	22	11	73	1	1	4	1
	55.3%	50%	58.9%	40.0%	72.7%	64.0%	50.0%	38%	62.4%	33.3%	33.3%	26.7%	100.0%
Garage	55	26	29	2	6	16	16	15	38	2	2	7	-
	36.7%	43%	32.2%	40.0%	27.3%	32.0%	36.4%	52%	32.5%	66.7%	66.7%	46.7%	-
Laundry room	3	-	3	-	-	1	2	-	2	-	-	1	-
	2.0%		3.3%			2.0%	4.5%		1.7%			6.7%	
Basement	1	1	-	-	-	-	-	1	-	-	-	1	-
	0.7%	1.7%						3.4%				6.7%	
Other	7	2	5	1	-	1	4	1	3	-	-	2	-
	4.7%	3.3%	5.6%	20.0%		2.0%	9.1%	3.4%	2.6%			13.3%	
Prefer not to answer	1	1	-	-	-	-	-	1	1	-	-	-	-
	0.7%	1.7%						3.4%	0.9%				

Q9. Where do you keep your main recycling collection bin inside your house?
 BASE: Total Sample

	GENDER			AGE GROUP					LANDLINE MODE	ETHNICITY			
	TOTAL	MALE	FEMALE	18-29	30-39	40-54	55-64	65+	WHITE/ CAUCASIAN	BLACK/ AFRICAN AMERICAN	ASIAN	HISPANIC	AMERICAN INDIAN OR ALASKA NATIVE
Total	60	19	41	-	9	9	19	23	50	1	2	2	-
	100.0	100	100.0		100.0	100.0	100.0	100	100.0	100.0	100.0	100.0	
Kitchen	32	8	24	-	7	9	8	8	27	1	1	-	-
	53.3%	42%	58.5%		77.8%	100%	42.1%	35%	54.0%	100.0%	50.0%		
Garage	24	9	15	-	2	-	9	13	20	-	1	1	-
	40.0%	47%	36.6%		22.2%		47.4%	57%	40.0%		50.0%	50.0%	
Laundry room	1	-	1	-	-	-	1	-	1	-	-	-	-
	1.7%		2.4%				5.3%		2.0%				
Basement	1	1	-	-	-	-	-	1	-	-	-	1	-
	1.7%	5.3%						4.3%				50.0%	
Other	2	1	1	-	-	-	1	1	2	-	-	-	-
	3.3%	5.3%	2.4%				5.3%	4.3%	4.0%				

Q9. Where do you keep your main recycling collection bin inside your house?
 BASE: Total Sample

	GENDER			AGE GROUP					CELL-PHONE MODE	ETHNICITY			
	TOTAL	MALE	FEMALE	18-29	30-39	40-54	55-64	65+	WHITE/ CAUCASIAN	BLACK/ AFRICAN AMERICAN	ASIAN	HISPANIC	AMERICAN INDIAN OR ALASKA NATIVE
Total	90	41	49	5	13	41	25	6	67	2	1	13	1
	100.0	100	100.0	100.0	100.0	100.0	100.0	100	100.0	100.0	100.0	100.0	100.0
Kitchen	51	22	29	2	9	23	14	3	46	-	-	4	1
	56.7%	54%	59.2%	40.0%	69.2%	56.1%	56.0%	50%	68.7%			30.8%	100.0%
Garage	31	17	14	2	4	16	7	2	18	2	1	6	-
	34.4%	41%	28.6%	40.0%	30.8%	39.0%	28.0%	33%	26.9%	100.0%	100%	46.2%	
Laundry room	2	-	2	-	-	1	1	-	1	-	-	1	-
	2.2%		4.1%			2.4%	4.0%		1.5%			7.7%	
Other	5	1	4	1	-	1	3	-	1	-	-	2	-
	5.6%	2.4%	8.2%	20.0%		2.4%	12.0%		1.5%			15.4%	
Prefer not to answer	1	1	-	-	-	-	-	1	1	-	-	-	-
	1.1%	2.4%						17%	1.5%				

Q9. Where do you keep your main recycling collection bin inside your house?
 BASE: Total Sample

	GENDER		AGE GROUP					ONLINE MODE	ETHNICITY				
	TOTAL	MALE	FEMALE	18-29	30-39	40-54	55-64	65+	WHITE/ CAUCASIAN	BLACK/ AFRICAN AMERICAN	ASIAN	HISPANIC	AMERICAN INDIAN OR ALASKA NATIVE
Total	450	218	232	67	120	95	83	85	367	12	13	12	2
	100.0	100	100.0	100.0	100.0	100.0	100.0	100	100.0	100.0	100.0	100.0	100.0
Kitchen	255	112	143	51	84	55	35	30	215	5	6	7	1
	56.7%	51%	61.6%	76.1%	70.0%	57.9%	42.2%	35%	58.6%	41.7%	46.2%	58.3%	50.0%
Garage	155	89	66	13	26	33	41	42	120	5	7	3	1
	34.4%	41%	28.4%	19.4%	21.7%	34.7%	49.4%	49%	32.7%	41.7%	53.8%	25.0%	50.0%
Laundry room	10	4	6	-	5	-	-	5	9	1	-	-	-
	2.2%	1.8%	2.6%	-	4.2%	-	-	5.9%	2.5%	8.3%	-	-	-
Office	2	1	1	-	-	1	-	1	2	-	-	-	-
	0.4%	0.5%	0.4%	-	-	1.1%	-	1.2%	0.5%	-	-	-	-
Basement	2	-	2	-	-	-	1	1	1	-	-	-	-
	0.4%	-	0.9%	-	-	-	1.2%	1.2%	0.3%	-	-	-	-
Living room	1	-	1	-	-	1	-	-	1	-	-	-	-
	0.2%	-	0.4%	-	-	1.1%	-	-	0.3%	-	-	-	-
Bedroom	1	1	-	-	-	-	-	1	1	-	-	-	-
	0.2%	0.5%	-	-	-	-	-	1.2%	0.3%	-	-	-	-
Other	15	7	8	2	2	2	5	4	13	-	-	1	-
	3.3%	3.2%	3.4%	3.0%	1.7%	2.1%	6.0%	4.7%	3.5%	-	-	8.3%	-
Unsure	3	2	1	-	1	2	-	-	3	-	-	-	-
	0.7%	0.9%	0.4%	-	0.8%	2.1%	-	-	0.8%	-	-	-	-
Prefer not to answer	6	2	4	1	2	1	1	1	2	1	-	1	-
	1.3%	0.9%	1.7%	1.5%	1.7%	1.1%	1.2%	1.2%	0.5%	8.3%	-	8.3%	-

Q9. Where do you keep your main recycling collection bin inside your house?
 BASE: Total Sample

	GENDER		AGE GROUP					TEXT MODE	ETHNICITY				AMERICAN INDIAN OR ALASKA NATIVE
	TOTAL	MALE	FEMALE	18-29	30-39	40-54	55-64	65+	WHITE/ CAUCASIAN	BLACK/ AFRICAN AMERICAN	ASIAN	HISPANIC	
Total	225	123	102	64	83	52	21	5	180	6	6	6	2
	100.0	100	100.0	100.0	100.0	100.0	100.0	100	100.0	100.0	100.0	100.0	100.0
Kitchen	145	76	69	48	54	31	10	2	120	3	5	2	1
	64.4%	62%	67.6%	75.0%	65.1%	59.6%	47.6%	40%	66.7%	50.0%	83.3%	33.3%	50.0%
Garage	63	40	23	13	21	17	10	2	47	3	1	2	1
	28.0%	33%	22.5%	20.3%	25.3%	32.7%	47.6%	40%	26.1%	50.0%	16.7%	33.3%	50.0%
Laundry room	4	1	3	-	4	-	-	-	4	-	-	-	-
	1.8%	0.8%	2.9%		4.8%				2.2%				
Office	1	-	1	-	-	1	-	-	1	-	-	-	-
	0.4%		1.0%			1.9%			0.6%				
Bedroom	1	1	-	-	-	-	-	1	1	-	-	-	-
	0.4%	0.8%						20%	0.6%				
Other	6	2	4	2	2	1	1	-	4	-	-	1	-
	2.7%	1.6%	3.9%	3.1%	2.4%	1.9%	4.8%		2.2%			16.7%	
Unsure	2	2	-	-	1	1	-	-	2	-	-	-	-
	0.9%	1.6%			1.2%	1.9%			1.1%				
Prefer not to answer	3	1	2	1	1	1	-	-	1	-	-	1	-
	1.3%	0.8%	2.0%	1.6%	1.2%	1.9%			0.6%			16.7%	

Q9. Where do you keep your main recycling collection bin inside your house?
 BASE: Total Sample

	GENDER			AGE GROUP					EMAIL MODE		ETHNICITY			
	TOTAL	MALE	FEMALE	18-29	30-39	40-54	55-64	65+	WHITE/ CAUCASIAN	BLACK/ AFRICAN AMERICAN	ASIAN	HISPANIC	AMERICAN INDIAN OR ALASKA NATIVE	
Total	225	95	130	3	37	43	62	80	187	6	7	6	-	
	100.0	100	100.0	100.0	100.0	100.0	100.0	100	100.0	100.0	100.0	100.0	-	
Kitchen	110	36	74	3	30	24	25	28	95	2	1	5	-	
	48.9%	38%	56.9%	100%	81.1%	55.8%	40.3%	35%	50.8%	33.3%	14.3%	83.3%	-	
Garage	92	49	43	-	5	16	31	40	73	2	6	1	-	
	40.9%	52%	33.1%	-	13.5%	37.2%	50.0%	50%	39.0%	33.3%	85.7%	16.7%	-	
Laundry room	6	3	3	-	1	-	-	5	5	1	-	-	-	
	2.7%	3.2%	2.3%	-	2.7%	-	-	6.2%	2.7%	16.7%	-	-	-	
Basement	2	-	2	-	-	-	1	1	1	-	-	-	-	
	0.9%	-	1.5%	-	-	-	1.6%	1.2%	0.5%	-	-	-	-	
Office	1	1	-	-	-	-	-	1	1	-	-	-	-	
	0.4%	1.1%	-	-	-	-	-	1.2%	0.5%	-	-	-	-	
Living room	1	-	1	-	-	1	-	-	1	-	-	-	-	
	0.4%	-	0.8%	-	-	2.3%	-	-	0.5%	-	-	-	-	
Other	9	5	4	-	-	1	4	4	9	-	-	-	-	
	4.0%	5.3%	3.1%	-	-	2.3%	6.5%	5.0%	4.8%	-	-	-	-	
Unsure	1	-	1	-	-	1	-	-	1	-	-	-	-	
	0.4%	-	0.8%	-	-	2.3%	-	-	0.5%	-	-	-	-	
Prefer not to answer	3	1	2	-	1	-	1	1	1	1	-	-	-	
	1.3%	1.1%	1.5%	-	2.7%	-	1.6%	1.2%	0.5%	16.7%	-	-	-	

Q10. We would like to know how you gather recycled items in your home. Here is a list of common rooms. Please indicate in which of the following rooms you keep a separate recycling bin to collect recyclable items.
 BASE: Total Sample

	GENDER			AGE GROUP					RENT/OWN			ETHNICITY				LANGUAGE		
	TOTAL	MALE	FEMALE	18-29	30-39	40-54	55-64	65+	OWN	RENT	WHITE/ CAUCASIAN	BLACK/ AFRICAN AMERICAN	ASIAN	HISPANIC	AMERICAN INDIAN OR ALASKA NATIVE	SPANISH	ENGLISH	
Total	600	278	322	72	142	145	127	114	477	85	484	15	16	27	3	15	585	
	100.0	100	100.0	100.0	100.0	100.0	100.0	100	100	100	100.0	100.0	100.0	100.0	100.0	100.0	100.0	
Kitchen	409	185	224	55	108	103	75	68	334	59	337	10	11	18	3	10	399	
	68.2%	67%	69.6%	76.4%	76.1%	71.0%	59.1%	60%	70%	69%	69.6%	66.7%	68.8%	66.7%	100.0%	66.7%	68.2%	
Garage	235	124	111	25	55	51	51	53	199	23	185	7	8	10	1	6	229	
	39.2%	45%	34.5%	34.7%	38.7%	35.2%	40.2%	46%	42%	27%	38.2%	46.7%	50.0%	37.0%	33.3%	40.0%	39.1%	
Office	53	24	29	6	9	17	9	12	52	-	47	-	1	2	-	1	52	
	8.8%	8.6%	9.0%	8.3%	6.3%	11.7%	7.1%	11%	11%		9.7%		6.2%	7.4%		6.7%	8.9%	
Basement	45	22	23	2	10	13	8	12	41	1	34	2	-	1	-	1	44	
	7.5%	7.9%	7.1%	2.8%	7.0%	9.0%	6.3%	11%	8.6%	1.2%	7.0%	13.3%		3.7%		6.7%	7.5%	
Laundry room	43	19	24	4	14	5	11	9	38	2	37	2	-	3	-	2	41	
	7.2%	6.8%	7.5%	5.6%	9.9%	3.4%	8.7%	7.9%	8.0%	2.4%	7.6%	13.3%		11.1%		13.3%	7.0%	
Bathroom	23	10	13	3	9	5	2	4	18	5	18	1	1	2	-	1	22	
	3.8%	3.6%	4.0%	4.2%	6.3%	3.4%	1.6%	3.5%	3.8%	5.9%	3.7%	6.7%	6.2%	7.4%		6.7%	3.8%	
Living room	18	10	8	1	4	4	3	6	13	4	15	1	-	1	-	1	17	
	3.0%	3.6%	2.5%	1.4%	2.8%	2.8%	2.4%	5.3%	2.7%	4.7%	3.1%	6.7%		3.7%		6.7%	2.9%	
Bedroom	18	9	9	5	6	2	3	2	13	4	15	1	-	1	-	1	17	
	3.0%	3.2%	2.8%	6.9%	4.2%	1.4%	2.4%	1.8%	2.7%	4.7%	3.1%	6.7%		3.7%		6.7%	2.9%	
Other	19	8	11	-	2	2	8	7	12	5	15	-	1	-	-	-	19	
	3.2%	2.9%	3.4%		1.4%	1.4%	6.3%	6.1%	2.5%	5.9%	3.1%		6.2%				3.2%	
Unsure	8	2	6	3	2	2	1	-	4	4	6	-	-	1	-	1	7	
	1.3%	0.7%	1.9%	4.2%	1.4%	1.4%	0.8%		0.8%	4.7%	1.2%			3.7%		6.7%	1.2%	
Prefer not to answer	14	6	8	2	5	4	1	2	5	3	9	-	-	2	-	-	14	
	2.3%	2.2%	2.5%	2.8%	3.5%	2.8%	0.8%	1.8%	1.0%	3.5%	1.9%			7.4%			2.4%	

Q10. We would like to know how you gather recycled items in your home. Here is a list of common rooms. Please indicate in which of the following rooms you keep a separate recycling bin to collect recyclable items.
 BASE: Total Sample

	GEOGRAPHIC															
	TOTAL	APPLE VALLEY	BURNSVILLE	EAGAN	FARMINGTON	LAKEVILLE	LILYDALE	HASTINGS	INVER GROVE HEIGHTS	MENDOTA	MENDOTA HEIGHTS	ROSEMOUNT	SOUTH ST. PAUL	SUNFISH LAKE	WEST ST. PAUL	RURAL/ UNINCORPORATED
Total	600	74	82	95	32	87	1	32	51	-	28	29	29	2	31	24
	100.0	100.0	100.0	100.0	100.0	100.0	100.0	100.0	100.0	100.0	100.0	100.0	100.0	100.0	100.0	100.0
Kitchen	409	49	45	66	23	61	1	20	34	-	21	24	22	1	24	16
	68.2%	66.2%	54.9%	69.5%	71.9%	70.1%	100.0%	62.5%	66.7%		75.0%	82.8%	75.9%	50.0%	77.4%	66.7%
Garage	235	36	25	36	14	35	-	14	28	-	9	10	6	-	10	11
	39.2%	48.6%	30.5%	37.9%	43.8%	40.2%		43.8%	54.9%		32.1%	34.5%	20.7%		32.3%	45.8%
Office	53	7	11	6	-	6	-	4	1	-	5	7	2	-	1	2
	8.8%	9.5%	13.4%	6.3%		6.9%		12.5%	2.0%		17.9%	24.1%	6.9%		3.2%	8.3%
Basement	45	3	6	6	1	10	-	1	4	-	3	5	2	-	1	2
	7.5%	4.1%	7.3%	6.3%	3.1%	11.5%		3.1%	7.8%		10.7%	17.2%	6.9%		3.2%	8.3%
Laundry room	43	5	6	7	4	5	-	2	4	-	4	1	-	-	2	2
	7.2%	6.8%	7.3%	7.4%	12.5%	5.7%		6.2%	7.8%		14.3%	3.4%			6.5%	8.3%
Bathroom	23	4	2	2	-	3	-	2	2	-	1	3	-	-	2	1
	3.8%	5.4%	2.4%	2.1%		3.4%		6.2%	3.9%		3.6%	10.3%			6.5%	4.2%
Living room	18	3	1	3	-	3	-	1	2	-	-	1	-	1	1	1
	3.0%	4.1%	1.2%	3.2%		3.4%		3.1%	3.9%			3.4%		50.0%	3.2%	4.2%
Bedroom	18	2	2	-	-	2	-	2	3	-	3	1	1	-	1	-
	3.0%	2.7%	2.4%			2.3%		6.2%	5.9%		10.7%	3.4%	3.4%		3.2%	
Other	19	-	4	3	-	2	-	1	-	-	2	1	1	-	2	3
	3.2%		4.9%	3.2%		2.3%		3.1%			7.1%	3.4%	3.4%		6.5%	12.5%
Unsure	8	1	2	2	-	1	-	-	2	-	-	-	-	-	-	-
	1.3%	1.4%	2.4%	2.1%		1.1%			3.9%							
Prefer not to answer	14	3	5	2	1	1	-	-	1	-	-	-	-	-	-	-
	2.3%	4.1%	6.1%	2.1%	3.1%	1.1%			2.0%							

Q10. We would like to know how you gather recycled items in your home. Here is a list of common rooms. Please indicate in which of the following rooms you keep a separate recycling bin to collect recyclable items.
 BASE: Total Sample

	SURVEY TYPE						
	TOTAL	PHONE	LANDLINE	MOBILE	ONLINE	TEXT	EMAIL
Total	600	150	60	90	450	225	225
	100.0	100.0	100.0	100.0	100.0	100	100.0
Kitchen	409	99	38	61	310	162	148
	68.2%	66.0%	63.3%	67.8%	68.9%	72%	65.8%
Garage	235	56	24	32	179	87	92
	39.2%	37.3%	40.0%	35.6%	39.8%	39%	40.9%
Office	53	11	5	6	42	21	21
	8.8%	7.3%	8.3%	6.7%	9.3%	9.3%	9.3%
Basement	45	10	6	4	35	17	18
	7.5%	6.7%	10.0%	4.4%	7.8%	7.6%	8.0%
Laundry room	43	12	5	7	31	16	15
	7.2%	8.0%	8.3%	7.8%	6.9%	7.1%	6.7%
Bathroom	23	6	2	4	17	8	9
	3.8%	4.0%	3.3%	4.4%	3.8%	3.6%	4.0%
Living room	18	7	2	5	11	3	8
	3.0%	4.7%	3.3%	5.6%	2.4%	1.3%	3.6%
Bedroom	18	5	3	2	13	10	3
	3.0%	3.3%	5.0%	2.2%	2.9%	4.4%	1.3%
Other	19	5	3	2	14	6	8
	3.2%	3.3%	5.0%	2.2%	3.1%	2.7%	3.6%
Unsure	8	3	1	2	5	5	-
	1.3%	2.0%	1.7%	2.2%	1.1%	2.2%	
Prefer not to answer	14	1	1	-	13	7	6
	2.3%	0.7%	1.7%		2.9%	3.1%	2.7%

Q10. We would like to know how you gather recycled items in your home. Here is a list of common rooms. Please indicate in which of the following rooms you keep a separate recycling bin to collect recyclable items.
 BASE: Total Sample

	GENDER			AGE GROUP					PHONE MODE		ETHNICITY			
	TOTAL	MALE	FEMALE	18-29	30-39	40-54	55-64	65+	WHITE/ CAUCASIAN	BLACK/ AFRICAN AMERICAN	ASIAN	HISPANIC	AMERICAN INDIAN OR ALASKA NATIVE	
Total	150	60	90	5	22	50	44	29	117	3	3	15	1	
	100.0	100	100.0	100.0	100.0	100.0	100.0	100	100.0	100.0	100.0	100.0	100.0	
Kitchen	99	38	61	3	18	38	22	18	79	2	2	9	1	
	66.0%	63%	67.8%	60.0%	81.8%	76.0%	50.0%	62%	67.5%	66.7%	66.7%	60.0%	100.0%	
Garage	56	26	30	1	8	19	16	12	43	1	2	6	-	
	37.3%	43%	33.3%	20.0%	36.4%	38.0%	36.4%	41%	36.8%	33.3%	66.7%	40.0%	-	
Laundry room	12	5	7	-	2	2	6	2	9	1	-	2	-	
	8.0%	8.3%	7.8%	-	9.1%	4.0%	13.6%	6.9%	7.7%	33.3%	-	13.3%	-	
Office	11	6	5	-	2	6	1	2	9	-	-	1	-	
	7.3%	10%	5.6%	-	9.1%	12.0%	2.3%	6.9%	7.7%	-	-	6.7%	-	
Basement	10	2	8	-	3	4	1	2	8	-	-	1	-	
	6.7%	3.3%	8.9%	-	13.6%	8.0%	2.3%	6.9%	6.8%	-	-	6.7%	-	
Living room	7	4	3	-	1	2	3	1	6	-	-	1	-	
	4.7%	6.7%	3.3%	-	4.5%	4.0%	6.8%	3.4%	5.1%	-	-	6.7%	-	
Bathroom	6	4	2	-	1	3	1	1	4	-	1	1	-	
	4.0%	6.7%	2.2%	-	4.5%	6.0%	2.3%	3.4%	3.4%	-	33.3%	6.7%	-	
Bedroom	5	3	2	1	1	1	1	1	3	1	-	1	-	
	3.3%	5.0%	2.2%	20.0%	4.5%	2.0%	2.3%	3.4%	2.6%	33.3%	-	6.7%	-	
Other	5	1	4	-	-	-	3	2	4	-	-	-	-	
	3.3%	1.7%	4.4%	-	-	-	6.8%	6.9%	3.4%	-	-	-	-	
Unsure	3	-	3	-	1	1	1	-	1	-	-	1	-	
	2.0%	-	3.3%	-	4.5%	2.0%	2.3%	-	0.9%	-	-	6.7%	-	
Prefer not to answer	1	1	-	-	-	-	-	1	-	-	-	1	-	
	0.7%	1.7%	-	-	-	-	-	3.4%	-	-	-	6.7%	-	

Q10. We would like to know how you gather recycled items in your home. Here is a list of common rooms. Please indicate in which of the following rooms you keep a separate recycling bin to collect recyclable items.
 BASE: Total Sample

	GENDER			AGE GROUP					LANDLINE MODE	ETHNICITY				AMERICAN INDIAN OR ALASKA NATIVE
	TOTAL	MALE	FEMALE	18-29	30-39	40-54	55-64	65+	WHITE/ CAUCASIAN	BLACK/ AFRICAN AMERICAN	ASIAN	HISPANIC		
Total	60	19	41	-	9	9	19	23	50	1	2	2	-	
	100.0	100	100.0		100.0	100.0	100.0	100	100.0	100.0	100.0	100.0		
Kitchen	38	10	28	-	7	9	9	13	33	1	1	-	-	
	63.3%	53%	68.3%		77.8%	100%	47.4%	57%	66.0%	100.0%	50.0%			
Garage	24	9	15	-	3	3	8	10	20	-	2	1	-	
	40.0%	47%	36.6%		33.3%	33.3%	42.1%	43%	40.0%		100%	50.0%		
Basement	6	1	5	-	2	2	-	2	5	-	-	-	-	
	10.0%	5.3%	12.2%		22.2%	22.2%		8.7%	10.0%					
Office	5	2	3	-	1	1	1	2	4	-	-	-	-	
	8.3%	11%	7.3%		11.1%	11.1%	5.3%	8.7%	8.0%					
Laundry room	5	1	4	-	-	-	3	2	4	1	-	-	-	
	8.3%	5.3%	9.8%				15.8%	8.7%	8.0%	100.0%				
Bedroom	3	1	2	-	-	1	1	1	2	1	-	-	-	
	5.0%	5.3%	4.9%			11.1%	5.3%	4.3%	4.0%	100.0%				
Living room	2	1	1	-	-	1	-	1	2	-	-	-	-	
	3.3%	5.3%	2.4%			11.1%		4.3%	4.0%					
Bathroom	2	1	1	-	-	-	1	1	1	-	1	-	-	
	3.3%	5.3%	2.4%				5.3%	4.3%	2.0%		50.0%			
Other	3	1	2	-	-	-	1	2	3	-	-	-	-	
	5.0%	5.3%	4.9%				5.3%	8.7%	6.0%					
Unsure	1	-	1	-	1	-	-	-	-	-	-	-	-	
	1.7%		2.4%		11.1%									
Prefer not to answer	1	1	-	-	-	-	-	1	-	-	-	1	-	
	1.7%	5.3%						4.3%				50.0%		

Q10. We would like to know how you gather recycled items in your home. Here is a list of common rooms. Please indicate in which of the following rooms you keep a separate recycling bin to collect recyclable items.
 BASE: Total Sample

	GENDER			AGE GROUP					CELL-PHONE MODE					ETHNICITY			
	TOTAL	MALE	FEMALE	18-29	30-39	40-54	55-64	65+	WHITE/ CAUCASIAN	BLACK/ AFRICAN AMERICAN	ASIAN	HISPANIC	AMERICAN INDIAN OR ALASKA NATIVE				
Total	90	41	49	5	13	41	25	6	67	2	1	13	1				
	100.0	100	100.0	100.0	100.0	100.0	100.0	100	100.0	100.0	100.0	100.0	100.0				
Kitchen	61	28	33	3	11	29	13	5	46	1	1	9	1				
	67.8%	68%	67.3%	60.0%	84.6%	70.7%	52.0%	83%	68.7%	50.0%	100%	69.2%	100.0%				
Garage	32	17	15	1	5	16	8	2	23	1	-	5	-				
	35.6%	41%	30.6%	20.0%	38.5%	39.0%	32.0%	33%	34.3%	50.0%	-	38.5%	-				
Laundry room	7	4	3	-	2	2	3	-	5	-	-	2	-				
	7.8%	9.8%	6.1%	-	15.4%	4.9%	12.0%	-	7.5%	-	-	15.4%	-				
Office	6	4	2	-	1	5	-	-	5	-	-	1	-				
	6.7%	9.8%	4.1%	-	7.7%	12.2%	-	-	7.5%	-	-	7.7%	-				
Living room	5	3	2	-	1	1	3	-	4	-	-	1	-				
	5.6%	7.3%	4.1%	-	7.7%	2.4%	12.0%	-	6.0%	-	-	7.7%	-				
Bathroom	4	3	1	-	1	3	-	-	3	-	-	1	-				
	4.4%	7.3%	2.0%	-	7.7%	7.3%	-	-	4.5%	-	-	7.7%	-				
Basement	4	1	3	-	1	2	1	-	3	-	-	1	-				
	4.4%	2.4%	6.1%	-	7.7%	4.9%	4.0%	-	4.5%	-	-	7.7%	-				
Bedroom	2	2	-	1	1	-	-	-	1	-	-	1	-				
	2.2%	4.9%	-	20.0%	7.7%	-	-	-	1.5%	-	-	7.7%	-				
Other	2	-	2	-	-	-	2	-	1	-	-	-	-				
	2.2%	-	4.1%	-	-	-	8.0%	-	1.5%	-	-	-	-				
Unsure	2	-	2	-	-	1	1	-	1	-	-	1	-				
	2.2%	-	4.1%	-	-	2.4%	4.0%	-	1.5%	-	-	7.7%	-				

Q10. We would like to know how you gather recycled items in your home. Here is a list of common rooms. Please indicate in which of the following rooms you keep a separate recycling bin to collect recyclable items.
 BASE: Total Sample

	GENDER		AGE GROUP					ONLINE MODE		ETHNICITY			
	TOTAL	MALE	FEMALE	18-29	30-39	40-54	55-64	65+	WHITE/ CAUCASIAN	BLACK/ AFRICAN AMERICAN	ASIAN	HISPANIC	AMERICAN INDIAN OR ALASKA NATIVE
Total	450	218	232	67	120	95	83	85	367	12	13	12	2
	100.0	100	100.0	100.0	100.0	100.0	100.0	100	100.0	100.0	100.0	100.0	100.0
Kitchen	310	147	163	52	90	65	53	50	258	8	9	9	2
	68.9%	67%	70.3%	77.6%	75.0%	68.4%	63.9%	59%	70.3%	66.7%	69.2%	75.0%	100.0%
Garage	179	98	81	24	47	32	35	41	142	6	6	4	1
	39.8%	45%	34.9%	35.8%	39.2%	33.7%	42.2%	48%	38.7%	50.0%	46.2%	33.3%	50.0%
Office	42	18	24	6	7	11	8	10	38	-	1	1	-
	9.3%	8.3%	10.3%	9.0%	5.8%	11.6%	9.6%	12%	10.4%	-	7.7%	8.3%	-
Basement	35	20	15	2	7	9	7	10	26	2	-	-	-
	7.8%	9.2%	6.5%	3.0%	5.8%	9.5%	8.4%	12%	7.1%	16.7%	-	-	-
Laundry room	31	14	17	4	12	3	5	7	28	1	-	1	-
	6.9%	6.4%	7.3%	6.0%	10.0%	3.2%	6.0%	8.2%	7.6%	8.3%	-	8.3%	-
Bathroom	17	6	11	3	8	2	1	3	14	1	-	1	-
	3.8%	2.8%	4.7%	4.5%	6.7%	2.1%	1.2%	3.5%	3.8%	8.3%	-	8.3%	-
Bedroom	13	6	7	4	5	1	2	1	12	-	-	-	-
	2.9%	2.8%	3.0%	6.0%	4.2%	1.1%	2.4%	1.2%	3.3%	-	-	-	-
Living room	11	6	5	1	3	2	-	5	9	1	-	-	-
	2.4%	2.8%	2.2%	1.5%	2.5%	2.1%	-	5.9%	2.5%	8.3%	-	-	-
Other	14	7	7	-	2	2	5	5	11	-	1	-	-
	3.1%	3.2%	3.0%	-	1.7%	2.1%	6.0%	5.9%	3.0%	-	7.7%	-	-
Unsure	5	2	3	3	1	1	-	-	5	-	-	-	-
	1.1%	0.9%	1.3%	4.5%	0.8%	1.1%	-	-	1.4%	-	-	-	-
Prefer not to answer	13	5	8	2	5	4	1	1	9	-	-	1	-
	2.9%	2.3%	3.4%	3.0%	4.2%	4.2%	1.2%	1.2%	2.5%	-	-	8.3%	-

Q10. We would like to know how you gather recycled items in your home. Here is a list of common rooms. Please indicate in which of the following rooms you keep a separate recycling bin to collect recyclable items.
 BASE: Total Sample

	GENDER			AGE GROUP				TEXT MODE	ETHNICITY				AMERICAN INDIAN OR ALASKA NATIVE
	TOTAL	MALE	FEMALE	18-29	30-39	40-54	55-64	65+	WHITE/ CAUCASIAN	BLACK/ AFRICAN AMERICAN	ASIAN	HISPANIC	
Total	225	123	102	64	83	52	21	5	180	6	6	6	2
	100.0	100	100.0	100.0	100.0	100.0	100.0	100	100.0	100.0	100.0	100.0	100.0
Kitchen	162	89	73	49	62	38	10	3	134	3	6	3	2
	72.0%	72%	71.6%	76.6%	74.7%	73.1%	47.6%	60%	74.4%	50.0%	100%	50.0%	100.0%
Garage	87	54	33	23	36	17	9	2	66	3	2	3	1
	38.7%	44%	32.4%	35.9%	43.4%	32.7%	42.9%	40%	36.7%	50.0%	33.3%	50.0%	50.0%
Office	21	8	13	6	6	5	3	1	18	-	-	1	-
	9.3%	6.5%	12.7%	9.4%	7.2%	9.6%	14.3%	20%	10.0%			16.7%	
Basement	17	10	7	2	6	5	4	-	12	1	-	-	-
	7.6%	8.1%	6.9%	3.1%	7.2%	9.6%	19.0%		6.7%	16.7%			
Laundry room	16	9	7	4	9	2	1	-	15	-	-	-	-
	7.1%	7.3%	6.9%	6.2%	10.8%	3.8%	4.8%		8.3%				
Bedroom	10	5	5	3	4	1	1	1	9	-	-	-	-
	4.4%	4.1%	4.9%	4.7%	4.8%	1.9%	4.8%	20%	5.0%				
Bathroom	8	3	5	3	3	2	-	-	7	-	-	-	-
	3.6%	2.4%	4.9%	4.7%	3.6%	3.8%			3.9%				
Living room	3	1	2	1	1	1	-	-	2	-	-	-	-
	1.3%	0.8%	2.0%	1.6%	1.2%	1.9%			1.1%				
Other	6	3	3	-	2	-	4	-	4	-	-	-	-
	2.7%	2.4%	2.9%		2.4%		19.0%		2.2%				
Unsure	5	2	3	3	1	1	-	-	5	-	-	-	-
	2.2%	1.6%	2.9%	4.7%	1.2%	1.9%			2.8%				
Prefer not to answer	7	3	4	2	2	2	1	-	5	-	-	1	-
	3.1%	2.4%	3.9%	3.1%	2.4%	3.8%	4.8%		2.8%			16.7%	

Q10. We would like to know how you gather recycled items in your home. Here is a list of common rooms. Please indicate in which of the following rooms you keep a separate recycling bin to collect recyclable items.
 BASE: Total Sample

	GENDER			AGE GROUP					EMAIL MODE		ETHNICITY			
	TOTAL	MALE	FEMALE	18-29	30-39	40-54	55-64	65+	WHITE/ CAUCASIAN	BLACK/ AFRICAN AMERICAN	ASIAN	HISPANIC	AMERICAN INDIAN OR ALASKA NATIVE	
Total	225	95	130	3	37	43	62	80	187	6	7	6	-	
	100.0	100	100.0	100.0	100.0	100.0	100.0	100	100.0	100.0	100.0	100.0	-	
Kitchen	148	58	90	3	28	27	43	47	124	5	3	6	-	
	65.8%	61%	69.2%	100%	75.7%	62.8%	69.4%	59%	66.3%	83.3%	42.9%	100.0%	-	
Garage	92	44	48	1	11	15	26	39	76	3	4	1	-	
	40.9%	46%	36.9%	33.3%	29.7%	34.9%	41.9%	49%	40.6%	50.0%	57.1%	16.7%	-	
Office	21	10	11	-	1	6	5	9	20	-	1	-	-	
	9.3%	11%	8.5%	-	2.7%	14.0%	8.1%	11%	10.7%	-	14.3%	-	-	
Basement	18	10	8	-	1	4	3	10	14	1	-	-	-	
	8.0%	11%	6.2%	-	2.7%	9.3%	4.8%	12%	7.5%	16.7%	-	-	-	
Laundry room	15	5	10	-	3	1	4	7	13	1	-	1	-	
	6.7%	5.3%	7.7%	-	8.1%	2.3%	6.5%	8.8%	7.0%	16.7%	-	16.7%	-	
Bathroom	9	3	6	-	5	-	1	3	7	1	-	1	-	
	4.0%	3.2%	4.6%	-	13.5%	-	1.6%	3.8%	3.7%	16.7%	-	16.7%	-	
Living room	8	5	3	-	2	1	-	5	7	1	-	-	-	
	3.6%	5.3%	2.3%	-	5.4%	2.3%	-	6.2%	3.7%	16.7%	-	-	-	
Bedroom	3	1	2	1	1	-	1	-	3	-	-	-	-	
	1.3%	1.1%	1.5%	33.3%	2.7%	-	1.6%	-	1.6%	-	-	-	-	
Other	8	4	4	-	-	2	1	5	7	-	1	-	-	
	3.6%	4.2%	3.1%	-	-	4.7%	1.6%	6.2%	3.7%	-	14.3%	-	-	
Prefer not to answer	6	2	4	-	3	2	-	1	4	-	-	-	-	
	2.7%	2.1%	3.1%	-	8.1%	4.7%	-	1.2%	2.1%	-	-	-	-	

Q11. Now we have a list of recycling programs operated by Dakota County. For each program, please indicate if you have heard of it and if you are satisfied or dissatisfied with the program. If you have no opinion or have never heard of the program, that's OK. The first program is Master Recycler/Composter program. Have you heard of Master Recycler/Composter program? Have you ever used the Master Recycler/Composter program?
 BASE: Total Sample

	GENDER			AGE GROUP					RENT/OWN		ETHNICITY				LANGUAGE		
	TOTAL	MALE	FEMALE	18-29	30-39	40-54	55-64	65+	OWN	RENT	WHITE/ CAUCASIAN	BLACK/ AFRICAN AMERICAN	ASIAN	HISPANIC	AMERICAN INDIAN OR ALASKA NATIVE	SPANISH	ENGLISH
Total	600	278	322	72	142	145	127	114	477	85	484	15	16	27	3	15	585
	100.0	100	100.0	100.0	100.0	100.0	100.0	100	100	100	100.0	100.0	100.0	100.0	100.0	100.0	100.0
AWARE [NET]	70	24	46	9	8	12	19	22	60	8	56	1	1	7	-	5	65
=====	11.7%	8.6%	14.3%	12.5%	5.6%	8.3%	15.0%	19%	13%	9.4%	11.6%	6.7%	6.2%	25.9%		33.3%	11.1%
Have Used Program [NET]	15	6	9	3	2	2	3	5	13	2	11	-	1	2	-	2	13
=====	2.5%	2.2%	2.8%	4.2%	1.4%	1.4%	2.4%	4.4%	2.7%	2.4%	2.3%		6.2%	7.4%		13.3%	2.2%
Satisfied [NET]	15	6	9	3	2	2	3	5	13	2	11	-	1	2	-	2	13
=====	2.5%	2.2%	2.8%	4.2%	1.4%	1.4%	2.4%	4.4%	2.7%	2.4%	2.3%		6.2%	7.4%		13.3%	2.2%
Very satisfied	13	5	8	2	2	2	2	5	12	1	10	-	1	1	-	1	12
	2.2%	1.8%	2.5%	2.8%	1.4%	1.4%	1.6%	4.4%	2.5%	1.2%	2.1%		6.2%	3.7%		6.7%	2.1%
Somewhat satisfied	2	1	1	1	-	-	1	-	1	1	1	-	-	1	-	1	1
	0.3%	0.4%	0.3%	1.4%			0.8%		0.2%	1.2%	0.2%			3.7%		6.7%	0.2%
Have Not Used Program [NET]	55	18	37	6	6	10	16	17	47	6	45	1	-	5	-	3	52
=====	9.2%	6.5%	11.5%	8.3%	4.2%	6.9%	12.6%	15%	9.9%	7.1%	9.3%	6.7%		18.5%		20.0%	8.9%
Have Not Used Program	55	18	37	6	6	10	16	17	47	6	45	1	-	5	-	3	52
	9.2%	6.5%	11.5%	8.3%	4.2%	6.9%	12.6%	15%	9.9%	7.1%	9.3%	6.7%		18.5%		20.0%	8.9%
UNAWARE [NET]	484	230	254	58	124	126	95	81	382	70	394	12	12	19	3	10	474
=====	80.7%	83%	78.9%	80.6%	87.3%	86.9%	74.8%	71%	80%	82%	81.4%	80.0%	75.0%	70.4%	100.0%	66.7%	81.0%
Never Heard Of	484	230	254	58	124	126	95	81	382	70	394	12	12	19	3	10	474
	80.7%	83%	78.9%	80.6%	87.3%	86.9%	74.8%	71%	80%	82%	81.4%	80.0%	75.0%	70.4%	100.0%	66.7%	81.0%
Unsure	44	23	21	4	10	6	13	11	35	7	34	2	3	-	-	-	44
	7.3%	8.3%	6.5%	5.6%	7.0%	4.1%	10.2%	9.6%	7.3%	8.2%	7.0%	13.3%	18.8%				7.5%
Prefer not to answer	2	1	1	1	-	1	-	-	-	-	-	-	-	1	-	-	2
	0.3%	0.4%	0.3%	1.4%		0.7%								3.7%			0.3%



Q11. Now we have a list of recycling programs operated by Dakota County. For each program, please indicate if you have heard of it and if you are satisfied or dissatisfied with the program. If you have no opinion or have never heard of the program, that's OK. The first program is Master Recycler/Composter program. Have you heard of Master Recycler/Composter program? Have you ever used the Master Recycler/Composter program?

BASE: Total Sample

	GEOGRAPHIC															
	TOTAL	APPLE VALLEY	BURNSVILLE	EAGAN	FARMINGTON	LAKEVILLE	LILYDALE	HASTINGS	INVER GROVE HEIGHTS	MENDOTA	MENDOTA HEIGHTS	ROSEMOUNT	SOUTH ST. PAUL	SUNFISH LAKE	WEST ST. PAUL	RURAL/ UNINCORPORATED
Total	600 100.0	74 100.0	82 100.0	95 100.0	32 100.0	87 100.0	1 100.0	32 100.0	51 100.0	-	28 100.0	29 100.0	29 100.0	2 100.0	31 100.0	24 100.0
AWARE [NET] =====	70 11.7%	11 14.9%	10 12.2%	5 5.3%	7 21.9%	9 10.3%	1 100.0%	4 12.5%	4 7.8%	-	6 21.4%	3 10.3%	6 20.7%	-	2 6.5%	2 8.3%
Have Used Program [NET] =====	15 2.5%	1 1.4%	3 3.7%	1 1.1%	2 6.2%	2 2.3%	1 100.0%	1 3.1%	-	-	-	1 3.4%	2 6.9%	-	1 3.2%	-
Satisfied [NET] =====	15 2.5%	1 1.4%	3 3.7%	1 1.1%	2 6.2%	2 2.3%	1 100.0%	1 3.1%	-	-	-	1 3.4%	2 6.9%	-	1 3.2%	-
Very satisfied	13 2.2%	1 1.4%	2 2.4%	1 1.1%	2 6.2%	2 2.3%	1 100.0%	1 3.1%	-	-	-	1 3.4%	1 3.4%	-	1 3.2%	-
Somewhat satisfied	2 0.3%	-	1 1.2%	-	-	-	-	-	-	-	-	-	1 3.4%	-	-	-
Have Not Used Program [NET] =====	55 9.2%	10 13.5%	7 8.5%	4 4.2%	5 15.6%	7 8.0%	-	3 9.4%	4 7.8%	-	6 21.4%	2 6.9%	4 13.8%	-	1 3.2%	2 8.3%
Have Not Used Program	55 9.2%	10 13.5%	7 8.5%	4 4.2%	5 15.6%	7 8.0%	-	3 9.4%	4 7.8%	-	6 21.4%	2 6.9%	4 13.8%	-	1 3.2%	2 8.3%
UNAWARE [NET] =====	484 80.7%	61 82.4%	62 75.6%	83 87.4%	22 68.8%	72 82.8%	-	25 78.1%	42 82.4%	-	20 71.4%	23 79.3%	20 69.0%	2 100.0%	28 90.3%	21 87.5%
Never Heard Of	484 80.7%	61 82.4%	62 75.6%	83 87.4%	22 68.8%	72 82.8%	-	25 78.1%	42 82.4%	-	20 71.4%	23 79.3%	20 69.0%	2 100.0%	28 90.3%	21 87.5%
Unsure	44 7.3%	2 2.7%	8 9.8%	7 7.4%	3 9.4%	6 6.9%	-	3 9.4%	5 9.8%	-	2 7.1%	3 10.3%	3 10.3%	-	1 3.2%	1 4.2%
Prefer not to answer	2 0.3%	-	2 2.4%	-	-	-	-	-	-	-	-	-	-	-	-	-



Q11. Now we have a list of recycling programs operated by Dakota County. For each program, please indicate if you have heard of it and if you are satisfied or dissatisfied with the program. If you have no opinion or have never heard of the program, that's OK. The first program is Master Recycler/Composter program. Have you heard of Master Recycler/Composter program? Have you ever used the Master Recycler/Composter program?
 BASE: Total Sample

	SURVEY TYPE						
	TOTAL	PHONE	LANDLINE	MOBILE	ONLINE	TEXT	EMAIL
Total	600	150	60	90	450	225	225
	100.0	100.0	100.0	100.0	100.0	100	100.0
AWARE [NET]	70	25	11	14	45	17	28
=====	11.7%	16.7%	18.3%	15.6%	10.0%	7.6%	12.4%
Have Used Program [NET]	15	8	3	5	7	2	5
=====	2.5%	5.3%	5.0%	5.6%	1.6%	0.9%	2.2%
Satisfied [NET]	15	8	3	5	7	2	5
=====	2.5%	5.3%	5.0%	5.6%	1.6%	0.9%	2.2%
Very satisfied	13	7	3	4	6	2	4
	2.2%	4.7%	5.0%	4.4%	1.3%	0.9%	1.8%
Somewhat satisfied	2	1	-	1	1	-	1
	0.3%	0.7%		1.1%	0.2%		0.4%
Have Not Used Program [NET]	55	17	8	9	38	15	23
=====	9.2%	11.3%	13.3%	10.0%	8.4%	6.7%	10.2%
Have Not Used Program	55	17	8	9	38	15	23
	9.2%	11.3%	13.3%	10.0%	8.4%	6.7%	10.2%
UNAWARE [NET]	484	116	46	70	368	189	179
=====	80.7%	77.3%	76.7%	77.8%	81.8%	84%	79.6%
Never Heard Of	484	116	46	70	368	189	179
	80.7%	77.3%	76.7%	77.8%	81.8%	84%	79.6%
Unsure	44	9	3	6	35	17	18
	7.3%	6.0%	5.0%	6.7%	7.8%	7.6%	8.0%
Prefer not to answer	2	-	-	-	2	2	-
	0.3%				0.4%	0.9%	

Q11. Now we have a list of recycling programs operated by Dakota County. For each program, please indicate if you have heard of it and if you are satisfied or dissatisfied with the program. If you have no opinion or have never heard of the program, that's OK. The first program is Master Recycler/Composter program. Have you heard of Master Recycler/Composter program? Have you ever used the Master Recycler/Composter program?
 BASE: Total Sample

	GENDER			AGE GROUP					PHONE MODE				ETHNICITY			
	TOTAL	MALE	FEMALE	18-29	30-39	40-54	55-64	65+	WHITE/ CAUCASIAN	BLACK/ AFRICAN AMERICAN	ASIAN	HISPANIC	AMERICAN INDIAN OR ALASKA NATIVE			
Total	150	60	90	5	22	50	44	29	117	3	3	15	1			
	100.0	100	100.0	100.0	100.0	100.0	100.0	100	100.0	100.0	100.0	100.0	100.0			
AWARE [NET]	25	9	16	3	2	9	7	4	18	1	-	5	-			
=====	16.7%	15%	17.8%	60.0%	9.1%	18.0%	15.9%	14%	15.4%	33.3%		33.3%				
Have Used Program [NET]	8	4	4	2	1	1	2	2	5	-	-	2	-			
=====	5.3%	6.7%	4.4%	40.0%	4.5%	2.0%	4.5%	6.9%	4.3%			13.3%				
Satisfied [NET]	8	4	4	2	1	1	2	2	5	-	-	2	-			
=====	5.3%	6.7%	4.4%	40.0%	4.5%	2.0%	4.5%	6.9%	4.3%			13.3%				
Very satisfied	7	4	3	1	1	1	2	2	5	-	-	1	-			
	4.7%	6.7%	3.3%	20.0%	4.5%	2.0%	4.5%	6.9%	4.3%			6.7%				
Somewhat satisfied	1	-	1	1	-	-	-	-	-	-	-	1	-			
	0.7%		1.1%	20.0%								6.7%				
Have Not Used Program [NET]	17	5	12	1	1	8	5	2	13	1	-	3	-			
=====	11.3%	8.3%	13.3%	20.0%	4.5%	16.0%	11.4%	6.9%	11.1%	33.3%		20.0%				
Have Not Used Program	17	5	12	1	1	8	5	2	13	1	-	3	-			
	11.3%	8.3%	13.3%	20.0%	4.5%	16.0%	11.4%	6.9%	11.1%	33.3%		20.0%				
UNAWARE [NET]	116	44	72	2	20	39	33	22	92	2	3	10	1			
=====	77.3%	73%	80.0%	40.0%	90.9%	78.0%	75.0%	76%	78.6%	66.7%	100%	66.7%	100.0%			
Never Heard Of	116	44	72	2	20	39	33	22	92	2	3	10	1			
	77.3%	73%	80.0%	40.0%	90.9%	78.0%	75.0%	76%	78.6%	66.7%	100%	66.7%	100.0%			
Unsure	9	7	2	-	-	2	4	3	7	-	-	-	-			
	6.0%	12%	2.2%			4.0%	9.1%	10%	6.0%							

Q11. Now we have a list of recycling programs operated by Dakota County. For each program, please indicate if you have heard of it and if you are satisfied or dissatisfied with the program. If you have no opinion or have never heard of the program, that's OK. The first program is Master Recycler/Composter program. Have you heard of Master Recycler/Composter program? Have you ever used the Master Recycler/Composter program?
 BASE: Total Sample

	GENDER			AGE GROUP					ETHNICITY				AMERICAN INDIAN OR ALASKA NATIVE
	TOTAL	MALE	FEMALE	18-29	30-39	40-54	55-64	65+	WHITE/ CAUCASIAN	BLACK/ AFRICAN AMERICAN	ASIAN	HISPANIC	
Total	60 100.0	19 100	41 100.0	-	9 100.0	9 100.0	19 100.0	23 100	50 100.0	1 100.0	2 100.0	2 100.0	-
AWARE [NET] =====	11 18.3%	3 16%	8 19.5%	-	2 22.2%	2 22.2%	4 21.1%	3 13%	8 16.0%	1 100.0%	-	1 50.0%	-
Have Used Program [NET] =====	3 5.0%	1 5.3%	2 4.9%	-	1 11.1%	-	1 5.3%	1 4.3%	2 4.0%	-	-	-	-
Satisfied [NET] =====	3 5.0%	1 5.3%	2 4.9%	-	1 11.1%	-	1 5.3%	1 4.3%	2 4.0%	-	-	-	-
Very satisfied	3 5.0%	1 5.3%	2 4.9%	-	1 11.1%	-	1 5.3%	1 4.3%	2 4.0%	-	-	-	-
Have Not Used Program [NET] =====	8 13.3%	2 11%	6 14.6%	-	1 11.1%	2 22.2%	3 15.8%	2 8.7%	6 12.0%	1 100.0%	-	1 50.0%	-
Have Not Used Program	8 13.3%	2 11%	6 14.6%	-	1 11.1%	2 22.2%	3 15.8%	2 8.7%	6 12.0%	1 100.0%	-	1 50.0%	-
UNAWARE [NET] =====	46 76.7%	13 68%	33 80.5%	-	7 77.8%	7 77.8%	14 73.7%	18 78%	41 82.0%	-	2 100%	1 50.0%	-
Never Heard Of	46 76.7%	13 68%	33 80.5%	-	7 77.8%	7 77.8%	14 73.7%	18 78%	41 82.0%	-	2 100%	1 50.0%	-
Unsure	3 5.0%	3 16%	-	-	-	-	1 5.3%	2 8.7%	1 2.0%	-	-	-	-

Q11. Now we have a list of recycling programs operated by Dakota County. For each program, please indicate if you have heard of it and if you are satisfied or dissatisfied with the program. If you have no opinion or have never heard of the program, that's OK. The first program is Master Recycler/Composter program. Have you heard of Master Recycler/Composter program? Have you ever used the Master Recycler/Composter program?
 BASE: Total Sample

	GENDER			AGE GROUP					ETHNICITY				AMERICAN INDIAN OR ALASKA NATIVE
	TOTAL	MALE	FEMALE	18-29	30-39	40-54	55-64	65+	WHITE/ CAUCASIAN	BLACK/ AFRICAN AMERICAN	ASIAN	HISPANIC	
Total	90	41	49	5	13	41	25	6	67	2	1	13	1
	100.0	100	100.0	100.0	100.0	100.0	100.0	100	100.0	100.0	100.0	100.0	100.0
AWARE [NET]	14	6	8	3	-	7	3	1	10	-	-	4	-
=====	15.6%	15%	16.3%	60.0%		17.1%	12.0%	17%	14.9%			30.8%	
Have Used Program [NET]	5	3	2	2	-	1	1	1	3	-	-	2	-
=====	5.6%	7.3%	4.1%	40.0%		2.4%	4.0%	17%	4.5%			15.4%	
Satisfied [NET]	5	3	2	2	-	1	1	1	3	-	-	2	-
=====	5.6%	7.3%	4.1%	40.0%		2.4%	4.0%	17%	4.5%			15.4%	
Very satisfied	4	3	1	1	-	1	1	1	3	-	-	1	-
	4.4%	7.3%	2.0%	20.0%		2.4%	4.0%	17%	4.5%			7.7%	
Somewhat satisfied	1	-	1	1	-	-	-	-	-	-	-	1	-
	1.1%		2.0%	20.0%								7.7%	
Have Not Used Program [NET]	9	3	6	1	-	6	2	-	7	-	-	2	-
=====	10.0%	7.3%	12.2%	20.0%		14.6%	8.0%		10.4%			15.4%	
Have Not Used Program	9	3	6	1	-	6	2	-	7	-	-	2	-
	10.0%	7.3%	12.2%	20.0%		14.6%	8.0%		10.4%			15.4%	
UNAWARE [NET]	70	31	39	2	13	32	19	4	51	2	1	9	1
=====	77.8%	76%	79.6%	40.0%	100%	78.0%	76.0%	67%	76.1%	100.0%	100%	69.2%	100.0%
Never Heard Of	70	31	39	2	13	32	19	4	51	2	1	9	1
	77.8%	76%	79.6%	40.0%	100%	78.0%	76.0%	67%	76.1%	100.0%	100%	69.2%	100.0%
Unsure	6	4	2	-	-	2	3	1	6	-	-	-	-
	6.7%	9.8%	4.1%			4.9%	12.0%	17%	9.0%				

Q11. Now we have a list of recycling programs operated by Dakota County. For each program, please indicate if you have heard of it and if you are satisfied or dissatisfied with the program. If you have no opinion or have never heard of the program, that's OK. The first program is Master Recycler/Composter program. Have you heard of Master Recycler/Composter program? Have you ever used the Master Recycler/Composter program?
 BASE: Total Sample

	GENDER			AGE GROUP					ONLINE MODE	ETHNICITY				AMERICAN INDIAN OR ALASKA NATIVE
	TOTAL	MALE	FEMALE	18-29	30-39	40-54	55-64	65+	WHITE/ CAUCASIAN	BLACK/ AFRICAN AMERICAN	ASIAN	HISPANIC		
Total	450	218	232	67	120	95	83	85	367	12	13	12	2	
	100.0	100	100.0	100.0	100.0	100.0	100.0	100	100.0	100.0	100.0	100.0	100.0	
AWARE [NET]	45	15	30	6	6	3	12	18	38	-	1	2	-	
=====	10.0%	6.9%	12.9%	9.0%	5.0%	3.2%	14.5%	21%	10.4%		7.7%	16.7%		
Have Used Program [NET]	7	2	5	1	1	1	1	3	6	-	1	-	-	
=====	1.6%	0.9%	2.2%	1.5%	0.8%	1.1%	1.2%	3.5%	1.6%		7.7%			
Satisfied [NET]	7	2	5	1	1	1	1	3	6	-	1	-	-	
=====	1.6%	0.9%	2.2%	1.5%	0.8%	1.1%	1.2%	3.5%	1.6%		7.7%			
Very satisfied	6	1	5	1	1	1	-	3	5	-	1	-	-	
	1.3%	0.5%	2.2%	1.5%	0.8%	1.1%		3.5%	1.4%		7.7%			
Somewhat satisfied	1	1	-	-	-	-	1	-	1	-	-	-	-	
	0.2%	0.5%					1.2%		0.3%					
Have Not Used Program [NET]	38	13	25	5	5	2	11	15	32	-	-	2	-	
=====	8.4%	6.0%	10.8%	7.5%	4.2%	2.1%	13.3%	18%	8.7%			16.7%		
Have Not Used Program	38	13	25	5	5	2	11	15	32	-	-	2	-	
	8.4%	6.0%	10.8%	7.5%	4.2%	2.1%	13.3%	18%	8.7%			16.7%		
UNAWARE [NET]	368	186	182	56	104	87	62	59	302	10	9	9	2	
=====	81.8%	85%	78.4%	83.6%	86.7%	91.6%	74.7%	69%	82.3%	83.3%	69.2%	75.0%	100.0%	
Never Heard Of	368	186	182	56	104	87	62	59	302	10	9	9	2	
	81.8%	85%	78.4%	83.6%	86.7%	91.6%	74.7%	69%	82.3%	83.3%	69.2%	75.0%	100.0%	
Unsure	35	16	19	4	10	4	9	8	27	2	3	-	-	
	7.8%	7.3%	8.2%	6.0%	8.3%	4.2%	10.8%	9.4%	7.4%	16.7%	23.1%			
Prefer not to answer	2	1	1	1	-	1	-	-	-	-	-	1	-	
	0.4%	0.5%	0.4%	1.5%		1.1%						8.3%		

Q11. Now we have a list of recycling programs operated by Dakota County. For each program, please indicate if you have heard of it and if you are satisfied or dissatisfied with the program. If you have no opinion or have never heard of the program, that's OK. The first program is Master Recycler/Composter program. Have you heard of Master Recycler/Composter program? Have you ever used the Master Recycler/Composter program?
 BASE: Total Sample

	GENDER			AGE GROUP					ETHNICITY				AMERICAN INDIAN OR ALASKA NATIVE
	TOTAL	MALE	FEMALE	18-29	30-39	40-54	55-64	65+	WHITE/ CAUCASIAN	BLACK/ AFRICAN AMERICAN	ASIAN	HISPANIC	
Total	225	123	102	64	83	52	21	5	180	6	6	6	2
	100.0	100	100.0	100.0	100.0	100.0	100.0	100	100.0	100.0	100.0	100.0	100.0
AWARE [NET]	17	4	13	5	5	2	3	2	14	-	1	-	-
=====	7.6%	3.3%	12.7%	7.8%	6.0%	3.8%	14.3%	40%	7.8%		16.7%		
Have Used Program [NET]	2	-	2	1	1	-	-	-	1	-	1	-	-
=====	0.9%		2.0%	1.6%	1.2%				0.6%		16.7%		
Satisfied [NET]	2	-	2	1	1	-	-	-	1	-	1	-	-
=====	0.9%		2.0%	1.6%	1.2%				0.6%		16.7%		
Very satisfied	2	-	2	1	1	-	-	-	1	-	1	-	-
=====	0.9%		2.0%	1.6%	1.2%				0.6%		16.7%		
Have Not Used Program [NET]	15	4	11	4	4	2	3	2	13	-	-	-	-
=====	6.7%	3.3%	10.8%	6.2%	4.8%	3.8%	14.3%	40%	7.2%				
Have Not Used Program	15	4	11	4	4	2	3	2	13	-	-	-	-
=====	6.7%	3.3%	10.8%	6.2%	4.8%	3.8%	14.3%	40%	7.2%				
UNAWARE [NET]	189	110	79	54	70	47	15	3	153	5	4	5	2
=====	84.0%	89%	77.5%	84.4%	84.3%	90.4%	71.4%	60%	85.0%	83.3%	66.7%	83.3%	100.0%
Never Heard Of	189	110	79	54	70	47	15	3	153	5	4	5	2
=====	84.0%	89%	77.5%	84.4%	84.3%	90.4%	71.4%	60%	85.0%	83.3%	66.7%	83.3%	100.0%
Unsure	17	8	9	4	8	2	3	-	13	1	1	-	-
=====	7.6%	6.5%	8.8%	6.2%	9.6%	3.8%	14.3%		7.2%	16.7%	16.7%		
Prefer not to answer	2	1	1	1	-	1	-	-	-	-	-	1	-
=====	0.9%	0.8%	1.0%	1.6%		1.9%						16.7%	

Q11. Now we have a list of recycling programs operated by Dakota County. For each program, please indicate if you have heard of it and if you are satisfied or dissatisfied with the program. If you have no opinion or have never heard of the program, that's OK. The first program is Master Recycler/Composter program. Have you heard of Master Recycler/Composter program? Have you ever used the Master Recycler/Composter program?
 BASE: Total Sample

	GENDER			AGE GROUP					EMAIL MODE	ETHNICITY				AMERICAN INDIAN OR ALASKA NATIVE
	TOTAL	MALE	FEMALE	18-29	30-39	40-54	55-64	65+	WHITE/ CAUCASIAN	BLACK/ AFRICAN AMERICAN	ASIAN	HISPANIC		
Total	225	95	130	3	37	43	62	80	187	6	7	6	-	
	100.0	100	100.0	100.0	100.0	100.0	100.0	100	100.0	100.0	100.0	100.0		
AWARE [NET]	28	11	17	1	1	1	9	16	24	-	-	2	-	
=====	12.4%	12%	13.1%	33.3%	2.7%	2.3%	14.5%	20%	12.8%			33.3%		
Have Used Program [NET]	5	2	3	-	-	1	1	3	5	-	-	-	-	
=====	2.2%	2.1%	2.3%			2.3%	1.6%	3.8%	2.7%					
Satisfied [NET]	5	2	3	-	-	1	1	3	5	-	-	-	-	
=====	2.2%	2.1%	2.3%			2.3%	1.6%	3.8%	2.7%					
Very satisfied	4	1	3	-	-	1	-	3	4	-	-	-	-	
	1.8%	1.1%	2.3%			2.3%		3.8%	2.1%					
Somewhat satisfied	1	1	-	-	-	-	1	-	1	-	-	-	-	
	0.4%	1.1%					1.6%		0.5%					
Have Not Used Program [NET]	23	9	14	1	1	-	8	13	19	-	-	2	-	
=====	10.2%	9.5%	10.8%	33.3%	2.7%		12.9%	16%	10.2%			33.3%		
Have Not Used Program	23	9	14	1	1	-	8	13	19	-	-	2	-	
	10.2%	9.5%	10.8%	33.3%	2.7%		12.9%	16%	10.2%			33.3%		
UNAWARE [NET]	179	76	103	2	34	40	47	56	149	5	5	4	-	
=====	79.6%	80%	79.2%	66.7%	91.9%	93.0%	75.8%	70%	79.7%	83.3%	71.4%	66.7%		
Never Heard Of	179	76	103	2	34	40	47	56	149	5	5	4	-	
	79.6%	80%	79.2%	66.7%	91.9%	93.0%	75.8%	70%	79.7%	83.3%	71.4%	66.7%		
Unsure	18	8	10	-	2	2	6	8	14	1	2	-	-	
	8.0%	8.4%	7.7%		5.4%	4.7%	9.7%	10%	7.5%	16.7%	28.6%			



Q11A. Now we have a list of recycling programs operated by Dakota County. For each program, please indicate if you have heard of it and if you are satisfied or dissatisfied with the program. If you have no opinion or have never heard of the program, that's OK. The first program is Master Recycler/Composter program. Have you heard of Master Recycler/Composter program? Have you ever used the Master Recycler/Composter program?
 BASE: Total Sample

	GENDER			AGE GROUP					RENT/OWN		ETHNICITY				LANGUAGE		
	TOTAL	MALE	FEMALE	18-29	30-39	40-54	55-64	65+	OWN	RENT	WHITE/ CAUCASIAN	BLACK/ AFRICAN AMERICAN	ASIAN	HISPANIC	AMERICAN INDIAN OR ALASKA NATIVE	SPANISH	ENGLISH
Total	554	254	300	67	132	138	114	103	442	78	450	13	13	26	3	15	539
	100.0	100	100.0	100.0	100.0	100.0	100.0	100	100	100	100.0	100.0	100.0	100.0	100.0	100.0	100.0
AWARE [NET]	70	24	46	9	8	12	19	22	60	8	56	1	1	7	-	5	65
=====	12.6%	9.4%	15.3%	13.4%	6.1%	8.7%	16.7%	21%	14%	10%	12.4%	7.7%	7.7%	26.9%		33.3%	12.1%
Have Used Program [NET]	15	6	9	3	2	2	3	5	13	2	11	-	1	2	-	2	13
=====	21.4%	25%	19.6%	33.3%	25.0%	16.7%	15.8%	23%	22%	25%	19.6%		100%	28.6%		40.0%	20.0%
Satisfied [NET]	15	6	9	3	2	2	3	5	13	2	11	-	1	2	-	2	13
=====	100%	100%	100.0%	100%	100%	100%	100%	100%	100%	100%	100.0%		100%	100.0%		100.0%	100.0%
Very satisfied	13	5	8	2	2	2	2	5	12	1	10	-	1	1	-	1	12
	86.7%	83%	88.9%	66.7%	100%	100%	66.7%	100%	92%	50%	90.9%		100%	50.0%		50.0%	92.3%
Somewhat satisfied	2	1	1	1	-	-	1	-	1	1	1	-	-	1	-	1	1
	13.3%	17%	11.1%	33.3%			33.3%		7.7%	50%	9.1%			50.0%		50.0%	7.7%
Have Not Used Program [NET]	55	18	37	6	6	10	16	17	47	6	45	1	-	5	-	3	52
=====	78.6%	75%	80.4%	66.7%	75.0%	83.3%	84.2%	77%	78%	75%	80.4%	100.0%		71.4%		60.0%	80.0%
Have Not Used Program	55	18	37	6	6	10	16	17	47	6	45	1	-	5	-	3	52
	100%	100%	100.0%	100%	100%	100%	100%	100%	100%	100%	100.0%	100.0%		100.0%		100.0%	100.0%
UNAWARE [NET]	484	230	254	58	124	126	95	81	382	70	394	12	12	19	3	10	474
=====	87.4%	91%	84.7%	86.6%	93.9%	91.3%	83.3%	79%	86%	90%	87.6%	92.3%	92.3%	73.1%	100.0%	66.7%	87.9%
Never Heard Of	484	230	254	58	124	126	95	81	382	70	394	12	12	19	3	10	474
	100%	100%	100.0%	100%	100%	100%	100%	100%	100%	100%	100.0%	100.0%	100%	100.0%	100.0%	100.0%	100.0%



Q11A. Now we have a list of recycling programs operated by Dakota County. For each program, please indicate if you have heard of it and if you are satisfied or dissatisfied with the program. If you have no opinion or have never heard of the program, that's OK. The first program is Master Recycler/Composter program. Have you heard of Master Recycler/Composter program? Have you ever used the Master Recycler/Composter program?
 BASE: Total Sample

	GEOGRAPHIC															
	TOTAL	APPLE VALLEY	BURNSVILLE	EAGAN	FARMINGTON	LAKEVILLE	LILYDALE	HASTINGS	INVER GROVE HEIGHTS	MENDOTA	MENDOTA HEIGHTS	ROSEMOUNT	SOUTH ST. PAUL	SUNFISH LAKE	WEST ST. PAUL	RURAL/ UNINCORPORATED
Total	554	72	72	88	29	81	1	29	46	-	26	26	26	2	30	23
	100.0	100.0	100.0	100.0	100.0	100.0	100.0	100.0	100.0	100.0	100.0	100.0	100.0	100.0	100.0	100.0
AWARE [NET]	70	11	10	5	7	9	1	4	4	-	6	3	6	-	2	2
=====	12.6%	15.3%	13.9%	5.7%	24.1%	11.1%	100.0%	13.8%	8.7%	23.1%	11.5%	23.1%	23.1%	6.7%	8.7%	
Have Used Program [NET]	15	1	3	1	2	2	1	1	-	-	-	1	2	-	1	-
=====	21.4%	9.1%	30.0%	20.0%	28.6%	22.2%	100.0%	25.0%				33.3%	33.3%		50.0%	
Satisfied [NET]	15	1	3	1	2	2	1	1	-	-	-	1	2	-	1	-
=====	100%	100.0%	100.0%	100%	100.0%	100.0%	100.0%	100.0%				100.0%	100.0%		100.0%	
Very satisfied	13	1	2	1	2	2	1	1	-	-	-	1	1	-	1	-
	86.7%	100.0%	66.7%	100%	100.0%	100.0%	100.0%	100.0%				100.0%	50.0%		100.0%	
Somewhat satisfied	2	-	1	-	-	-	-	-	-	-	-	-	1	-	-	-
	13.3%		33.3%										50.0%			
Have Not Used Program [NET]	55	10	7	4	5	7	-	3	4	-	6	2	4	-	1	2
=====	78.6%	90.9%	70.0%	80.0%	71.4%	77.8%		75.0%	100.0%	100.0%	100.0%	66.7%	66.7%		50.0%	100.0%
Have Not Used Program	55	10	7	4	5	7	-	3	4	-	6	2	4	-	1	2
	100%	100.0%	100.0%	100%	100.0%	100.0%		100.0%	100.0%	100.0%	100.0%	100.0%	100.0%		100.0%	100.0%
UNAWARE [NET]	484	61	62	83	22	72	-	25	42	-	20	23	20	2	28	21
=====	87.4%	84.7%	86.1%	94.3%	75.9%	88.9%		86.2%	91.3%	76.9%	88.5%	88.5%	76.9%	100.0%	93.3%	91.3%
Never Heard Of	484	61	62	83	22	72	-	25	42	-	20	23	20	2	28	21
	100%	100.0%	100.0%	100%	100.0%	100.0%		100.0%	100.0%	100.0%	100.0%	100.0%	100.0%	100.0%	100.0%	100.0%

Q11A. Now we have a list of recycling programs operated by Dakota County. For each program, please indicate if you have heard of it and if you are satisfied or dissatisfied with the program. If you have no opinion or have never heard of the program, that's OK. The first program is Master Recycler/Composter program. Have you heard of Master Recycler/Composter program? Have you ever used the Master Recycler/Composter program?
 BASE: Total Sample

	SURVEY TYPE						
	TOTAL	PHONE	LANDLINE	MOBILE	ONLINE	TEXT	EMAIL
Total	554	141	57	84	413	206	207
	100.0	100.0	100.0	100.0	100.0	100	100.0
AWARE [NET]	70	25	11	14	45	17	28
=====	12.6%	17.7%	19.3%	16.7%	10.9%	8.3%	13.5%
Have Used Program [NET]	15	8	3	5	7	2	5
=====	21.4%	32.0%	27.3%	35.7%	15.6%	12%	17.9%
Satisfied [NET]	15	8	3	5	7	2	5
=====	100%	100%	100.0%	100.0%	100.0%	100%	100%
Very satisfied	13	7	3	4	6	2	4
	86.7%	87.5%	100.0%	80.0%	85.7%	100%	80.0%
Somewhat satisfied	2	1	-	1	1	-	1
	13.3%	12.5%		20.0%	14.3%		20.0%
Have Not Used Program [NET]	55	17	8	9	38	15	23
=====	78.6%	68.0%	72.7%	64.3%	84.4%	88%	82.1%
Have Not Used Program	55	17	8	9	38	15	23
	100%	100%	100.0%	100.0%	100.0%	100%	100%
UNAWARE [NET]	484	116	46	70	368	189	179
=====	87.4%	82.3%	80.7%	83.3%	89.1%	92%	86.5%
Never Heard Of	484	116	46	70	368	189	179
	100%	100%	100.0%	100.0%	100.0%	100%	100%

Q11A. Now we have a list of recycling programs operated by Dakota County. For each program, please indicate if you have heard of it and if you are satisfied or dissatisfied with the program. If you have no opinion or have never heard of the program, that's OK. The first program is Master Recycler/Composter program. Have you heard of Master Recycler/Composter program? Have you ever used the Master Recycler/Composter program?
 BASE: Total Sample

	GENDER			AGE GROUP					PHONE MODE				ETHNICITY			
	TOTAL	MALE	FEMALE	18-29	30-39	40-54	55-64	65+	WHITE/ CAUCASIAN	BLACK/ AFRICAN AMERICAN	ASIAN	HISPANIC	AMERICAN INDIAN OR ALASKA NATIVE			
Total	141	53	88	5	22	48	40	26	110	3	3	15	1			
	100.0	100	100.0	100.0	100.0	100.0	100.0	100	100.0	100.0	100.0	100.0	100.0			
AWARE [NET]	25	9	16	3	2	9	7	4	18	1	-	5	-			
=====	17.7%	17%	18.2%	60.0%	9.1%	18.8%	17.5%	15%	16.4%	33.3%		33.3%				
Have Used Program [NET]	8	4	4	2	1	1	2	2	5	-	-	2	-			
=====	32.0%	44%	25.0%	66.7%	50.0%	11.1%	28.6%	50%	27.8%			40.0%				
Satisfied [NET]	8	4	4	2	1	1	2	2	5	-	-	2	-			
=====	100%	100%	100.0%	100%	100%	100%	100%	100%	100.0%			100.0%				
Very satisfied	7	4	3	1	1	1	2	2	5	-	-	1	-			
	87.5%	100%	75.0%	50.0%	100%	100%	100%	100%	100.0%			50.0%				
Somewhat satisfied	1	-	1	1	-	-	-	-	-	-	-	1	-			
	12.5%		25.0%	50.0%								50.0%				
Have Not Used Program [NET]	17	5	12	1	1	8	5	2	13	1	-	3	-			
=====	68.0%	56%	75.0%	33.3%	50.0%	88.9%	71.4%	50%	72.2%	100.0%		60.0%				
Have Not Used Program	17	5	12	1	1	8	5	2	13	1	-	3	-			
	100%	100%	100.0%	100%	100%	100%	100%	100%	100.0%	100.0%		100.0%				
UNAWARE [NET]	116	44	72	2	20	39	33	22	92	2	3	10	1			
=====	82.3%	83%	81.8%	40.0%	90.9%	81.2%	82.5%	85%	83.6%	66.7%	100%	66.7%	100.0%			
Never Heard Of	116	44	72	2	20	39	33	22	92	2	3	10	1			
	100%	100%	100.0%	100%	100%	100%	100%	100%	100.0%	100.0%	100%	100.0%	100.0%			



Q11A. Now we have a list of recycling programs operated by Dakota County. For each program, please indicate if you have heard of it and if you are satisfied or dissatisfied with the program. If you have no opinion or have never heard of the program, that's OK. The first program is Master Recycler/Composter program. Have you heard of Master Recycler/Composter program? Have you ever used the Master Recycler/Composter program?
 BASE: Total Sample

	GENDER			AGE GROUP					ETHNICITY				AMERICAN INDIAN OR ALASKA NATIVE
	TOTAL	MALE	FEMALE	18-29	30-39	40-54	55-64	65+	WHITE/ CAUCASIAN	BLACK/ AFRICAN AMERICAN	ASIAN	HISPANIC	
Total	57	16	41	-	9	9	18	21	49	1	2	2	-
	100.0	100	100.0		100.0	100.0	100.0	100	100.0	100.0	100.0	100.0	
AWARE [NET]	11	3	8	-	2	2	4	3	8	1	-	1	-
=====	19.3%	19%	19.5%		22.2%	22.2%	22.2%	14%	16.3%	100.0%		50.0%	
Have Used Program [NET]	3	1	2	-	1	-	1	1	2	-	-	-	-
=====	27.3%	33%	25.0%		50.0%		25.0%	33%	25.0%				
Satisfied [NET]	3	1	2	-	1	-	1	1	2	-	-	-	-
=====	100%	100%	100.0%		100%		100%	100%	100.0%				
Very satisfied	3	1	2	-	1	-	1	1	2	-	-	-	-
	100%	100%	100.0%		100%		100%	100%	100.0%				
Have Not Used Program [NET]	8	2	6	-	1	2	3	2	6	1	-	1	-
=====	72.7%	67%	75.0%		50.0%	100%	75.0%	67%	75.0%	100.0%		100.0%	
Have Not Used Program	8	2	6	-	1	2	3	2	6	1	-	1	-
	100%	100%	100.0%		100%	100%	100%	100%	100.0%	100.0%		100.0%	
UNAWARE [NET]	46	13	33	-	7	7	14	18	41	-	2	1	-
=====	80.7%	81%	80.5%		77.8%	77.8%	77.8%	86%	83.7%		100%	50.0%	
Never Heard Of	46	13	33	-	7	7	14	18	41	-	2	1	-
	100%	100%	100.0%		100%	100%	100%	100%	100.0%		100%	100.0%	

Q11A. Now we have a list of recycling programs operated by Dakota County. For each program, please indicate if you have heard of it and if you are satisfied or dissatisfied with the program. If you have no opinion or have never heard of the program, that's OK. The first program is Master Recycler/Composter program. Have you heard of Master Recycler/Composter program? Have you ever used the Master Recycler/Composter program?
 BASE: Total Sample

	GENDER		AGE GROUP					CELL-PHONE MODE				ETHNICITY			
	TOTAL	MALE	FEMALE	18-29	30-39	40-54	55-64	65+	WHITE/ CAUCASIAN	BLACK/ AFRICAN AMERICAN	ASIAN	HISPANIC	AMERICAN INDIAN OR ALASKA NATIVE		
Total	84	37	47	5	13	39	22	5	61	2	1	13	1		
	100.0	100	100.0	100.0	100.0	100.0	100.0	100	100.0	100.0	100.0	100.0	100.0		
AWARE [NET]	14	6	8	3	-	7	3	1	10	-	-	4	-		
=====	16.7%	16%	17.0%	60.0%		17.9%	13.6%	20%	16.4%			30.8%			
Have Used Program [NET]	5	3	2	2	-	1	1	1	3	-	-	2	-		
=====	35.7%	50%	25.0%	66.7%		14.3%	33.3%	100%	30.0%			50.0%			
Satisfied [NET]	5	3	2	2	-	1	1	1	3	-	-	2	-		
=====	100%	100%	100.0%	100%		100%	100%	100%	100.0%			100.0%			
Very satisfied	4	3	1	1	-	1	1	1	3	-	-	1	-		
	80.0%	100%	50.0%	50.0%		100%	100%	100%	100.0%			50.0%			
Somewhat satisfied	1	-	1	1	-	-	-	-	-	-	-	1	-		
	20.0%		50.0%	50.0%								50.0%			
Have Not Used Program [NET]	9	3	6	1	-	6	2	-	7	-	-	2	-		
=====	64.3%	50%	75.0%	33.3%		85.7%	66.7%		70.0%			50.0%			
Have Not Used Program	9	3	6	1	-	6	2	-	7	-	-	2	-		
	100%	100%	100.0%	100%		100%	100%		100.0%			100.0%			
UNAWARE [NET]	70	31	39	2	13	32	19	4	51	2	1	9	1		
=====	83.3%	84%	83.0%	40.0%	100%	82.1%	86.4%	80%	83.6%	100.0%	100%	69.2%	100.0%		
Never Heard Of	70	31	39	2	13	32	19	4	51	2	1	9	1		
	100%	100%	100.0%	100%	100%	100%	100%	100%	100.0%	100.0%	100%	100.0%	100.0%		

Q11A. Now we have a list of recycling programs operated by Dakota County. For each program, please indicate if you have heard of it and if you are satisfied or dissatisfied with the program. If you have no opinion or have never heard of the program, that's OK. The first program is Master Recycler/Composter program. Have you heard of Master Recycler/Composter program? Have you ever used the Master Recycler/Composter program?
 BASE: Total Sample

	GENDER			AGE GROUP					ONLINE MODE	ETHNICITY			
	TOTAL	MALE	FEMALE	18-29	30-39	40-54	55-64	65+	WHITE/ CAUCASIAN	BLACK/ AFRICAN AMERICAN	ASIAN	HISPANIC	AMERICAN INDIAN OR ALASKA NATIVE
Total	413	201	212	62	110	90	74	77	340	10	10	11	2
	100.0	100	100.0	100.0	100.0	100.0	100.0	100	100.0	100.0	100.0	100.0	100.0
AWARE [NET]	45	15	30	6	6	3	12	18	38	-	1	2	-
=====	10.9%	7.5%	14.2%	9.7%	5.5%	3.3%	16.2%	23%	11.2%	10.0%	18.2%		
Have Used Program [NET]	7	2	5	1	1	1	1	3	6	-	1	-	-
=====	15.6%	13%	16.7%	16.7%	16.7%	33.3%	8.3%	17%	15.8%	100%			
Satisfied [NET]	7	2	5	1	1	1	1	3	6	-	1	-	-
=====	100%	100%	100.0%	100%	100%	100%	100%	100%	100.0%	100%			
Very satisfied	6	1	5	1	1	1	-	3	5	-	1	-	-
	85.7%	50%	100.0%	100%	100%	100%		100%	83.3%		100%		
Somewhat satisfied	1	1	-	-	-	-	1	-	1	-	-	-	-
	14.3%	50%					100%		16.7%				
Have Not Used Program [NET]	38	13	25	5	5	2	11	15	32	-	-	2	-
=====	84.4%	87%	83.3%	83.3%	83.3%	66.7%	91.7%	83%	84.2%			100.0%	
Have Not Used Program	38	13	25	5	5	2	11	15	32	-	-	2	-
	100%	100%	100.0%	100%	100%	100%	100%	100%	100.0%			100.0%	
UNAWARE [NET]	368	186	182	56	104	87	62	59	302	10	9	9	2
=====	89.1%	93%	85.8%	90.3%	94.5%	96.7%	83.8%	77%	88.8%	100.0%	90.0%	81.8%	100.0%
Never Heard Of	368	186	182	56	104	87	62	59	302	10	9	9	2
	100%	100%	100.0%	100%	100%	100%	100%	100%	100.0%	100.0%	100%	100.0%	100.0%

Q11A. Now we have a list of recycling programs operated by Dakota County. For each program, please indicate if you have heard of it and if you are satisfied or dissatisfied with the program. If you have no opinion or have never heard of the program, that's OK. The first program is Master Recycler/Composter program. Have you heard of Master Recycler/Composter program? Have you ever used the Master Recycler/Composter program?
 BASE: Total Sample

	GENDER			AGE GROUP					ETHNICITY				
	TOTAL	MALE	FEMALE	18-29	30-39	40-54	55-64	65+	WHITE/ CAUCASIAN	BLACK/ AFRICAN AMERICAN	ASIAN	HISPANIC	AMERICAN INDIAN OR ALASKA NATIVE
Total	206	114	92	59	75	49	18	5	167	5	5	5	2
	100.0	100	100.0	100.0	100.0	100.0	100.0	100	100.0	100.0	100.0	100.0	100.0
AWARE [NET]	17	4	13	5	5	2	3	2	14	-	1	-	-
=====	8.3%	3.5%	14.1%	8.5%	6.7%	4.1%	16.7%	40%	8.4%		20.0%		
Have Used Program [NET]	2	-	2	1	1	-	-	-	1	-	1	-	-
=====	11.8%		15.4%	20.0%	20.0%				7.1%		100%		
Satisfied [NET]	2	-	2	1	1	-	-	-	1	-	1	-	-
=====	100%		100.0%	100%	100%				100.0%		100%		
Very satisfied	2	-	2	1	1	-	-	-	1	-	1	-	-
	100%		100.0%	100%	100%				100.0%		100%		
Have Not Used Program [NET]	15	4	11	4	4	2	3	2	13	-	-	-	-
=====	88.2%	100%	84.6%	80.0%	80.0%	100%	100%	100%	92.9%				
Have Not Used Program	15	4	11	4	4	2	3	2	13	-	-	-	-
	100%	100%	100.0%	100%	100%	100%	100%	100%	100.0%				
UNAWARE [NET]	189	110	79	54	70	47	15	3	153	5	4	5	2
=====	91.7%	96%	85.9%	91.5%	93.3%	95.9%	83.3%	60%	91.6%	100.0%	80.0%	100.0%	100.0%
Never Heard Of	189	110	79	54	70	47	15	3	153	5	4	5	2
	100%	100%	100.0%	100%	100%	100%	100%	100%	100.0%	100.0%	100%	100.0%	100.0%

Q11A. Now we have a list of recycling programs operated by Dakota County. For each program, please indicate if you have heard of it and if you are satisfied or dissatisfied with the program. If you have no opinion or have never heard of the program, that's OK. The first program is Master Recycler/Composter program. Have you heard of Master Recycler/Composter program? Have you ever used the Master Recycler/Composter program?
 BASE: Total Sample

	GENDER			AGE GROUP					EMAIL MODE	ETHNICITY			
	TOTAL	MALE	FEMALE	18-29	30-39	40-54	55-64	65+	WHITE/ CAUCASIAN	BLACK/ AFRICAN AMERICAN	ASIAN	HISPANIC	AMERICAN INDIAN OR ALASKA NATIVE
Total	207	87	120	3	35	41	56	72	173	5	5	6	-
	100.0	100	100.0	100.0	100.0	100.0	100.0	100	100.0	100.0	100.0	100.0	-
AWARE [NET]	28	11	17	1	1	1	9	16	24	-	-	2	-
=====	13.5%	13%	14.2%	33.3%	2.9%	2.4%	16.1%	22%	13.9%			33.3%	
Have Used Program [NET]	5	2	3	-	-	1	1	3	5	-	-	-	-
=====	17.9%	18%	17.6%			100%	11.1%	19%	20.8%				
Satisfied [NET]	5	2	3	-	-	1	1	3	5	-	-	-	-
=====	100%	100%	100.0%			100%	100%	100%	100.0%				
Very satisfied	4	1	3	-	-	1	-	3	4	-	-	-	-
	80.0%	50%	100.0%			100%		100%	80.0%				
Somewhat satisfied	1	1	-	-	-	-	1	-	1	-	-	-	-
	20.0%	50%					100%		20.0%				
Have Not Used Program [NET]	23	9	14	1	1	-	8	13	19	-	-	2	-
=====	82.1%	82%	82.4%	100%	100%		88.9%	81%	79.2%			100.0%	
Have Not Used Program	23	9	14	1	1	-	8	13	19	-	-	2	-
	100%	100%	100.0%	100%	100%		100%	100%	100.0%			100.0%	
UNAWARE [NET]	179	76	103	2	34	40	47	56	149	5	5	4	-
=====	86.5%	87%	85.8%	66.7%	97.1%	97.6%	83.9%	78%	86.1%	100.0%	100%	66.7%	
Never Heard Of	179	76	103	2	34	40	47	56	149	5	5	4	-
	100%	100%	100.0%	100%	100%	100%	100%	100%	100.0%	100.0%	100%	100.0%	

Q13. Now we have a list of recycling programs operated by Dakota County. For each program, please indicate if you have heard of it and if you are satisfied or dissatisfied with the program. If you have no opinion or have never heard of the program, that's OK. The first program is The Recycling Zone, County's household hazardous waste collection site. Have you heard of The Recycling Zone, County's household hazardous waste collection site? Have you ever used The Recycling Zone, County's household hazardous waste collection site?

BASE: Total Sample

	GENDER			AGE GROUP					RENT/OWN			ETHNICITY				LANGUAGE		
	TOTAL	MALE	FEMALE	18-29	30-39	40-54	55-64	65+	OWN	RENT		WHITE/ CAUCASIAN	BLACK/ AFRICAN AMERICAN	ASIAN	HISPANIC	AMERICAN INDIAN OR ALASKA NATIVE	SPANISH	ENGLISH
Total	600	278	322	72	142	145	127	114	477	85	484	15	16	27	3	15	585	
	100.0	100	100.0	100.0	100.0	100.0	100.0	100	100	100	100.0	100.0	100.0	100.0	100.0	100.0	100.0	
AWARE [NET]	364	176	188	20	71	99	89	85	310	40	309	6	10	6	2	4	360	
=====	60.7%	63%	58.4%	27.8%	50.0%	68.3%	70.1%	75%	65%	47%	63.8%	40.0%	62.5%	22.2%	66.7%	26.7%	61.5%	
Have Used Program [NET]	271	138	133	10	46	71	73	71	239	24	232	3	7	2	1	1	270	
=====	45.2%	50%	41.3%	13.9%	32.4%	49.0%	57.5%	62%	50%	28%	47.9%	20.0%	43.8%	7.4%	33.3%	6.7%	46.2%	
Satisfied [NET]	260	133	127	10	43	68	71	68	230	24	227	1	6	2	1	1	259	
=====	43.3%	48%	39.4%	13.9%	30.3%	46.9%	55.9%	60%	48%	28%	46.9%	6.7%	37.5%	7.4%	33.3%	6.7%	44.3%	
Very satisfied	213	110	103	10	32	57	57	57	189	18	186	1	6	2	1	1	212	
	35.5%	40%	32.0%	13.9%	22.5%	39.3%	44.9%	50%	40%	21%	38.4%	6.7%	37.5%	7.4%	33.3%	6.7%	36.2%	
Somewhat satisfied	47	23	24	-	11	11	14	11	41	6	41	-	-	-	-	-	47	
	7.8%	8.3%	7.5%		7.7%	7.6%	11.0%	9.6%	8.6%	7.1%	8.5%						8.0%	
Dissatisfied [NET]	11	5	6	-	3	3	2	3	9	-	5	2	1	-	-	-	11	
=====	1.8%	1.8%	1.9%		2.1%	2.1%	1.6%	2.6%	1.9%		1.0%	13.3%	6.2%				1.9%	
Very dissatisfied	2	2	-	-	1	-	-	1	2	-	1	1	-	-	-	-	2	
	0.3%	0.7%			0.7%			0.9%	0.4%		0.2%	6.7%					0.3%	
Somewhat dissatisfied	9	3	6	-	2	3	2	2	7	-	4	1	1	-	-	-	9	
	1.5%	1.1%	1.9%		1.4%	2.1%	1.6%	1.8%	1.5%		0.8%	6.7%	6.2%				1.5%	
Have Not Used Program [NET]	93	38	55	10	25	28	16	14	71	16	77	3	3	4	1	3	90	
=====	15.5%	14%	17.1%	13.9%	17.6%	19.3%	12.6%	12%	15%	19%	15.9%	20.0%	18.8%	14.8%	33.3%	20.0%	15.4%	
Have Not Used Program	93	38	55	10	25	28	16	14	71	16	77	3	3	4	1	3	90	
	15.5%	14%	17.1%	13.9%	17.6%	19.3%	12.6%	12%	15%	19%	15.9%	20.0%	18.8%	14.8%	33.3%	20.0%	15.4%	
UNAWARE [NET]	194	91	103	47	65	38	28	16	135	39	145	8	4	19	1	11	183	
=====	32.3%	33%	32.0%	65.3%	45.8%	26.2%	22.0%	14%	28%	46%	30.0%	53.3%	25.0%	70.4%	33.3%	73.3%	31.3%	
Never Heard Of	194	91	103	47	65	38	28	16	135	39	145	8	4	19	1	11	183	
	32.3%	33%	32.0%	65.3%	45.8%	26.2%	22.0%	14%	28%	46%	30.0%	53.3%	25.0%	70.4%	33.3%	73.3%	31.3%	

Q13. Now we have a list of recycling programs operated by Dakota County. For each program, please indicate if you have heard of it and if you are satisfied or dissatisfied with the program. If you have no opinion or have never heard of the program, that's OK. The first program is The Recycling Zone, County's household hazardous waste collection site. Have you heard of The Recycling Zone, County's household hazardous waste collection site? Have you ever used The Recycling Zone, County's household hazardous waste collection site?

BASE: Total Sample

	GENDER		AGE GROUP					RENT/OWN		ETHNICITY				LANGUAGE			
	TOTAL	MALE	FEMALE	18-29	30-39	40-54	55-64	65+	OWN	RENT	WHITE/ CAUCASIAN	BLACK/ AFRICAN AMERICAN	ASIAN	HISPANIC	AMERICAN INDIAN OR ALASKA NATIVE	SPANISH	ENGLISH
Unsure	40	10	30	4	6	7	10	13	32	6	30	1	2	1	-	-	40
	6.7%	3.6%	9.3%	5.6%	4.2%	4.8%	7.9%	11%	6.7%	7.1%	6.2%	6.7%	12.5%	3.7%			6.8%
Prefer not to answer	2	1	1	1	-	1	-	-	-	-	-	-	-	1	-	-	2
	0.3%	0.4%	0.3%	1.4%		0.7%								3.7%			0.3%

Q13. Now we have a list of recycling programs operated by Dakota County. For each program, please indicate if you have heard of it and if you are satisfied or dissatisfied with the program. If you have no opinion or have never heard of the program, that's OK. The first program is The Recycling Zone, County's household hazardous waste collection site. Have you heard of The Recycling Zone, County's household hazardous waste collection site? Have you ever used The Recycling Zone, County's household hazardous waste collection site?

BASE: Total Sample

	GEOGRAPHIC																			
	APPLE		BURNSVILLE		EAGAN		FARMINGTON		LAKEVILLE		LILYDALE		INVER GROVE HEIGHTS		MENDOTA		SOUTH SUNFISH LAKE		WEST UNINCORPORATED	
	TOTAL	VALLEY	BURNSVILLE	EAGAN	FARMINGTON	LAKEVILLE	LILYDALE	HASTINGS	HEIGHTS	MENDOTA	HEIGHTS	ROSEMOUNT	ST. PAUL	LAKE	ST. PAUL	PORATED				
Total	600	74	82	95	32	87	1	32	51	-	28	29	29	2	31	24				
	100.0	100.0	100.0	100.0	100.0	100.0	100.0	100.0	100.0	100.0	100.0	100.0	100.0	100.0	100.0	100.0				
AWARE [NET]	364	45	48	63	21	50	1	21	27	-	13	20	20	2	17	15				
=====	60.7%	60.8%	58.5%	66.3%	65.6%	57.5%	100.0%	65.6%	52.9%		46.4%	69.0%	69.0%	100.0%	54.8%	62.5%				
Have Used Program [NET]	271	35	34	47	14	40	1	13	18	-	10	18	14	2	12	13				
=====	45.2%	47.3%	41.5%	49.5%	43.8%	46.0%	100.0%	40.6%	35.3%		35.7%	62.1%	48.3%	100.0%	38.7%	54.2%				
Satisfied [NET]	260	35	34	44	13	39	1	13	17	-	9	16	14	1	11	13				
=====	43.3%	47.3%	41.5%	46.3%	40.6%	44.8%	100.0%	40.6%	33.3%		32.1%	55.2%	48.3%	50.0%	35.5%	54.2%				
Very satisfied	213	30	27	38	11	31	1	11	12	-	7	16	10	-	9	10				
	35.5%	40.5%	32.9%	40.0%	34.4%	35.6%	100.0%	34.4%	23.5%		25.0%	55.2%	34.5%		29.0%	41.7%				
Somewhat satisfied	47	5	7	6	2	8	-	2	5	-	2	-	4	1	2	3				
	7.8%	6.8%	8.5%	6.3%	6.2%	9.2%		6.2%	9.8%		7.1%		13.8%	50.0%	6.5%	12.5%				
Dissatisfied [NET]	11	-	-	3	1	1	-	-	1	-	1	2	-	1	1	-				
=====	1.8%			3.2%	3.1%	1.1%			2.0%		3.6%	6.9%		50.0%	3.2%					
Very dissatisfied	2	-	-	1	-	-	-	-	1	-	-	-	-	-	-	-				
	0.3%			1.1%					2.0%											
Somewhat dissatisfied	9	-	-	2	1	1	-	-	-	-	1	2	-	1	1	-				
	1.5%			2.1%	3.1%	1.1%					3.6%	6.9%		50.0%	3.2%					
Have Not Used Program [NET]	93	10	14	16	7	10	-	8	9	-	3	2	6	-	5	2				
=====	15.5%	13.5%	17.1%	16.8%	21.9%	11.5%		25.0%	17.6%		10.7%	6.9%	20.7%		16.1%	8.3%				
Have Not Used Program	93	10	14	16	7	10	-	8	9	-	3	2	6	-	5	2				
	15.5%	13.5%	17.1%	16.8%	21.9%	11.5%		25.0%	17.6%		10.7%	6.9%	20.7%		16.1%	8.3%				
UNAWARE [NET]	194	27	28	27	7	27	-	11	16	-	13	7	9	-	13	7				
=====	32.3%	36.5%	34.1%	28.4%	21.9%	31.0%		34.4%	31.4%		46.4%	24.1%	31.0%		41.9%	29.2%				
Never Heard Of	194	27	28	27	7	27	-	11	16	-	13	7	9	-	13	7				
	32.3%	36.5%	34.1%	28.4%	21.9%	31.0%		34.4%	31.4%		46.4%	24.1%	31.0%		41.9%	29.2%				



Q13. Now we have a list of recycling programs operated by Dakota County. For each program, please indicate if you have heard of it and if you are satisfied or dissatisfied with the program. If you have no opinion or have never heard of the program, that's OK. The first program is The Recycling Zone, County's household hazardous waste collection site. Have you heard of The Recycling Zone, County's household hazardous waste collection site? Have you ever used The Recycling Zone, County's household hazardous waste collection site?

BASE: Total Sample

	GEOGRAPHIC															
	TOTAL	APPLE VALLEY	BURNSVILLE	EAGAN	FARMINGTON	LAKEVILLE	LILYDALE	HASTINGS	INVER GROVE HEIGHTS	MENDOTA HEIGHTS	ROSEMOUNT	SOUTH ST. PAUL	SUNFISH LAKE	WEST ST. PAUL	RURAL/ UNINCORPORATED	
Unsure	40 6.7%	2 2.7%	4 4.9%	5 5.3%	4 12.5%	10 11.5%	-	-	8 15.7%	2 7.1%	2 6.9%	-	-	1 3.2%	2 8.3%	
Prefer not to answer	2 0.3%	-	2 2.4%	-	-	-	-	-	-	-	-	-	-	-	-	

Q13. Now we have a list of recycling programs operated by Dakota County. For each program, please indicate if you have heard of it and if you are satisfied or dissatisfied with the program. If you have no opinion or have never heard of the program, that's OK. The first program is The Recycling Zone, County's household hazardous waste collection site. Have you heard of The Recycling Zone, County's household hazardous waste collection site? Have you ever used The Recycling Zone, County's household hazardous waste collection site?

BASE: Total Sample

	SURVEY TYPE						
	TOTAL	PHONE	LANDLINE	MOBILE	ONLINE	TEXT	EMAIL
Total	600	150	60	90	450	225	225
	100.0	100.0	100.0	100.0	100.0	100	100.0
AWARE [NET]	364	99	41	58	265	109	156
=====	60.7%	66.0%	68.3%	64.4%	58.9%	48%	69.3%
Have Used Program [NET]	271	75	37	38	196	75	121
=====	45.2%	50.0%	61.7%	42.2%	43.6%	33%	53.8%
Satisfied [NET]	260	72	36	36	188	72	116
=====	43.3%	48.0%	60.0%	40.0%	41.8%	32%	51.6%
Very satisfied	213	55	30	25	158	60	98
	35.5%	36.7%	50.0%	27.8%	35.1%	27%	43.6%
Somewhat satisfied	47	17	6	11	30	12	18
	7.8%	11.3%	10.0%	12.2%	6.7%	5.3%	8.0%
Dissatisfied [NET]	11	3	1	2	8	3	5
=====	1.8%	2.0%	1.7%	2.2%	1.8%	1.3%	2.2%
Very dissatisfied	2	-	-	-	2	1	1
	0.3%				0.4%	0.4%	0.4%
Somewhat dissatisfied	9	3	1	2	6	2	4
	1.5%	2.0%	1.7%	2.2%	1.3%	0.9%	1.8%
Have Not Used Program [NET]	93	24	4	20	69	34	35
=====	15.5%	16.0%	6.7%	22.2%	15.3%	15%	15.6%
Have Not Used Program	93	24	4	20	69	34	35
	15.5%	16.0%	6.7%	22.2%	15.3%	15%	15.6%
UNAWARE [NET]	194	44	14	30	150	99	51
=====	32.3%	29.3%	23.3%	33.3%	33.3%	44%	22.7%
Never Heard Of	194	44	14	30	150	99	51
	32.3%	29.3%	23.3%	33.3%	33.3%	44%	22.7%
Unsure	40	7	5	2	33	15	18
	6.7%	4.7%	8.3%	2.2%	7.3%	6.7%	8.0%

Q13. Now we have a list of recycling programs operated by Dakota County. For each program, please indicate if you have heard of it and if you are satisfied or dissatisfied with the program. If you have no opinion or have never heard of the program, that's OK. The first program is The Recycling Zone, County's household hazardous waste collection site. Have you heard of The Recycling Zone, County's household hazardous waste collection site? Have you ever used The Recycling Zone, County's household hazardous waste collection site?

BASE: Total Sample

	SURVEY TYPE						
	TOTAL	PHONE	LANDLINE	MOBILE	ONLINE	TEXT	EMAIL
Prefer not to answer	2	-	-	-	2	2	-
	0.3%				0.4%	0.9%	

Q13. Now we have a list of recycling programs operated by Dakota County. For each program, please indicate if you have heard of it and if you are satisfied or dissatisfied with the program. If you have no opinion or have never heard of the program, that's OK. The first program is The Recycling Zone, County's household hazardous waste collection site. Have you heard of The Recycling Zone, County's household hazardous waste collection site? Have you ever used The Recycling Zone, County's household hazardous waste collection site?

BASE: Total Sample

	GENDER			AGE GROUP					PHONE MODE				ETHNICITY		
	TOTAL	MALE	FEMALE	18-29	30-39	40-54	55-64	65+	WHITE/ CAUCASIAN	BLACK/ AFRICAN AMERICAN	ASIAN	HISPANIC	AMERICAN INDIAN OR ALASKA NATIVE		
Total	150	60	90	5	22	50	44	29	117	3	3	15	1		
	100.0	100	100.0	100.0	100.0	100.0	100.0	100	100.0	100.0	100.0	100.0	100.0		
AWARE [NET]	99	40	59	2	10	39	30	18	87	-	2	4	1		
=====	66.0%	67%	65.6%	40.0%	45.5%	78.0%	68.2%	62%	74.4%	66.7%	26.7%	100.0%			
Have Used Program [NET]	75	34	41	2	4	29	24	16	67	-	2	1	-		
=====	50.0%	57%	45.6%	40.0%	18.2%	58.0%	54.5%	55%	57.3%	66.7%	6.7%				
Satisfied [NET]	72	34	38	2	3	29	22	16	66	-	2	1	-		
=====	48.0%	57%	42.2%	40.0%	13.6%	58.0%	50.0%	55%	56.4%	66.7%	6.7%				
Very satisfied	55	27	28	2	1	22	16	14	50	-	2	1	-		
	36.7%	45%	31.1%	40.0%	4.5%	44.0%	36.4%	48%	42.7%	66.7%	6.7%				
Somewhat satisfied	17	7	10	-	2	7	6	2	16	-	-	-	-		
	11.3%	12%	11.1%		9.1%	14.0%	13.6%	6.9%	13.7%						
Dissatisfied [NET]	3	-	3	-	1	-	2	-	1	-	-	-	-		
=====	2.0%		3.3%		4.5%		4.5%		0.9%						
Somewhat dissatisfied	3	-	3	-	1	-	2	-	1	-	-	-	-		
	2.0%		3.3%		4.5%		4.5%		0.9%						
Have Not Used Program [NET]	24	6	18	-	6	10	6	2	20	-	-	3	1		
=====	16.0%	10%	20.0%		27.3%	20.0%	13.6%	6.9%	17.1%			20.0%	100.0%		
Have Not Used Program	24	6	18	-	6	10	6	2	20	-	-	3	1		
	16.0%	10%	20.0%		27.3%	20.0%	13.6%	6.9%	17.1%			20.0%	100.0%		
UNAWARE [NET]	44	15	29	3	12	11	11	7	25	2	1	11	-		
=====	29.3%	25%	32.2%	60.0%	54.5%	22.0%	25.0%	24%	21.4%	66.7%	33.3%	73.3%			
Never Heard Of	44	15	29	3	12	11	11	7	25	2	1	11	-		
	29.3%	25%	32.2%	60.0%	54.5%	22.0%	25.0%	24%	21.4%	66.7%	33.3%	73.3%			
Unsure	7	5	2	-	-	-	3	4	5	1	-	-	-		
	4.7%	8.3%	2.2%				6.8%	14%	4.3%	33.3%					

Q13. Now we have a list of recycling programs operated by Dakota County. For each program, please indicate if you have heard of it and if you are satisfied or dissatisfied with the program. If you have no opinion or have never heard of the program, that's OK. The first program is The Recycling Zone, County's household hazardous waste collection site. Have you heard of The Recycling Zone, County's household hazardous waste collection site? Have you ever used The Recycling Zone, County's household hazardous waste collection site?

BASE: Total Sample

	GENDER			AGE GROUP					LANDLINE MODE				ETHNICITY		
	TOTAL	MALE	FEMALE	18-29	30-39	40-54	55-64	65+	WHITE/ CAUCASIAN	BLACK/ AFRICAN AMERICAN	ASIAN	HISPANIC	AMERICAN INDIAN OR ALASKA NATIVE		
Total	60	19	41	-	9	9	19	23	50	1	2	2	-		
	100.0	100	100.0		100.0	100.0	100.0	100	100.0	100.0	100.0	100.0			
AWARE [NET]	41	15	26	-	4	9	13	15	35	-	2	1	-		
=====	68.3%	79%	63.4%		44.4%	100%	68.4%	65%	70.0%		100%	50.0%			
Have Used Program [NET]	37	14	23	-	4	7	12	14	32	-	2	-	-		
=====	61.7%	74%	56.1%		44.4%	77.8%	63.2%	61%	64.0%		100%				
Satisfied [NET]	36	14	22	-	3	7	12	14	32	-	2	-	-		
=====	60.0%	74%	53.7%		33.3%	77.8%	63.2%	61%	64.0%		100%				
Very satisfied	30	13	17	-	1	7	10	12	26	-	2	-	-		
	50.0%	68%	41.5%		11.1%	77.8%	52.6%	52%	52.0%		100%				
Somewhat satisfied	6	1	5	-	2	-	2	2	6	-	-	-	-		
	10.0%	5.3%	12.2%		22.2%		10.5%	8.7%	12.0%						
Dissatisfied [NET]	1	-	1	-	1	-	-	-	-	-	-	-	-		
=====	1.7%		2.4%		11.1%										
Somewhat dissatisfied	1	-	1	-	1	-	-	-	-	-	-	-	-		
	1.7%		2.4%		11.1%										
Have Not Used Program [NET]	4	1	3	-	-	2	1	1	3	-	-	1	-		
=====	6.7%	5.3%	7.3%			22.2%	5.3%	4.3%	6.0%			50.0%			
Have Not Used Program	4	1	3	-	-	2	1	1	3	-	-	1	-		
	6.7%	5.3%	7.3%			22.2%	5.3%	4.3%	6.0%			50.0%			
UNAWARE [NET]	14	1	13	-	5	-	4	5	12	-	-	1	-		
=====	23.3%	5.3%	31.7%		55.6%		21.1%	22%	24.0%			50.0%			
Never Heard Of	14	1	13	-	5	-	4	5	12	-	-	1	-		
	23.3%	5.3%	31.7%		55.6%		21.1%	22%	24.0%			50.0%			
Unsure	5	3	2	-	-	-	2	3	3	1	-	-	-		
	8.3%	16%	4.9%				10.5%	13%	6.0%	100.0%					

Q13. Now we have a list of recycling programs operated by Dakota County. For each program, please indicate if you have heard of it and if you are satisfied or dissatisfied with the program. If you have no opinion or have never heard of the program, that's OK. The first program is The Recycling Zone, County's household hazardous waste collection site. Have you heard of The Recycling Zone, County's household hazardous waste collection site? Have you ever used The Recycling Zone, County's household hazardous waste collection site?

BASE: Total Sample

	CELL-PHONE MODE												
	GENDER			AGE GROUP					ETHNICITY				
	TOTAL	MALE	FEMALE	18-29	30-39	40-54	55-64	65+	WHITE/ CAUCASIAN	BLACK/ AFRICAN AMERICAN	ASIAN	HISPANIC	AMERICAN INDIAN OR ALASKA NATIVE
Total	90	41	49	5	13	41	25	6	67	2	1	13	1
	100.0	100	100.0	100.0	100.0	100.0	100.0	100	100.0	100.0	100.0	100.0	100.0
AWARE [NET]	58	25	33	2	6	30	17	3	52	-	-	3	1
=====	64.4%	61%	67.3%	40.0%	46.2%	73.2%	68.0%	50%	77.6%			23.1%	100.0%
Have Used Program [NET]	38	20	18	2	-	22	12	2	35	-	-	1	-
=====	42.2%	49%	36.7%	40.0%		53.7%	48.0%	33%	52.2%			7.7%	
Satisfied [NET]	36	20	16	2	-	22	10	2	34	-	-	1	-
=====	40.0%	49%	32.7%	40.0%		53.7%	40.0%	33%	50.7%			7.7%	
Very satisfied	25	14	11	2	-	15	6	2	24	-	-	1	-
	27.8%	34%	22.4%	40.0%		36.6%	24.0%	33%	35.8%			7.7%	
Somewhat satisfied	11	6	5	-	-	7	4	-	10	-	-	-	-
	12.2%	15%	10.2%			17.1%	16.0%		14.9%				
Dissatisfied [NET]	2	-	2	-	-	-	2	-	1	-	-	-	-
=====	2.2%		4.1%				8.0%		1.5%				
Somewhat dissatisfied	2	-	2	-	-	-	2	-	1	-	-	-	-
	2.2%		4.1%				8.0%		1.5%				
Have Not Used Program [NET]	20	5	15	-	6	8	5	1	17	-	-	2	1
=====	22.2%	12%	30.6%		46.2%	19.5%	20.0%	17%	25.4%			15.4%	100.0%
Have Not Used Program	20	5	15	-	6	8	5	1	17	-	-	2	1
	22.2%	12%	30.6%		46.2%	19.5%	20.0%	17%	25.4%			15.4%	100.0%
UNAWARE [NET]	30	14	16	3	7	11	7	2	13	2	1	10	-
=====	33.3%	34%	32.7%	60.0%	53.8%	26.8%	28.0%	33%	19.4%	100.0%	100%	76.9%	
Never Heard Of	30	14	16	3	7	11	7	2	13	2	1	10	-
	33.3%	34%	32.7%	60.0%	53.8%	26.8%	28.0%	33%	19.4%	100.0%	100%	76.9%	
Unsure	2	2	-	-	-	-	1	1	2	-	-	-	-
	2.2%	4.9%					4.0%	17%	3.0%				

Q13. Now we have a list of recycling programs operated by Dakota County. For each program, please indicate if you have heard of it and if you are satisfied or dissatisfied with the program. If you have no opinion or have never heard of the program, that's OK. The first program is The Recycling Zone, County's household hazardous waste collection site. Have you heard of The Recycling Zone, County's household hazardous waste collection site? Have you ever used The Recycling Zone, County's household hazardous waste collection site?

BASE: Total Sample

	GENDER		AGE GROUP				ONLINE MODE			ETHNICITY			
	TOTAL	MALE	FEMALE	18-29	30-39	40-54	55-64	65+	WHITE/ CAUCASIAN	BLACK/ AFRICAN AMERICAN	ASIAN	HISPANIC	AMERICAN INDIAN OR ALASKA NATIVE
Total	450	218	232	67	120	95	83	85	367	12	13	12	2
	100.0	100	100.0	100.0	100.0	100.0	100.0	100	100.0	100.0	100.0	100.0	100.0
AWARE [NET]	265	136	129	18	61	60	59	67	222	6	8	2	1
=====	58.9%	62%	55.6%	26.9%	50.8%	63.2%	71.1%	79%	60.5%	50.0%	61.5%	16.7%	50.0%
Have Used Program [NET]	196	104	92	8	42	42	49	55	165	3	5	1	1
=====	43.6%	48%	39.7%	11.9%	35.0%	44.2%	59.0%	65%	45.0%	25.0%	38.5%	8.3%	50.0%
Satisfied [NET]	188	99	89	8	40	39	49	52	161	1	4	1	1
=====	41.8%	45%	38.4%	11.9%	33.3%	41.1%	59.0%	61%	43.9%	8.3%	30.8%	8.3%	50.0%
Very satisfied	158	83	75	8	31	35	41	43	136	1	4	1	1
	35.1%	38%	32.3%	11.9%	25.8%	36.8%	49.4%	51%	37.1%	8.3%	30.8%	8.3%	50.0%
Somewhat satisfied	30	16	14	-	9	4	8	9	25	-	-	-	-
	6.7%	7.3%	6.0%		7.5%	4.2%	9.6%	11%	6.8%				
Dissatisfied [NET]	8	5	3	-	2	3	-	3	4	2	1	-	-
=====	1.8%	2.3%	1.3%		1.7%	3.2%		3.5%	1.1%	16.7%	7.7%		
Very dissatisfied	2	2	-	-	1	-	-	1	1	1	-	-	-
	0.4%	0.9%			0.8%			1.2%	0.3%	8.3%			
Somewhat dissatisfied	6	3	3	-	1	3	-	2	3	1	1	-	-
	1.3%	1.4%	1.3%		0.8%	3.2%		2.4%	0.8%	8.3%	7.7%		
Have Not Used Program [NET]	69	32	37	10	19	18	10	12	57	3	3	1	-
=====	15.3%	15%	15.9%	14.9%	15.8%	18.9%	12.0%	14%	15.5%	25.0%	23.1%	8.3%	
Have Not Used Program	69	32	37	10	19	18	10	12	57	3	3	1	-
	15.3%	15%	15.9%	14.9%	15.8%	18.9%	12.0%	14%	15.5%	25.0%	23.1%	8.3%	
UNAWARE [NET]	150	76	74	44	53	27	17	9	120	6	3	8	1
=====	33.3%	35%	31.9%	65.7%	44.2%	28.4%	20.5%	11%	32.7%	50.0%	23.1%	66.7%	50.0%
Never Heard Of	150	76	74	44	53	27	17	9	120	6	3	8	1
	33.3%	35%	31.9%	65.7%	44.2%	28.4%	20.5%	11%	32.7%	50.0%	23.1%	66.7%	50.0%



Q13. Now we have a list of recycling programs operated by Dakota County. For each program, please indicate if you have heard of it and if you are satisfied or dissatisfied with the program. If you have no opinion or have never heard of the program, that's OK. The first program is The Recycling Zone, County's household hazardous waste collection site. Have you heard of The Recycling Zone, County's household hazardous waste collection site? Have you ever used The Recycling Zone, County's household hazardous waste collection site?

BASE: Total Sample

	GENDER		AGE GROUP					ONLINE MODE	ETHNICITY				AMERICAN INDIAN OR ALASKA NATIVE
	TOTAL	MALE	FEMALE	18-29	30-39	40-54	55-64	65+	WHITE/ CAUCASIAN	BLACK/ AFRICAN AMERICAN	ASIAN	HISPANIC	
Unsure	33	5	28	4	6	7	7	9	25	-	2	1	-
	7.3%	2.3%	12.1%	6.0%	5.0%	7.4%	8.4%	11%	6.8%		15.4%	8.3%	
Prefer not to answer	2	1	1	1	-	1	-	-	-	-	-	1	-
	0.4%	0.5%	0.4%	1.5%		1.1%						8.3%	

Q13. Now we have a list of recycling programs operated by Dakota County. For each program, please indicate if you have heard of it and if you are satisfied or dissatisfied with the program. If you have no opinion or have never heard of the program, that's OK. The first program is The Recycling Zone, County's household hazardous waste collection site. Have you heard of The Recycling Zone, County's household hazardous waste collection site? Have you ever used The Recycling Zone, County's household hazardous waste collection site?

BASE: Total Sample

	TEXT MODE													
	GENDER			AGE GROUP					ETHNICITY					
	TOTAL	MALE	FEMALE	18-29	30-39	40-54	55-64	65+	WHITE/ CAUCASIAN	BLACK/ AFRICAN AMERICAN	ASIAN	HISPANIC	AMERICAN INDIAN OR ALASKA NATIVE	
Total	225	123	102	64	83	52	21	5	180	6	6	6	2	
	100.0	100	100.0	100.0	100.0	100.0	100.0	100	100.0	100.0	100.0	100.0	100.0	
AWARE [NET]	109	66	43	15	42	30	18	4	92	2	2	-	1	
=====	48.4%	54%	42.2%	23.4%	50.6%	57.7%	85.7%	80%	51.1%	33.3%	33.3%		50.0%	
Have Used Program [NET]	75	45	30	8	31	19	14	3	62	1	1	-	1	
=====	33.3%	37%	29.4%	12.5%	37.3%	36.5%	66.7%	60%	34.4%	16.7%	16.7%		50.0%	
Satisfied [NET]	72	42	30	8	29	18	14	3	60	1	1	-	1	
=====	32.0%	34%	29.4%	12.5%	34.9%	34.6%	66.7%	60%	33.3%	16.7%	16.7%		50.0%	
Very satisfied	60	34	26	8	22	16	11	3	51	1	1	-	1	
	26.7%	28%	25.5%	12.5%	26.5%	30.8%	52.4%	60%	28.3%	16.7%	16.7%		50.0%	
Somewhat satisfied	12	8	4	-	7	2	3	-	9	-	-	-	-	
	5.3%	6.5%	3.9%		8.4%	3.8%	14.3%		5.0%					
Dissatisfied [NET]	3	3	-	-	2	1	-	-	2	-	-	-	-	
=====	1.3%	2.4%			2.4%	1.9%			1.1%					
Very dissatisfied	1	1	-	-	1	-	-	-	1	-	-	-	-	
	0.4%	0.8%			1.2%				0.6%					
Somewhat dissatisfied	2	2	-	-	1	1	-	-	1	-	-	-	-	
	0.9%	1.6%			1.2%	1.9%			0.6%					
Have Not Used Program [NET]	34	21	13	7	11	11	4	1	30	1	1	-	-	
=====	15.1%	17%	12.7%	10.9%	13.3%	21.2%	19.0%	20%	16.7%	16.7%	16.7%			
Have Not Used Program	34	21	13	7	11	11	4	1	30	1	1	-	-	
	15.1%	17%	12.7%	10.9%	13.3%	21.2%	19.0%	20%	16.7%	16.7%	16.7%			
UNAWARE [NET]	99	54	45	44	35	18	2	-	79	4	2	4	1	
=====	44.0%	44%	44.1%	68.8%	42.2%	34.6%	9.5%		43.9%	66.7%	33.3%	66.7%	50.0%	
Never Heard Of	99	54	45	44	35	18	2	-	79	4	2	4	1	
	44.0%	44%	44.1%	68.8%	42.2%	34.6%	9.5%		43.9%	66.7%	33.3%	66.7%	50.0%	

Q13. Now we have a list of recycling programs operated by Dakota County. For each program, please indicate if you have heard of it and if you are satisfied or dissatisfied with the program. If you have no opinion or have never heard of the program, that's OK. The first program is The Recycling Zone, County's household hazardous waste collection site. Have you heard of The Recycling Zone, County's household hazardous waste collection site? Have you ever used The Recycling Zone, County's household hazardous waste collection site?

BASE: Total Sample

	GENDER		AGE GROUP					TEXT MODE	ETHNICITY				AMERICAN INDIAN OR ALASKA NATIVE
	TOTAL	MALE	FEMALE	18-29	30-39	40-54	55-64	65+	WHITE/ CAUCASIAN	BLACK/ AFRICAN AMERICAN	ASIAN	HISPANIC	
Unsure	15	2	13	4	6	3	1	1	9	-	2	1	-
	6.7%	1.6%	12.7%	6.2%	7.2%	5.8%	4.8%	20%	5.0%		33.3%	16.7%	
Prefer not to answer	2	1	1	1	-	1	-	-	-	-	-	1	-
	0.9%	0.8%	1.0%	1.6%		1.9%						16.7%	

Q13. Now we have a list of recycling programs operated by Dakota County. For each program, please indicate if you have heard of it and if you are satisfied or dissatisfied with the program. If you have no opinion or have never heard of the program, that's OK. The first program is The Recycling Zone, County's household hazardous waste collection site. Have you heard of The Recycling Zone, County's household hazardous waste collection site? Have you ever used The Recycling Zone, County's household hazardous waste collection site?

BASE: Total Sample

	GENDER			AGE GROUP					EMAIL MODE				ETHNICITY			
	TOTAL	MALE	FEMALE	18-29	30-39	40-54	55-64	65+	WHITE/ CAUCASIAN	BLACK/ AFRICAN AMERICAN	ASIAN	HISPANIC	AMERICAN INDIAN OR ALASKA NATIVE			
Total	225	95	130	3	37	43	62	80	187	6	7	6	-			
	100.0	100	100.0	100.0	100.0	100.0	100.0	100	100.0	100.0	100.0	100.0				
AWARE [NET]	156	70	86	3	19	30	41	63	130	4	6	2	-			
=====	69.3%	74%	66.2%	100%	51.4%	69.8%	66.1%	79%	69.5%	66.7%	85.7%	33.3%				
Have Used Program [NET]	121	59	62	-	11	23	35	52	103	2	4	1	-			
=====	53.8%	62%	47.7%		29.7%	53.5%	56.5%	65%	55.1%	33.3%	57.1%	16.7%				
Satisfied [NET]	116	57	59	-	11	21	35	49	101	-	3	1	-			
=====	51.6%	60%	45.4%		29.7%	48.8%	56.5%	61%	54.0%		42.9%	16.7%				
Very satisfied	98	49	49	-	9	19	30	40	85	-	3	1	-			
	43.6%	52%	37.7%		24.3%	44.2%	48.4%	50%	45.5%		42.9%	16.7%				
Somewhat satisfied	18	8	10	-	2	2	5	9	16	-	-	-	-			
	8.0%	8.4%	7.7%		5.4%	4.7%	8.1%	11%	8.6%							
Dissatisfied [NET]	5	2	3	-	-	2	-	3	2	2	1	-	-			
=====	2.2%	2.1%	2.3%			4.7%		3.8%	1.1%	33.3%	14.3%					
Very dissatisfied	1	1	-	-	-	-	-	1	-	1	-	-	-			
	0.4%	1.1%						1.2%		16.7%						
Somewhat dissatisfied	4	1	3	-	-	2	-	2	2	1	1	-	-			
	1.8%	1.1%	2.3%			4.7%		2.5%	1.1%	16.7%	14.3%					
Have Not Used Program [NET]	35	11	24	3	8	7	6	11	27	2	2	1	-			
=====	15.6%	12%	18.5%	100%	21.6%	16.3%	9.7%	14%	14.4%	33.3%	28.6%	16.7%				
Have Not Used Program	35	11	24	3	8	7	6	11	27	2	2	1	-			
	15.6%	12%	18.5%	100%	21.6%	16.3%	9.7%	14%	14.4%	33.3%	28.6%	16.7%				
UNAWARE [NET]	51	22	29	-	18	9	15	9	41	2	1	4	-			
=====	22.7%	23%	22.3%		48.6%	20.9%	24.2%	11%	21.9%	33.3%	14.3%	66.7%				
Never Heard Of	51	22	29	-	18	9	15	9	41	2	1	4	-			
	22.7%	23%	22.3%		48.6%	20.9%	24.2%	11%	21.9%	33.3%	14.3%	66.7%				

Q13. Now we have a list of recycling programs operated by Dakota County. For each program, please indicate if you have heard of it and if you are satisfied or dissatisfied with the program. If you have no opinion or have never heard of the program, that's OK. The first program is The Recycling Zone, County's household hazardous waste collection site. Have you heard of The Recycling Zone, County's household hazardous waste collection site? Have you ever used The Recycling Zone, County's household hazardous waste collection site?

BASE: Total Sample

	GENDER		AGE GROUP				EMAIL MODE	ETHNICITY					
	TOTAL	MALE	FEMALE	18-29	30-39	40-54	55-64	65+	WHITE/ CAUCASIAN	BLACK/ AFRICAN AMERICAN	ASIAN	HISPANIC	AMERICAN INDIAN OR ALASKA NATIVE
Unsure	18	3	15	-	-	4	6	8	16	-	-	-	-
	8.0%	3.2%	11.5%			9.3%	9.7%	10%	8.6%				

Q13A. Now we have a list of recycling programs operated by Dakota County. For each program, please indicate if you have heard of it and if you are satisfied or dissatisfied with the program. If you have no opinion or have never heard of the program, that's OK. The first program is The Recycling Zone, County's household hazardous waste collection site. Have you heard of The Recycling Zone, County's household hazardous waste collection site? Have you ever used The Recycling Zone, County's household hazardous waste collection site?

BASE: Total Sample

	GENDER			AGE GROUP					RENT/OWN		ETHNICITY				LANGUAGE		
	TOTAL	MALE	FEMALE	18-29	30-39	40-54	55-64	65+	OWN	RENT	WHITE/ CAUCASIAN	BLACK/ AFRICAN AMERICAN	ASIAN	HISPANIC	AMERICAN INDIAN OR ALASKA NATIVE	SPANISH	ENGLISH
Total	558	267	291	67	136	137	117	101	445	79	454	14	14	25	3	15	543
	100.0	100	100.0	100.0	100.0	100.0	100.0	100	100	100	100.0	100.0	100.0	100.0	100.0	100.0	100.0
AWARE [NET]	364	176	188	20	71	99	89	85	310	40	309	6	10	6	2	4	360
=====	65.2%	66%	64.6%	29.9%	52.2%	72.3%	76.1%	84%	70%	51%	68.1%	42.9%	71.4%	24.0%	66.7%	26.7%	66.3%
Have Used Program [NET]	271	138	133	10	46	71	73	71	239	24	232	3	7	2	1	1	270
=====	74.5%	78%	70.7%	50.0%	64.8%	71.7%	82.0%	84%	77%	60%	75.1%	50.0%	70.0%	33.3%	50.0%	25.0%	75.0%
Satisfied [NET]	260	133	127	10	43	68	71	68	230	24	227	1	6	2	1	1	259
=====	95.9%	96%	95.5%	100%	93.5%	95.8%	97.3%	96%	96%	100%	97.8%	33.3%	85.7%	100.0%	100.0%	100.0%	95.9%
Very satisfied	213	110	103	10	32	57	57	57	189	18	186	1	6	2	1	1	212
	81.9%	83%	81.1%	100%	74.4%	83.8%	80.3%	84%	82%	75%	81.9%	100.0%	100%	100.0%	100.0%	100.0%	81.9%
Somewhat satisfied	47	23	24	-	11	11	14	11	41	6	41	-	-	-	-	-	47
	18.1%	17%	18.9%		25.6%	16.2%	19.7%	16%	18%	25%	18.1%						18.1%
Dissatisfied [NET]	11	5	6	-	3	3	2	3	9	-	5	2	1	-	-	-	11
=====	4.1%	3.6%	4.5%		6.5%	4.2%	2.7%	4.2%	3.8%		2.2%	66.7%	14.3%				4.1%
Very dissatisfied	2	2	-	-	1	-	-	1	2	-	1	1	-	-	-	-	2
	18.2%	40%			33.3%			33%	22%		20.0%	50.0%					18.2%
Somewhat dissatisfied	9	3	6	-	2	3	2	2	7	-	4	1	1	-	-	-	9
	81.8%	60%	100.0%		66.7%	100%	100%	67%	78%		80.0%	50.0%	100%				81.8%
Have Not Used Program [NET]	93	38	55	10	25	28	16	14	71	16	77	3	3	4	1	3	90
=====	25.5%	22%	29.3%	50.0%	35.2%	28.3%	18.0%	16%	23%	40%	24.9%	50.0%	30.0%	66.7%	50.0%	75.0%	25.0%
Have Not Used Program	93	38	55	10	25	28	16	14	71	16	77	3	3	4	1	3	90
	100%	100%	100.0%	100%	100%	100%	100%	100%	100%	100%	100.0%	100.0%	100%	100.0%	100.0%	100.0%	100.0%
UNAWARE [NET]	194	91	103	47	65	38	28	16	135	39	145	8	4	19	1	11	183
=====	34.8%	34%	35.4%	70.1%	47.8%	27.7%	23.9%	16%	30%	49%	31.9%	57.1%	28.6%	76.0%	33.3%	73.3%	33.7%
Never Heard Of	194	91	103	47	65	38	28	16	135	39	145	8	4	19	1	11	183
	100%	100%	100.0%	100%	100%	100%	100%	100%	100%	100%	100.0%	100.0%	100%	100.0%	100.0%	100.0%	100.0%



Q13A. Now we have a list of recycling programs operated by Dakota County. For each program, please indicate if you have heard of it and if you are satisfied or dissatisfied with the program. If you have no opinion or have never heard of the program, that's OK. The first program is The Recycling Zone, County's household hazardous waste collection site. Have you heard of The Recycling Zone, County's household hazardous waste collection site? Have you ever used The Recycling Zone, County's household hazardous waste collection site?

BASE: Total Sample

	GEOGRAPHIC															
	APPLE		BURNSVILLE	EAGAN	FARMINGTON	LAKEVILLE	LILYDALE	HASTINGS	INVER GROVE HEIGHTS		MENDOTA		SOUTH ST. PAUL	SUNFISH LAKE	WEST ST. PAUL	RURAL/ UNINCORPORATED
TOTAL	VALLEY	MENDOTA							HEIGHTS	ROSEMOUNT	ROSEMOUNT	ST. PAUL				
Total	558	72	76	90	28	77	1	32	43	-	26	27	29	2	30	22
	100.0	100.0	100.0	100.0	100.0	100.0	100.0	100.0	100.0	100.0	100.0	100.0	100.0	100.0	100.0	100.0
AWARE [NET]	364	45	48	63	21	50	1	21	27	-	13	20	20	2	17	15
=====	65.2%	62.5%	63.2%	70.0%	75.0%	64.9%	100.0%	65.6%	62.8%	50.0%	74.1%	69.0%	100.0%	56.7%	68.2%	
Have Used Program [NET]	271	35	34	47	14	40	1	13	18	-	10	18	14	2	12	13
=====	74.5%	77.8%	70.8%	74.6%	66.7%	80.0%	100.0%	61.9%	66.7%	76.9%	90.0%	70.0%	100.0%	70.6%	86.7%	
Satisfied [NET]	260	35	34	44	13	39	1	13	17	-	9	16	14	1	11	13
=====	95.9%	100.0%	100.0%	93.6%	92.9%	97.5%	100.0%	100.0%	94.4%	90.0%	88.9%	100.0%	50.0%	91.7%	100.0%	
Very satisfied	213	30	27	38	11	31	1	11	12	-	7	16	10	-	9	10
	81.9%	85.7%	79.4%	86.4%	84.6%	79.5%	100.0%	84.6%	70.6%	77.8%	100.0%	71.4%		81.8%	76.9%	
Somewhat satisfied	47	5	7	6	2	8	-	2	5	-	2	-	4	1	2	3
	18.1%	14.3%	20.6%	13.6%	15.4%	20.5%		15.4%	29.4%	22.2%		28.6%	100.0%	18.2%	23.1%	
Dissatisfied [NET]	11	-	-	3	1	1	-	-	1	-	1	2	-	1	1	-
=====	4.1%		6.4%	3.3%	7.1%	2.5%		5.6%	2.3%	10.0%	11.1%		50.0%	8.3%		
Very dissatisfied	2	-	-	1	-	-	-	-	1	-	-	-	-	-	-	-
	18.2%		33.3%					100.0%								
Somewhat dissatisfied	9	-	-	2	1	1	-	-	-	-	1	2	-	1	1	-
	81.8%		66.7%	100.0%	100.0%	100.0%				100.0%	100.0%		100.0%	100.0%		
Have Not Used Program [NET]	93	10	14	16	7	10	-	8	9	-	3	2	6	-	5	2
=====	25.5%	22.2%	29.2%	25.4%	33.3%	20.0%		38.1%	33.3%	23.1%	10.0%	30.0%		29.4%	13.3%	
Have Not Used Program	93	10	14	16	7	10	-	8	9	-	3	2	6	-	5	2
	100%	100.0%	100.0%	100%	100.0%	100.0%		100.0%	100.0%	100.0%	100.0%	100.0%		100.0%	100.0%	
UNAWARE [NET]	194	27	28	27	7	27	-	11	16	-	13	7	9	-	13	7
=====	34.8%	37.5%	36.8%	30.0%	25.0%	35.1%		34.4%	37.2%	50.0%	25.9%	31.0%		43.3%	31.8%	
Never Heard Of	194	27	28	27	7	27	-	11	16	-	13	7	9	-	13	7
	100%	100.0%	100.0%	100%	100.0%	100.0%		100.0%	100.0%	100.0%	100.0%	100.0%		100.0%	100.0%	



Q13A. Now we have a list of recycling programs operated by Dakota County. For each program, please indicate if you have heard of it and if you are satisfied or dissatisfied with the program. If you have no opinion or have never heard of the program, that's OK. The first program is The Recycling Zone, County's household hazardous waste collection site. Have you heard of The Recycling Zone, County's household hazardous waste collection site? Have you ever used The Recycling Zone, County's household hazardous waste collection site?

BASE: Total Sample

	SURVEY TYPE						
	TOTAL	PHONE	LANDLINE	MOBILE	ONLINE	TEXT	EMAIL
Total	558	143	55	88	415	208	207
	100.0	100.0	100.0	100.0	100.0	100	100.0
AWARE [NET]	364	99	41	58	265	109	156
=====	65.2%	69.2%	74.5%	65.9%	63.9%	52%	75.4%
Have Used Program [NET]	271	75	37	38	196	75	121
=====	74.5%	75.8%	90.2%	65.5%	74.0%	69%	77.6%
Satisfied [NET]	260	72	36	36	188	72	116
=====	95.9%	96.0%	97.3%	94.7%	95.9%	96%	95.9%
Very satisfied	213	55	30	25	158	60	98
	81.9%	76.4%	83.3%	69.4%	84.0%	83%	84.5%
Somewhat satisfied	47	17	6	11	30	12	18
	18.1%	23.6%	16.7%	30.6%	16.0%	17%	15.5%
Dissatisfied [NET]	11	3	1	2	8	3	5
=====	4.1%	4.0%	2.7%	5.3%	4.1%	4.0%	4.1%
Very dissatisfied	2	-	-	-	2	1	1
	18.2%				25.0%	33%	20.0%
Somewhat dissatisfied	9	3	1	2	6	2	4
	81.8%	100%	100.0%	100.0%	75.0%	67%	80.0%
Have Not Used Program [NET]	93	24	4	20	69	34	35
=====	25.5%	24.2%	9.8%	34.5%	26.0%	31%	22.4%
Have Not Used Program	93	24	4	20	69	34	35
	100%	100%	100.0%	100.0%	100.0%	100%	100%
UNAWARE [NET]	194	44	14	30	150	99	51
=====	34.8%	30.8%	25.5%	34.1%	36.1%	48%	24.6%
Never Heard Of	194	44	14	30	150	99	51
	100%	100%	100.0%	100.0%	100.0%	100%	100%

Q13A. Now we have a list of recycling programs operated by Dakota County. For each program, please indicate if you have heard of it and if you are satisfied or dissatisfied with the program. If you have no opinion or have never heard of the program, that's OK. The first program is The Recycling Zone, County's household hazardous waste collection site. Have you heard of The Recycling Zone, County's household hazardous waste collection site? Have you ever used The Recycling Zone, County's household hazardous waste collection site?

BASE: Total Sample

	GENDER			AGE GROUP					PHONE MODE				ETHNICITY		
	TOTAL	MALE	FEMALE	18-29	30-39	40-54	55-64	65+	WHITE/ CAUCASIAN	BLACK/ AFRICAN AMERICAN	ASIAN	HISPANIC	AMERICAN INDIAN OR ALASKA NATIVE		
Total	143	55	88	5	22	50	41	25	112	2	3	15	1		
	100.0	100	100.0	100.0	100.0	100.0	100.0	100	100.0	100.0	100.0	100.0	100.0		
AWARE [NET]	99	40	59	2	10	39	30	18	87	-	2	4	1		
=====	69.2%	73%	67.0%	40.0%	45.5%	78.0%	73.2%	72%	77.7%		66.7%	26.7%	100.0%		
Have Used Program [NET]	75	34	41	2	4	29	24	16	67	-	2	1	-		
=====	75.8%	85%	69.5%	100%	40.0%	74.4%	80.0%	89%	77.0%		100%	25.0%	-		
Satisfied [NET]	72	34	38	2	3	29	22	16	66	-	2	1	-		
=====	96.0%	100%	92.7%	100%	75.0%	100%	91.7%	100%	98.5%		100%	100.0%	-		
Very satisfied	55	27	28	2	1	22	16	14	50	-	2	1	-		
	76.4%	79%	73.7%	100%	33.3%	75.9%	72.7%	88%	75.8%		100%	100.0%	-		
Somewhat satisfied	17	7	10	-	2	7	6	2	16	-	-	-	-		
	23.6%	21%	26.3%		66.7%	24.1%	27.3%	12%	24.2%				-		
Dissatisfied [NET]	3	-	3	-	1	-	2	-	1	-	-	-	-		
=====	4.0%		7.3%		25.0%		8.3%		1.5%				-		
Somewhat dissatisfied	3	-	3	-	1	-	2	-	1	-	-	-	-		
	100%		100.0%		100%		100%		100.0%				-		
Have Not Used Program [NET]	24	6	18	-	6	10	6	2	20	-	-	3	1		
=====	24.2%	15%	30.5%		60.0%	25.6%	20.0%	11%	23.0%			75.0%	100.0%		
Have Not Used Program	24	6	18	-	6	10	6	2	20	-	-	3	1		
	100%	100%	100.0%		100%	100%	100%	100%	100.0%			100.0%	100.0%		
UNAWARE [NET]	44	15	29	3	12	11	11	7	25	2	1	11	-		
=====	30.8%	27%	33.0%	60.0%	54.5%	22.0%	26.8%	28%	22.3%	100.0%	33.3%	73.3%	-		
Never Heard Of	44	15	29	3	12	11	11	7	25	2	1	11	-		
	100%	100%	100.0%	100%	100%	100%	100%	100%	100.0%	100.0%	100%	100.0%	-		

Q13A. Now we have a list of recycling programs operated by Dakota County. For each program, please indicate if you have heard of it and if you are satisfied or dissatisfied with the program. If you have no opinion or have never heard of the program, that's OK. The first program is The Recycling Zone, County's household hazardous waste collection site. Have you heard of The Recycling Zone, County's household hazardous waste collection site? Have you ever used The Recycling Zone, County's household hazardous waste collection site?

BASE: Total Sample

	GENDER			AGE GROUP					LANDLINE MODE				ETHNICITY		
	TOTAL	MALE	FEMALE	18-29	30-39	40-54	55-64	65+	WHITE/ CAUCASIAN	BLACK/ AFRICAN AMERICAN	ASIAN	HISPANIC	AMERICAN INDIAN OR ALASKA NATIVE		
Total	55	16	39	-	9	9	17	20	47	-	2	2	-		
	100.0	100	100.0		100.0	100.0	100.0	100	100.0		100.0	100.0			
AWARE [NET]	41	15	26	-	4	9	13	15	35	-	2	1	-		
=====	74.5%	94%	66.7%		44.4%	100%	76.5%	75%	74.5%		100%	50.0%			
Have Used Program [NET]	37	14	23	-	4	7	12	14	32	-	2	-	-		
=====	90.2%	93%	88.5%		100%	77.8%	92.3%	93%	91.4%		100%				
Satisfied [NET]	36	14	22	-	3	7	12	14	32	-	2	-	-		
=====	97.3%	100%	95.7%		75.0%	100%	100%	100%	100.0%		100%				
Very satisfied	30	13	17	-	1	7	10	12	26	-	2	-	-		
	83.3%	93%	77.3%		33.3%	100%	83.3%	86%	81.2%		100%				
Somewhat satisfied	6	1	5	-	2	-	2	2	6	-	-	-	-		
	16.7%	7.1%	22.7%		66.7%		16.7%	14%	18.8%						
Dissatisfied [NET]	1	-	1	-	1	-	-	-	-	-	-	-	-		
=====	2.7%		4.3%		25.0%										
Somewhat dissatisfied	1	-	1	-	1	-	-	-	-	-	-	-	-		
	100%		100.0%		100%										
Have Not Used Program [NET]	4	1	3	-	-	2	1	1	3	-	-	1	-		
=====	9.8%	6.7%	11.5%			22.2%	7.7%	6.7%	8.6%			100.0%			
Have Not Used Program	4	1	3	-	-	2	1	1	3	-	-	1	-		
	100%	100%	100.0%			100%	100%	100%	100.0%			100.0%			
UNAWARE [NET]	14	1	13	-	5	-	4	5	12	-	-	1	-		
=====	25.5%	6.2%	33.3%		55.6%		23.5%	25%	25.5%			50.0%			
Never Heard Of	14	1	13	-	5	-	4	5	12	-	-	1	-		
	100%	100%	100.0%		100%		100%	100%	100.0%			100.0%			



Q13A. Now we have a list of recycling programs operated by Dakota County. For each program, please indicate if you have heard of it and if you are satisfied or dissatisfied with the program. If you have no opinion or have never heard of the program, that's OK. The first program is The Recycling Zone, County's household hazardous waste collection site. Have you heard of The Recycling Zone, County's household hazardous waste collection site? Have you ever used The Recycling Zone, County's household hazardous waste collection site?

BASE: Total Sample

	GENDER		AGE GROUP						CELL-PHONE MODE				ETHNICITY		
	TOTAL	MALE	FEMALE	18-29	30-39	40-54	55-64	65+	WHITE/ CAUCASIAN	BLACK/ AFRICAN AMERICAN	ASIAN	HISPANIC	AMERICAN INDIAN OR ALASKA NATIVE		
Total	88	39	49	5	13	41	24	5	65	2	1	13	1		
	100.0	100	100.0	100.0	100.0	100.0	100.0	100	100.0	100.0	100.0	100.0	100.0		
AWARE [NET]	58	25	33	2	6	30	17	3	52	-	-	3	1		
=====	65.9%	64%	67.3%	40.0%	46.2%	73.2%	70.8%	60%	80.0%			23.1%	100.0%		
Have Used Program [NET]	38	20	18	2	-	22	12	2	35	-	-	1	-		
=====	65.5%	80%	54.5%	100%		73.3%	70.6%	67%	67.3%			33.3%			
Satisfied [NET]	36	20	16	2	-	22	10	2	34	-	-	1	-		
=====	94.7%	100%	88.9%	100%		100%	83.3%	100%	97.1%			100.0%			
Very satisfied	25	14	11	2	-	15	6	2	24	-	-	1	-		
	69.4%	70%	68.8%	100%		68.2%	60.0%	100%	70.6%			100.0%			
Somewhat satisfied	11	6	5	-	-	7	4	-	10	-	-	-	-		
	30.6%	30%	31.2%			31.8%	40.0%		29.4%						
Dissatisfied [NET]	2	-	2	-	-	-	2	-	1	-	-	-	-		
=====	5.3%		11.1%				16.7%		2.9%						
Somewhat dissatisfied	2	-	2	-	-	-	2	-	1	-	-	-	-		
	100%		100.0%				100%		100.0%						
Have Not Used Program [NET]	20	5	15	-	6	8	5	1	17	-	-	2	1		
=====	34.5%	20%	45.5%		100%	26.7%	29.4%	33%	32.7%			66.7%	100.0%		
Have Not Used Program	20	5	15	-	6	8	5	1	17	-	-	2	1		
	100%	100%	100.0%		100%	100%	100%	100%	100.0%			100.0%	100.0%		
UNAWARE [NET]	30	14	16	3	7	11	7	2	13	2	1	10	-		
=====	34.1%	36%	32.7%	60.0%	53.8%	26.8%	29.2%	40%	20.0%	100.0%	100%	76.9%			
Never Heard Of	30	14	16	3	7	11	7	2	13	2	1	10	-		
	100%	100%	100.0%	100%	100%	100%	100%	100%	100.0%	100.0%	100%	100.0%			

Q13A. Now we have a list of recycling programs operated by Dakota County. For each program, please indicate if you have heard of it and if you are satisfied or dissatisfied with the program. If you have no opinion or have never heard of the program, that's OK. The first program is The Recycling Zone, County's household hazardous waste collection site. Have you heard of The Recycling Zone, County's household hazardous waste collection site? Have you ever used The Recycling Zone, County's household hazardous waste collection site?

BASE: Total Sample

	GENDER		AGE GROUP				ONLINE MODE			ETHNICITY			
	TOTAL	MALE	FEMALE	18-29	30-39	40-54	55-64	65+	WHITE/ CAUCASIAN	BLACK/ AFRICAN AMERICAN	ASIAN	HISPANIC	AMERICAN INDIAN OR ALASKA NATIVE
Total	415	212	203	62	114	87	76	76	342	12	11	10	2
	100.0	100	100.0	100.0	100.0	100.0	100.0	100	100.0	100.0	100.0	100.0	100.0
AWARE [NET]	265	136	129	18	61	60	59	67	222	6	8	2	1
=====	63.9%	64%	63.5%	29.0%	53.5%	69.0%	77.6%	88%	64.9%	50.0%	72.7%	20.0%	50.0%
Have Used Program [NET]	196	104	92	8	42	42	49	55	165	3	5	1	1
=====	74.0%	76%	71.3%	44.4%	68.9%	70.0%	83.1%	82%	74.3%	50.0%	62.5%	50.0%	100.0%
Satisfied [NET]	188	99	89	8	40	39	49	52	161	1	4	1	1
=====	95.9%	95%	96.7%	100%	95.2%	92.9%	100%	95%	97.6%	33.3%	80.0%	100.0%	100.0%
Very satisfied	158	83	75	8	31	35	41	43	136	1	4	1	1
	84.0%	84%	84.3%	100%	77.5%	89.7%	83.7%	83%	84.5%	100.0%	100%	100.0%	100.0%
Somewhat satisfied	30	16	14	-	9	4	8	9	25	-	-	-	-
	16.0%	16%	15.7%		22.5%	10.3%	16.3%	17%	15.5%				
Dissatisfied [NET]	8	5	3	-	2	3	-	3	4	2	1	-	-
=====	4.1%	4.8%	3.3%		4.8%	7.1%		5.5%	2.4%	66.7%	20.0%		
Very dissatisfied	2	2	-	-	1	-	-	1	1	1	-	-	-
	25.0%	40%			50.0%			33%	25.0%	50.0%			
Somewhat dissatisfied	6	3	3	-	1	3	-	2	3	1	1	-	-
	75.0%	60%	100.0%		50.0%	100%		67%	75.0%	50.0%	100%		
Have Not Used Program [NET]	69	32	37	10	19	18	10	12	57	3	3	1	-
=====	26.0%	24%	28.7%	55.6%	31.1%	30.0%	16.9%	18%	25.7%	50.0%	37.5%	50.0%	
Have Not Used Program	69	32	37	10	19	18	10	12	57	3	3	1	-
	100%	100%	100.0%	100%	100%	100%	100%	100%	100.0%	100.0%	100%	100.0%	
UNAWARE [NET]	150	76	74	44	53	27	17	9	120	6	3	8	1
=====	36.1%	36%	36.5%	71.0%	46.5%	31.0%	22.4%	12%	35.1%	50.0%	27.3%	80.0%	50.0%
Never Heard Of	150	76	74	44	53	27	17	9	120	6	3	8	1
	100%	100%	100.0%	100%	100%	100%	100%	100%	100.0%	100.0%	100%	100.0%	100.0%

Q13A. Now we have a list of recycling programs operated by Dakota County. For each program, please indicate if you have heard of it and if you are satisfied or dissatisfied with the program. If you have no opinion or have never heard of the program, that's OK. The first program is The Recycling Zone, County's household hazardous waste collection site. Have you heard of The Recycling Zone, County's household hazardous waste collection site? Have you ever used The Recycling Zone, County's household hazardous waste collection site?

BASE: Total Sample

	GENDER		AGE GROUP				TEXT MODE			ETHNICITY			
	TOTAL	MALE	FEMALE	18-29	30-39	40-54	55-64	65+	WHITE/ CAUCASIAN	BLACK/ AFRICAN AMERICAN	ASIAN	HISPANIC	AMERICAN INDIAN OR ALASKA NATIVE
Total	208	120	88	59	77	48	20	4	171	6	4	4	2
	100.0	100	100.0	100.0	100.0	100.0	100.0	100	100.0	100.0	100.0	100.0	100.0
AWARE [NET]	109	66	43	15	42	30	18	4	92	2	2	-	1
=====	52.4%	55%	48.9%	25.4%	54.5%	62.5%	90.0%	100%	53.8%	33.3%	50.0%		50.0%
Have Used Program [NET]	75	45	30	8	31	19	14	3	62	1	1	-	1
=====	68.8%	68%	69.8%	53.3%	73.8%	63.3%	77.8%	75%	67.4%	50.0%	50.0%		100.0%
Satisfied [NET]	72	42	30	8	29	18	14	3	60	1	1	-	1
=====	96.0%	93%	100.0%	100%	93.5%	94.7%	100%	100%	96.8%	100.0%	100%		100.0%
Very satisfied	60	34	26	8	22	16	11	3	51	1	1	-	1
	83.3%	81%	86.7%	100%	75.9%	88.9%	78.6%	100%	85.0%	100.0%	100%		100.0%
Somewhat satisfied	12	8	4	-	7	2	3	-	9	-	-	-	-
	16.7%	19%	13.3%		24.1%	11.1%	21.4%		15.0%				
Dissatisfied [NET]	3	3	-	-	2	1	-	-	2	-	-	-	-
=====	4.0%	6.7%			6.5%	5.3%			3.2%				
Very dissatisfied	1	1	-	-	1	-	-	-	1	-	-	-	-
	33.3%	33%			50.0%				50.0%				
Somewhat dissatisfied	2	2	-	-	1	1	-	-	1	-	-	-	-
	66.7%	67%			50.0%	100%			50.0%				
Have Not Used Program [NET]	34	21	13	7	11	11	4	1	30	1	1	-	-
=====	31.2%	32%	30.2%	46.7%	26.2%	36.7%	22.2%	25%	32.6%	50.0%	50.0%		
Have Not Used Program	34	21	13	7	11	11	4	1	30	1	1	-	-
	100%	100%	100.0%	100%	100%	100%	100%	100%	100.0%	100.0%	100%		
UNAWARE [NET]	99	54	45	44	35	18	2	-	79	4	2	4	1
=====	47.6%	45%	51.1%	74.6%	45.5%	37.5%	10.0%		46.2%	66.7%	50.0%	100.0%	50.0%
Never Heard Of	99	54	45	44	35	18	2	-	79	4	2	4	1
	100%	100%	100.0%	100%	100%	100%	100%		100.0%	100.0%	100%	100.0%	100.0%

Q13A. Now we have a list of recycling programs operated by Dakota County. For each program, please indicate if you have heard of it and if you are satisfied or dissatisfied with the program. If you have no opinion or have never heard of the program, that's OK. The first program is The Recycling Zone, County's household hazardous waste collection site. Have you heard of The Recycling Zone, County's household hazardous waste collection site? Have you ever used The Recycling Zone, County's household hazardous waste collection site?

BASE: Total Sample

	GENDER			AGE GROUP					ETHNICITY				AMERICAN INDIAN OR ALASKA NATIVE
	TOTAL	MALE	FEMALE	18-29	30-39	40-54	55-64	65+	WHITE/	BLACK/	ASIAN	HISPANIC	
									CAUCASIAN	AFRICAN AMERICAN			
Total	207	92	115	3	37	39	56	72	171	6	7	6	-
	100.0	100	100.0	100.0	100.0	100.0	100.0	100	100.0	100.0	100.0	100.0	-
AWARE [NET]	156	70	86	3	19	30	41	63	130	4	6	2	-
=====	75.4%	76%	74.8%	100%	51.4%	76.9%	73.2%	88%	76.0%	66.7%	85.7%	33.3%	-
Have Used Program [NET]	121	59	62	-	11	23	35	52	103	2	4	1	-
=====	77.6%	84%	72.1%		57.9%	76.7%	85.4%	83%	79.2%	50.0%	66.7%	50.0%	-
Satisfied [NET]	116	57	59	-	11	21	35	49	101	-	3	1	-
=====	95.9%	97%	95.2%		100%	91.3%	100%	94%	98.1%		75.0%	100.0%	-
Very satisfied	98	49	49	-	9	19	30	40	85	-	3	1	-
	84.5%	86%	83.1%		81.8%	90.5%	85.7%	82%	84.2%		100%	100.0%	-
Somewhat satisfied	18	8	10	-	2	2	5	9	16	-	-	-	-
	15.5%	14%	16.9%		18.2%	9.5%	14.3%	18%	15.8%				-
Dissatisfied [NET]	5	2	3	-	-	2	-	3	2	2	1	-	-
=====	4.1%	3.4%	4.8%			8.7%		5.8%	1.9%	100.0%	25.0%		-
Very dissatisfied	1	1	-	-	-	-	-	1	-	1	-	-	-
	20.0%	50%						33%		50.0%			-
Somewhat dissatisfied	4	1	3	-	-	2	-	2	2	1	1	-	-
	80.0%	50%	100.0%			100%		67%	100.0%	50.0%	100%		-
Have Not Used Program [NET]	35	11	24	3	8	7	6	11	27	2	2	1	-
=====	22.4%	16%	27.9%	100%	42.1%	23.3%	14.6%	17%	20.8%	50.0%	33.3%	50.0%	-
Have Not Used Program	35	11	24	3	8	7	6	11	27	2	2	1	-
	100%	100%	100.0%	100%	100%	100%	100%	100%	100.0%	100.0%	100%	100.0%	-
UNAWARE [NET]	51	22	29	-	18	9	15	9	41	2	1	4	-
=====	24.6%	24%	25.2%		48.6%	23.1%	26.8%	12%	24.0%	33.3%	14.3%	66.7%	-
Never Heard Of	51	22	29	-	18	9	15	9	41	2	1	4	-
	100%	100%	100.0%		100%	100%	100%	100%	100.0%	100.0%	100%	100.0%	-



Q14. Why are you dissatisfied with the Recycling Zone?
 BASE: ASK ONLY OF THOSE WHO ANSWERED "DISSATISFIED" TO Q13

	GENDER			AGE GROUP					RENT/OWN		ETHNICITY				LANGUAGE		
	TOTAL	MALE	FEMALE	18-29	30-39	40-54	55-64	65+	OWN	RENT	WHITE/ CAUCASIAN	BLACK/ AFRICAN AMERICAN	ASIAN	HISPANIC	AMERICAN INDIAN OR ALASKA NATIVE	SPANISH	ENGLISH
Total	11	5	6	-	3	3	2	3	9	-	5	2	1	-	-	-	11
	100.0	100	100.0		100.0	100.0	100.0	100	100		100.0	100.0	100.0				100.0
Easier access to locations	2	-	2	-	-	-	1	1	1	-	2	-	-	-	-	-	2
	18.2%		33.3%				50.0%	33%	11%		40.0%						18.2%
Takes time/Times are not convenient	2	-	2	-	-	1	1	-	2	-	1	-	-	-	-	-	2
	18.2%		33.3%			33.3%	50.0%		22%		20.0%						18.2%
Cost/Should not be charged	2	1	1	-	1	1	-	-	2	-	1	-	-	-	-	-	2
	18.2%	20%	16.7%		33.3%	33.3%			22%		20.0%						18.2%
Other	5	4	1	-	2	1	-	2	4	-	1	2	1	-	-	-	5
	45.5%	80%	16.7%		66.7%	33.3%		67%	44%		20.0%	100.0%	100%				45.5%

Q14. Why are you dissatisfied with the Recycling Zone?
 BASE: ASK ONLY OF THOSE WHO ANSWERED "DISSATISFIED" TO Q13

	TOTAL	GEOGRAPHIC														
		APPLE VALLEY	BURNSVILLE	EAGAN	FARMINGTON	LAKEVILLE	LILYDALE	HASTINGS	INVER GROVE HEIGHTS	MENDOTA MENDOTA	HEIGHTS	ROSEMOUNT	SOUTH ST. PAUL	SUNFISH LAKE	WEST ST. PAUL	RURAL/ UNINCORPORATED
Total	11 100.0	-	-	3 100.0	1 100.0	1 100.0	-	-	1 100.0	-	1 100.0	2 100.0	-	1 100.0	1 100.0	-
Easier access to locations	2 18.2%	-	-	-	1 100.0%	-	-	-	-	-	1 100.0%	-	-	-	-	-
Takes time/Times are not convenient	2 18.2%	-	-	1 33.3%	-	-	-	-	-	-	-	1 50.0%	-	-	-	-
Cost/Should not be charged	2 18.2%	-	-	-	-	-	-	-	-	-	-	1 50.0%	-	-	1 100.0%	-
Other	5 45.5%	-	-	2 66.7%	-	1 100.0%	-	-	1 100.0%	-	-	-	-	1 100.0%	-	-

Q14. Why are you dissatisfied with the Recycling Zone?
 BASE: ASK ONLY OF THOSE WHO ANSWERED "DISSATISFIED" TO Q13

	SURVEY TYPE						
	TOTAL	PHONE	LANDLINE	MOBILE	ONLINE	TEXT	EMAIL
Total	11	3	1	2	8	3	5
	100.0	100.0	100.0	100.0	100.0	100	100.0
Easier access to locations	2	1	-	1	1	-	1
	18.2%	33.3%		50.0%	12.5%		20.0%
Takes time/Times are not convenient	2	1	-	1	1	-	1
	18.2%	33.3%		50.0%	12.5%		20.0%
Cost/Should not be charged	2	1	1	-	1	1	-
	18.2%	33.3%	100.0%		12.5%	33%	
Other	5	-	-	-	5	2	3
	45.5%				62.5%	67%	60.0%

Q14. Why are you dissatisfied with the Recycling Zone?
 BASE: ASK ONLY OF THOSE WHO ANSWERED "DISSATISFIED" TO Q13

	GENDER		AGE GROUP				PHONE MODE	ETHNICITY					
	TOTAL	MALE	FEMALE	18-29	30-39	40-54	55-64	65+	WHITE/ CAUCASIAN	BLACK/ AFRICAN AMERICAN	ASIAN	HISPANIC	AMERICAN INDIAN OR ALASKA NATIVE
Total	3	-	3	-	1	-	2	-	1	-	-	-	-
	100.0		100.0		100.0		100.0		100.0				
Easier access to locations	1	-	1	-	-	-	1	-	1	-	-	-	-
	33.3%		33.3%				50.0%		100.0%				
Takes time/Times are not convenient	1	-	1	-	-	-	1	-	-	-	-	-	-
	33.3%		33.3%				50.0%						
Cost/Should not be charged	1	-	1	-	1	-	-	-	-	-	-	-	-
	33.3%		33.3%		100%								

Q14. Why are you dissatisfied with the Recycling Zone?
 BASE: ASK ONLY OF THOSE WHO ANSWERED "DISSATISFIED" TO Q13

	GENDER		AGE GROUP					LANDLINE MODE	ETHNICITY				AMERICAN INDIAN OR ALASKA NATIVE
	TOTAL	MALE	FEMALE	18-29	30-39	40-54	55-64	65+	WHITE/ CAUCASIAN	BLACK/ AFRICAN AMERICAN	ASIAN	HISPANIC	
Total	1	-	1	-	1	-	-	-	-	-	-	-	-
	100.0		100.0		100.0								
Cost/Should not be charged	1	-	1	-	1	-	-	-	-	-	-	-	-
	100%		100.0%		100%								

Q14. Why are you dissatisfied with the Recycling Zone?
 BASE: ASK ONLY OF THOSE WHO ANSWERED "DISSATISFIED" TO Q13

	GENDER		AGE GROUP					CELL-PHONE MODE	ETHNICITY				AMERICAN INDIAN OR ALASKA NATIVE
	TOTAL	MALE	FEMALE	18-29	30-39	40-54	55-64	65+	WHITE/ CAUCASIAN	BLACK/ AFRICAN AMERICAN	ASIAN	HISPANIC	
Total	2	-	2	-	-	-	2	-	1	-	-	-	-
	100.0		100.0				100.0		100.0				
Easier access to locations	1	-	1	-	-	-	1	-	1	-	-	-	-
	50.0%		50.0%				50.0%		100.0%				
Takes time/Times are not convenient	1	-	1	-	-	-	1	-	-	-	-	-	-
	50.0%		50.0%				50.0%						

Q14. Why are you dissatisfied with the Recycling Zone?
 BASE: ASK ONLY OF THOSE WHO ANSWERED "DISSATISFIED" TO Q13

	GENDER			AGE GROUP					ONLINE MODE	ETHNICITY			
	TOTAL	MALE	FEMALE	18-29	30-39	40-54	55-64	65+	WHITE/ CAUCASIAN	BLACK/ AFRICAN AMERICAN	ASIAN	HISPANIC	AMERICAN INDIAN OR ALASKA NATIVE
Total	8	5	3	-	2	3	-	3	4	2	1	-	-
	100.0	100	100.0		100.0	100.0		100	100.0	100.0	100.0		
Easier access to locations	1	-	1	-	-	-	-	1	1	-	-	-	-
	12.5%		33.3%					33%	25.0%				
Takes time/Times are not convenient	1	-	1	-	-	1	-	-	1	-	-	-	-
	12.5%		33.3%			33.3%			25.0%				
Cost/Should not be charged	1	1	-	-	-	1	-	-	1	-	-	-	-
	12.5%	20%				33.3%			25.0%				
Other	5	4	1	-	2	1	-	2	1	2	1	-	-
	62.5%	80%	33.3%		100%	33.3%		67%	25.0%	100.0%	100%		

Q14. Why are you dissatisfied with the Recycling Zone?
 BASE: ASK ONLY OF THOSE WHO ANSWERED "DISSATISFIED" TO Q13

	GENDER		AGE GROUP					TEXT MODE	ETHNICITY				
	TOTAL	MALE	FEMALE	18-29	30-39	40-54	55-64	65+	WHITE/ CAUCASIAN	BLACK/ AFRICAN AMERICAN	ASIAN	HISPANIC	AMERICAN INDIAN OR ALASKA NATIVE
Total	3	3	-	-	2	1	-	-	2	-	-	-	-
	100.0	100			100.0	100.0			100.0				
Cost/Should not be charged	1	1	-	-	-	1	-	-	1	-	-	-	-
	33.3%	33%				100%			50.0%				
Other	2	2	-	-	2	-	-	-	1	-	-	-	-
	66.7%	67%			100%				50.0%				

Q14. Why are you dissatisfied with the Recycling Zone?
 BASE: ASK ONLY OF THOSE WHO ANSWERED "DISSATISFIED" TO Q13

	GENDER		AGE GROUP					EMAIL MODE	ETHNICITY				AMERICAN INDIAN OR ALASKA NATIVE
	TOTAL	MALE	FEMALE	18-29	30-39	40-54	55-64	65+	WHITE/ CAUCASIAN	BLACK/ AFRICAN AMERICAN	ASIAN	HISPANIC	
Total	5	2	3	-	-	2	-	3	2	2	1	-	-
	100.0	100	100.0			100.0		100	100.0	100.0	100.0		
Easier access to locations	1	-	1	-	-	-	-	1	1	-	-	-	-
	20.0%		33.3%					33%	50.0%				
Takes time/Times are not convenient	1	-	1	-	-	1	-	-	1	-	-	-	-
	20.0%		33.3%			50.0%			50.0%				
Other	3	2	1	-	-	1	-	2	-	2	1	-	-
	60.0%	100%	33.3%			50.0%		67%		100.0%	100%		

Q15. Now we have a list of recycling programs operated by Dakota County. For each program, please indicate if you have heard of it and if you are satisfied or dissatisfied with the program. If you have no opinion or have never heard of the program, that's OK. The first program is Organics Recycling Drop-off locations. Have you heard of Organics Recycling Drop-off locations? Have you ever used the Organics Recycling Drop-off locations?
 BASE: Total Sample

	GENDER			AGE GROUP					RENT/OWN			ETHNICITY				LANGUAGE	
	TOTAL	MALE	FEMALE	18-29	30-39	40-54	55-64	65+	OWN	RENT	CAUCASIAN	WHITE/ BLACK/ AFRICAN	ASIAN	HISPANIC	AMERICAN INDIAN OR ALASKA NATIVE	SPANISH	ENGLISH
Total	600	278	322	72	142	145	127	114	477	85	484	15	16	27	3	15	585
	100.0	100	100.0	100.0	100.0	100.0	100.0	100	100	100	100.0	100.0	100.0	100.0	100.0	100.0	100.0
AWARE [NET]	158	75	83	14	37	37	34	36	141	12	135	3	6	6	1	4	154
=====	26.3%	27%	25.8%	19.4%	26.1%	25.5%	26.8%	32%	30%	14%	27.9%	20.0%	37.5%	22.2%	33.3%	26.7%	26.3%
Have Used Program [NET]	49	23	26	7	8	13	11	10	44	3	43	2	1	2	-	2	47
=====	8.2%	8.3%	8.1%	9.7%	5.6%	9.0%	8.7%	8.8%	9.2%	3.5%	8.9%	13.3%	6.2%	7.4%	-	13.3%	8.0%
Satisfied [NET]	43	19	24	7	7	11	10	8	38	3	39	1	1	1	-	1	42
=====	7.2%	6.8%	7.5%	9.7%	4.9%	7.6%	7.9%	7.0%	8.0%	3.5%	8.1%	6.7%	6.2%	3.7%	-	6.7%	7.2%
Very satisfied	29	13	16	6	2	7	8	6	25	3	26	1	1	1	-	1	28
	4.8%	4.7%	5.0%	8.3%	1.4%	4.8%	6.3%	5.3%	5.2%	3.5%	5.4%	6.7%	6.2%	3.7%	-	6.7%	4.8%
Somewhat satisfied	14	6	8	1	5	4	2	2	13	-	13	-	-	-	-	-	14
	2.3%	2.2%	2.5%	1.4%	3.5%	2.8%	1.6%	1.8%	2.7%	-	2.7%	-	-	-	-	-	2.4%
Dissatisfied [NET]	6	4	2	-	1	2	1	2	6	-	4	1	-	1	-	1	5
=====	1.0%	1.4%	0.6%	-	0.7%	1.4%	0.8%	1.8%	1.3%	-	0.8%	6.7%	-	3.7%	-	6.7%	0.9%
Very dissatisfied	1	1	-	-	-	-	-	1	1	-	-	1	-	-	-	-	1
	0.2%	0.4%	-	-	-	-	-	0.9%	0.2%	-	-	6.7%	-	-	-	-	0.2%
Somewhat dissatisfied	5	3	2	-	1	2	1	1	5	-	4	-	-	1	-	1	4
	0.8%	1.1%	0.6%	-	0.7%	1.4%	0.8%	0.9%	1.0%	-	0.8%	-	-	3.7%	-	6.7%	0.7%
Have Not Used Program [NET]	109	52	57	7	29	24	23	26	97	9	92	1	5	4	1	2	107
=====	18.2%	19%	17.7%	9.7%	20.4%	16.6%	18.1%	23%	20%	11%	19.0%	6.7%	31.2%	14.8%	33.3%	13.3%	18.3%
Have Not Used Program	109	52	57	7	29	24	23	26	97	9	92	1	5	4	1	2	107
	18.2%	19%	17.7%	9.7%	20.4%	16.6%	18.1%	23%	20%	11%	19.0%	6.7%	31.2%	14.8%	33.3%	13.3%	18.3%
UNAWARE [NET]	398	186	212	55	97	99	82	65	301	67	318	11	9	19	2	10	388
=====	66.3%	67%	65.8%	76.4%	68.3%	68.3%	64.6%	57%	63%	79%	65.7%	73.3%	56.2%	70.4%	66.7%	66.7%	66.3%
Never Heard Of	398	186	212	55	97	99	82	65	301	67	318	11	9	19	2	10	388
	66.3%	67%	65.8%	76.4%	68.3%	68.3%	64.6%	57%	63%	79%	65.7%	73.3%	56.2%	70.4%	66.7%	66.7%	66.3%

Q15. Now we have a list of recycling programs operated by Dakota County. For each program, please indicate if you have heard of it and if you are satisfied or dissatisfied with the program. If you have no opinion or have never heard of the program, that's OK. The first program is Organics Recycling Drop-off locations. Have you heard of Organics Recycling Drop-off locations? Have you ever used the Organics Recycling Drop-off locations?

BASE: Total Sample

	GENDER			AGE GROUP					RENT/OWN		ETHNICITY				LANGUAGE		
	TOTAL	MALE	FEMALE	18-29	30-39	40-54	55-64	65+	OWN	RENT	WHITE/ CAUCASIAN	BLACK/ AFRICAN AMERICAN	ASIAN	HISPANIC	AMERICAN INDIAN OR ALASKA NATIVE	SPANISH	ENGLISH
Unsure	41 6.8%	15 5.4%	26 8.1%	2 2.8%	8 5.6%	8 5.5%	11 8.7%	12 11%	34 7.1%	6 7.1%	30 6.2%	1 6.7%	1 6.2%	1 3.7%	-	1 6.7%	40 6.8%
Prefer not to answer	3 0.5%	2 0.7%	1 0.3%	1 1.4%	-	1 0.7%	-	1 0.9%	1 0.2%	-	1 0.2%	-	-	1 3.7%	-	-	3 0.5%

Q15. Now we have a list of recycling programs operated by Dakota County. For each program, please indicate if you have heard of it and if you are satisfied or dissatisfied with the program. If you have no opinion or have never heard of the program, that's OK. The first program is Organics Recycling Drop-off locations. Have you heard of Organics Recycling Drop-off locations? Have you ever used the Organics Recycling Drop-off locations?

BASE: Total Sample

	GEOGRAPHIC																											
	APPLE		BURNSVILLE		EAGAN		FARMINGTON		LAKEVILLE		LILYDALE		HASTINGS		INVER GROVE HEIGHTS		MENDOTA HEIGHTS		ROSEMOUNT		SOUTH ST. PAUL		SUNFISH LAKE		WEST ST. PAUL		RURAL/ UNINCORPORATED	
	TOTAL	VALLEY	BURNSVILLE	EAGAN	FARMINGTON	LAKEVILLE	LILYDALE	HASTINGS	INVER GROVE HEIGHTS	MENDOTA HEIGHTS	ROSEMOUNT	SOUTH ST. PAUL	SUNFISH LAKE	WEST ST. PAUL	RURAL/ UNINCORPORATED													
Total	600	74	82	95	32	87	1	32	51	-	28	29	29	2	31	24												
	100.0	100.0	100.0	100.0	100.0	100.0	100.0	100.0	100.0	100.0	100.0	100.0	100.0	100.0	100.0	100.0												
AWARE [NET]	158	19	25	20	11	19	1	4	11	-	9	11	12	1	10	5												
=====	26.3%	25.7%	30.5%	21.1%	34.4%	21.8%	100.0%	12.5%	21.6%	32.1%	37.9%	41.4%	50.0%	32.3%	20.8%													
Have Used Program [NET]	49	5	8	6	1	4	1	2	4	-	4	4	4	1	4	1												
=====	8.2%	6.8%	9.8%	6.3%	3.1%	4.6%	100.0%	6.2%	7.8%	14.3%	13.8%	13.8%	50.0%	12.9%	4.2%													
Satisfied [NET]	43	5	6	6	1	4	1	2	2	-	4	3	3	1	4	1												
=====	7.2%	6.8%	7.3%	6.3%	3.1%	4.6%	100.0%	6.2%	3.9%	14.3%	10.3%	10.3%	50.0%	12.9%	4.2%													
Very satisfied	29	5	4	4	-	2	1	1	2	-	3	2	1	-	3	1												
	4.8%	6.8%	4.9%	4.2%	-	2.3%	100.0%	3.1%	3.9%	10.7%	6.9%	3.4%	-	9.7%	4.2%													
Somewhat satisfied	14	-	2	2	1	2	-	1	-	-	1	1	2	1	1	-												
	2.3%	-	2.4%	2.1%	3.1%	2.3%	-	3.1%	-	-	3.6%	3.4%	6.9%	50.0%	3.2%													
Dissatisfied [NET]	6	-	2	-	-	-	-	-	2	-	-	1	1	-	-	-												
=====	1.0%	-	2.4%	-	-	-	-	-	3.9%	-	-	3.4%	3.4%	-	-													
Very dissatisfied	1	-	-	-	-	-	-	-	1	-	-	-	-	-	-	-												
	0.2%	-	-	-	-	-	-	-	2.0%	-	-	-	-	-	-													
Somewhat dissatisfied	5	-	2	-	-	-	-	-	1	-	-	1	1	-	-	-												
	0.8%	-	2.4%	-	-	-	-	-	2.0%	-	-	3.4%	3.4%	-	-													
Have Not Used Program [NET]	109	14	17	14	10	15	-	2	7	-	5	7	8	-	6	4												
=====	18.2%	18.9%	20.7%	14.7%	31.2%	17.2%	-	6.2%	13.7%	17.9%	24.1%	27.6%	-	19.4%	16.7%													
Have Not Used Program	109	14	17	14	10	15	-	2	7	-	5	7	8	-	6	4												
	18.2%	18.9%	20.7%	14.7%	31.2%	17.2%	-	6.2%	13.7%	17.9%	24.1%	27.6%	-	19.4%	16.7%													
UNAWARE [NET]	398	52	47	72	20	59	-	27	36	-	18	15	11	1	21	16												
=====	66.3%	70.3%	57.3%	75.8%	62.5%	67.8%	-	84.4%	70.6%	64.3%	51.7%	37.9%	50.0%	67.7%	66.7%													
Never Heard Of	398	52	47	72	20	59	-	27	36	-	18	15	11	1	21	16												
	66.3%	70.3%	57.3%	75.8%	62.5%	67.8%	-	84.4%	70.6%	64.3%	51.7%	37.9%	50.0%	67.7%	66.7%													



Q15. Now we have a list of recycling programs operated by Dakota County. For each program, please indicate if you have heard of it and if you are satisfied or dissatisfied with the program. If you have no opinion or have never heard of the program, that's OK. The first program is Organics Recycling Drop-off locations. Have you heard of Organics Recycling Drop-off locations? Have you ever used the Organics Recycling Drop-off locations?

BASE: Total Sample

	TOTAL	APPLE VALLEY	BURNSVILLE	EAGAN	FARMINGTON	LAKEVILLE	LILYDALE	HASTINGS	GEOGRAPHIC INVER GROVE HEIGHTS	MENDOTA HEIGHTS	ROSEMOUNT	SOUTH ST.PAUL	SUNFISH LAKE	WEST ST.PAUL	RURAL/ UNINCORPORATED
Unsure	41 6.8%	3 4.1%	8 9.8%	3 3.2%	1 3.1%	9 10.3%	-	1 3.1%	4 7.8%	-	1 3.6%	3 10.3%	6 20.7%	-	2 8.3%
Prefer not to answer	3 0.5%	-	2 2.4%	-	-	-	-	-	-	-	-	-	-	-	1 4.2%

Q15. Now we have a list of recycling programs operated by Dakota County. For each program, please indicate if you have heard of it and if you are satisfied or dissatisfied with the program. If you have no opinion or have never heard of the program, that's OK. The first program is Organics Recycling Drop-off locations. Have you heard of Organics Recycling Drop-off locations? Have you ever used the Organics Recycling Drop-off locations?
 BASE: Total Sample

	SURVEY TYPE						
	TOTAL	PHONE	LANDLINE	MOBILE	ONLINE	TEXT	EMAIL
Total	600	150	60	90	450	225	225
	100.0	100.0	100.0	100.0	100.0	100	100.0
AWARE [NET]	158	43	16	27	115	56	59
=====	26.3%	28.7%	26.7%	30.0%	25.6%	25%	26.2%
Have Used Program [NET]	49	16	5	11	33	17	16
=====	8.2%	10.7%	8.3%	12.2%	7.3%	7.6%	7.1%
Satisfied [NET]	43	15	4	11	28	14	14
=====	7.2%	10.0%	6.7%	12.2%	6.2%	6.2%	6.2%
Very satisfied	29	11	4	7	18	7	11
	4.8%	7.3%	6.7%	7.8%	4.0%	3.1%	4.9%
Somewhat satisfied	14	4	-	4	10	7	3
	2.3%	2.7%		4.4%	2.2%	3.1%	1.3%
Dissatisfied [NET]	6	1	1	-	5	3	2
=====	1.0%	0.7%	1.7%		1.1%	1.3%	0.9%
Very dissatisfied	1	-	-	-	1	-	1
	0.2%				0.2%		0.4%
Somewhat dissatisfied	5	1	1	-	4	3	1
	0.8%	0.7%	1.7%		0.9%	1.3%	0.4%
Have Not Used Program [NET]	109	27	11	16	82	39	43
=====	18.2%	18.0%	18.3%	17.8%	18.2%	17%	19.1%
Have Not Used Program	109	27	11	16	82	39	43
	18.2%	18.0%	18.3%	17.8%	18.2%	17%	19.1%
UNAWARE [NET]	398	99	39	60	299	154	145
=====	66.3%	66.0%	65.0%	66.7%	66.4%	68%	64.4%
Never Heard Of	398	99	39	60	299	154	145
	66.3%	66.0%	65.0%	66.7%	66.4%	68%	64.4%
Unsure	41	7	4	3	34	13	21
	6.8%	4.7%	6.7%	3.3%	7.6%	5.8%	9.3%

Q15. Now we have a list of recycling programs operated by Dakota County. For each program, please indicate if you have heard of it and if you are satisfied or dissatisfied with the program. If you have no opinion or have never heard of the program, that's OK. The first program is Organics Recycling Drop-off locations. Have you heard of Organics Recycling Drop-off locations? Have you ever used the Organics Recycling Drop-off locations?
 BASE: Total Sample

	SURVEY TYPE						
	TOTAL	PHONE	LANDLINE	MOBILE	ONLINE	TEXT	EMAIL
Prefer not to answer	3	1	1	-	2	2	-
	0.5%	0.7%	1.7%		0.4%	0.9%	

Q15. Now we have a list of recycling programs operated by Dakota County. For each program, please indicate if you have heard of it and if you are satisfied or dissatisfied with the program. If you have no opinion or have never heard of the program, that's OK. The first program is Organics Recycling Drop-off locations. Have you heard of Organics Recycling Drop-off locations? Have you ever used the Organics Recycling Drop-off locations?
 BASE: Total Sample

	GENDER			AGE GROUP					PHONE MODE				ETHNICITY			AMERICAN INDIAN OR ALASKA NATIVE
	TOTAL	MALE	FEMALE	18-29	30-39	40-54	55-64	65+	WHITE/ CAUCASIAN	BLACK/ AFRICAN AMERICAN	ASIAN	HISPANIC				
Total	150	60	90	5	22	50	44	29	117	3	3	15	1			
	100.0	100	100.0	100.0	100.0	100.0	100.0	100	100.0	100.0	100.0	100.0	100.0			
AWARE [NET]	43	18	25	1	4	15	13	10	35	-	-	5	-			
=====	28.7%	30%	27.8%	20.0%	18.2%	30.0%	29.5%	34%	29.9%			33.3%				
Have Used Program [NET]	16	9	7	1	1	4	6	4	14	-	-	2	-			
=====	10.7%	15%	7.8%	20.0%	4.5%	8.0%	13.6%	14%	12.0%			13.3%				
Satisfied [NET]	15	9	6	1	1	4	5	4	14	-	-	1	-			
=====	10.0%	15%	6.7%	20.0%	4.5%	8.0%	11.4%	14%	12.0%			6.7%				
Very satisfied	11	7	4	1	-	2	4	4	10	-	-	1	-			
	7.3%	12%	4.4%	20.0%		4.0%	9.1%	14%	8.5%			6.7%				
Somewhat satisfied	4	2	2	-	1	2	1	-	4	-	-	-	-			
	2.7%	3.3%	2.2%		4.5%	4.0%	2.3%		3.4%							
Dissatisfied [NET]	1	-	1	-	-	-	1	-	-	-	-	1	-			
=====	0.7%		1.1%				2.3%					6.7%				
Somewhat dissatisfied	1	-	1	-	-	-	1	-	-	-	-	1	-			
	0.7%		1.1%				2.3%					6.7%				
Have Not Used Program [NET]	27	9	18	-	3	11	7	6	21	-	-	3	-			
=====	18.0%	15%	20.0%		13.6%	22.0%	15.9%	21%	17.9%			20.0%				
Have Not Used Program	27	9	18	-	3	11	7	6	21	-	-	3	-			
	18.0%	15%	20.0%		13.6%	22.0%	15.9%	21%	17.9%			20.0%				
UNAWARE [NET]	99	37	62	4	18	31	29	17	77	3	3	9	1			
=====	66.0%	62%	68.9%	80.0%	81.8%	62.0%	65.9%	59%	65.8%	100.0%	100%	60.0%	100.0%			
Never Heard Of	99	37	62	4	18	31	29	17	77	3	3	9	1			
	66.0%	62%	68.9%	80.0%	81.8%	62.0%	65.9%	59%	65.8%	100.0%	100%	60.0%	100.0%			
Unsure	7	4	3	-	-	4	2	1	4	-	-	1	-			
	4.7%	6.7%	3.3%			8.0%	4.5%	3.4%	3.4%			6.7%				



Q15. Now we have a list of recycling programs operated by Dakota County. For each program, please indicate if you have heard of it and if you are satisfied or dissatisfied with the program. If you have no opinion or have never heard of the program, that's OK. The first program is Organics Recycling Drop-off locations. Have you heard of Organics Recycling Drop-off locations? Have you ever used the Organics Recycling Drop-off locations?
 BASE: Total Sample

	GENDER		AGE GROUP					PHONE MODE		ETHNICITY			
	TOTAL	MALE	FEMALE	18-29	30-39	40-54	55-64	65+	WHITE/ CAUCASIAN	BLACK/ AFRICAN AMERICAN	ASIAN	HISPANIC	AMERICAN INDIAN OR ALASKA NATIVE
Prefer not to answer	1	1	-	-	-	-	-	1	1	-	-	-	-
	0.7%	1.7%						3.4%	0.9%				

Q15. Now we have a list of recycling programs operated by Dakota County. For each program, please indicate if you have heard of it and if you are satisfied or dissatisfied with the program. If you have no opinion or have never heard of the program, that's OK. The first program is Organics Recycling Drop-off locations. Have you heard of Organics Recycling Drop-off locations? Have you ever used the Organics Recycling Drop-off locations?
 BASE: Total Sample

	GENDER			AGE GROUP					ETHNICITY				AMERICAN INDIAN OR ALASKA NATIVE
	TOTAL	MALE	FEMALE	18-29	30-39	40-54	55-64	65+	WHITE/ CAUCASIAN	BLACK/ AFRICAN AMERICAN	ASIAN	HISPANIC	
Total	60 100.0	19 100	41 100.0	-	9 100.0	9 100.0	19 100.0	23 100	50 100.0	1 100.0	2 100.0	2 100.0	-
AWARE [NET] =====	16 26.7%	5 26%	11 26.8%	-	3 33.3%	2 22.2%	5 26.3%	6 26%	14 28.0%	-	-	1 50.0%	-
Have Used Program [NET] =====	5 8.3%	2 11%	3 7.3%	-	-	1 11.1%	2 10.5%	2 8.7%	4 8.0%	-	-	1 50.0%	-
Satisfied [NET] =====	4 6.7%	2 11%	2 4.9%	-	-	1 11.1%	1 5.3%	2 8.7%	4 8.0%	-	-	-	-
Very satisfied	4 6.7%	2 11%	2 4.9%	-	-	1 11.1%	1 5.3%	2 8.7%	4 8.0%	-	-	-	-
Dissatisfied [NET] =====	1 1.7%	-	1 2.4%	-	-	-	1 5.3%	-	-	-	-	1 50.0%	-
Somewhat dissatisfied	1 1.7%	-	1 2.4%	-	-	-	1 5.3%	-	-	-	-	1 50.0%	-
Have Not Used Program [NET] =====	11 18.3%	3 16%	8 19.5%	-	3 33.3%	1 11.1%	3 15.8%	4 17%	10 20.0%	-	-	-	-
Have Not Used Program	11 18.3%	3 16%	8 19.5%	-	3 33.3%	1 11.1%	3 15.8%	4 17%	10 20.0%	-	-	-	-
UNAWARE [NET] =====	39 65.0%	11 58%	28 68.3%	-	6 66.7%	6 66.7%	12 63.2%	15 65%	33 66.0%	1 100.0%	2 100%	1 50.0%	-
Never Heard Of	39 65.0%	11 58%	28 68.3%	-	6 66.7%	6 66.7%	12 63.2%	15 65%	33 66.0%	1 100.0%	2 100%	1 50.0%	-
Unsure	4 6.7%	2 11%	2 4.9%	-	-	1 11.1%	2 10.5%	1 4.3%	2 4.0%	-	-	-	-
Prefer not to answer	1 1.7%	1 5.3%	-	-	-	-	-	1 4.3%	1 2.0%	-	-	-	-

Q15. Now we have a list of recycling programs operated by Dakota County. For each program, please indicate if you have heard of it and if you are satisfied or dissatisfied with the program. If you have no opinion or have never heard of the program, that's OK. The first program is Organics Recycling Drop-off locations. Have you heard of Organics Recycling Drop-off locations? Have you ever used the Organics Recycling Drop-off locations?
 BASE: Total Sample

	GENDER			AGE GROUP					ETHNICITY				AMERICAN INDIAN OR ALASKA NATIVE
	TOTAL	MALE	FEMALE	18-29	30-39	40-54	55-64	65+	WHITE/ CAUCASIAN	BLACK/ AFRICAN AMERICAN	ASIAN	HISPANIC	
Total	90	41	49	5	13	41	25	6	67	2	1	13	1
	100.0	100	100.0	100.0	100.0	100.0	100.0	100	100.0	100.0	100.0	100.0	100.0
AWARE [NET]	27	13	14	1	1	13	8	4	21	-	-	4	-
=====	30.0%	32%	28.6%	20.0%	7.7%	31.7%	32.0%	67%	31.3%			30.8%	
Have Used Program [NET]	11	7	4	1	1	3	4	2	10	-	-	1	-
=====	12.2%	17%	8.2%	20.0%	7.7%	7.3%	16.0%	33%	14.9%			7.7%	
Satisfied [NET]	11	7	4	1	1	3	4	2	10	-	-	1	-
=====	12.2%	17%	8.2%	20.0%	7.7%	7.3%	16.0%	33%	14.9%			7.7%	
Very satisfied	7	5	2	1	-	1	3	2	6	-	-	1	-
	7.8%	12%	4.1%	20.0%		2.4%	12.0%	33%	9.0%			7.7%	
Somewhat satisfied	4	2	2	-	1	2	1	-	4	-	-	-	-
	4.4%	4.9%	4.1%		7.7%	4.9%	4.0%		6.0%				
Have Not Used Program [NET]	16	6	10	-	-	10	4	2	11	-	-	3	-
=====	17.8%	15%	20.4%			24.4%	16.0%	33%	16.4%			23.1%	
Have Not Used Program	16	6	10	-	-	10	4	2	11	-	-	3	-
	17.8%	15%	20.4%			24.4%	16.0%	33%	16.4%			23.1%	
UNAWARE [NET]	60	26	34	4	12	25	17	2	44	2	1	8	1
=====	66.7%	63%	69.4%	80.0%	92.3%	61.0%	68.0%	33%	65.7%	100.0%	100%	61.5%	100.0%
Never Heard Of	60	26	34	4	12	25	17	2	44	2	1	8	1
	66.7%	63%	69.4%	80.0%	92.3%	61.0%	68.0%	33%	65.7%	100.0%	100%	61.5%	100.0%
Unsure	3	2	1	-	-	3	-	-	2	-	-	1	-
	3.3%	4.9%	2.0%			7.3%			3.0%			7.7%	

Q15. Now we have a list of recycling programs operated by Dakota County. For each program, please indicate if you have heard of it and if you are satisfied or dissatisfied with the program. If you have no opinion or have never heard of the program, that's OK. The first program is Organics Recycling Drop-off locations. Have you heard of Organics Recycling Drop-off locations? Have you ever used the Organics Recycling Drop-off locations?
 BASE: Total Sample

	GENDER		AGE GROUP					ONLINE MODE	ETHNICITY				AMERICAN INDIAN OR ALASKA NATIVE
	TOTAL	MALE	FEMALE	18-29	30-39	40-54	55-64	65+	WHITE/ CAUCASIAN	BLACK/ AFRICAN AMERICAN	ASIAN	HISPANIC	
Total	450	218	232	67	120	95	83	85	367	12	13	12	2
	100.0	100	100.0	100.0	100.0	100.0	100.0	100	100.0	100.0	100.0	100.0	100.0
AWARE [NET]	115	57	58	13	33	22	21	26	100	3	6	1	1
=====	25.6%	26%	25.0%	19.4%	27.5%	23.2%	25.3%	31%	27.2%	25.0%	46.2%	8.3%	50.0%
Have Used Program [NET]	33	14	19	6	7	9	5	6	29	2	1	-	-
=====	7.3%	6.4%	8.2%	9.0%	5.8%	9.5%	6.0%	7.1%	7.9%	16.7%	7.7%		
Satisfied [NET]	28	10	18	6	6	7	5	4	25	1	1	-	-
=====	6.2%	4.6%	7.8%	9.0%	5.0%	7.4%	6.0%	4.7%	6.8%	8.3%	7.7%		
Very satisfied	18	6	12	5	2	5	4	2	16	1	1	-	-
	4.0%	2.8%	5.2%	7.5%	1.7%	5.3%	4.8%	2.4%	4.4%	8.3%	7.7%		
Somewhat satisfied	10	4	6	1	4	2	1	2	9	-	-	-	-
	2.2%	1.8%	2.6%	1.5%	3.3%	2.1%	1.2%	2.4%	2.5%				
Dissatisfied [NET]	5	4	1	-	1	2	-	2	4	1	-	-	-
=====	1.1%	1.8%	0.4%		0.8%	2.1%		2.4%	1.1%	8.3%			
Very dissatisfied	1	1	-	-	-	-	-	1	-	1	-	-	-
	0.2%	0.5%						1.2%		8.3%			
Somewhat dissatisfied	4	3	1	-	1	2	-	1	4	-	-	-	-
	0.9%	1.4%	0.4%		0.8%	2.1%		1.2%	1.1%				
Have Not Used Program [NET]	82	43	39	7	26	13	16	20	71	1	5	1	1
=====	18.2%	20%	16.8%	10.4%	21.7%	13.7%	19.3%	24%	19.3%	8.3%	38.5%	8.3%	50.0%
Have Not Used Program	82	43	39	7	26	13	16	20	71	1	5	1	1
	18.2%	20%	16.8%	10.4%	21.7%	13.7%	19.3%	24%	19.3%	8.3%	38.5%	8.3%	50.0%
UNAWARE [NET]	299	149	150	51	79	68	53	48	241	8	6	10	1
=====	66.4%	68%	64.7%	76.1%	65.8%	71.6%	63.9%	56%	65.7%	66.7%	46.2%	83.3%	50.0%
Never Heard Of	299	149	150	51	79	68	53	48	241	8	6	10	1
	66.4%	68%	64.7%	76.1%	65.8%	71.6%	63.9%	56%	65.7%	66.7%	46.2%	83.3%	50.0%

Q15. Now we have a list of recycling programs operated by Dakota County. For each program, please indicate if you have heard of it and if you are satisfied or dissatisfied with the program. If you have no opinion or have never heard of the program, that's OK. The first program is Organics Recycling Drop-off locations. Have you heard of Organics Recycling Drop-off locations? Have you ever used the Organics Recycling Drop-off locations?
 BASE: Total Sample

	GENDER		AGE GROUP					ONLINE MODE	ETHNICITY				
	TOTAL	MALE	FEMALE	18-29	30-39	40-54	55-64	65+	WHITE/ CAUCASIAN	BLACK/ AFRICAN AMERICAN	ASIAN	HISPANIC	AMERICAN INDIAN OR ALASKA NATIVE
Unsure	34	11	23	2	8	4	9	11	26	1	1	-	-
	7.6%	5.0%	9.9%	3.0%	6.7%	4.2%	10.8%	13%	7.1%	8.3%	7.7%		
Prefer not to answer	2	1	1	1	-	1	-	-	-	-	-	1	-
	0.4%	0.5%	0.4%	1.5%		1.1%						8.3%	

Q15. Now we have a list of recycling programs operated by Dakota County. For each program, please indicate if you have heard of it and if you are satisfied or dissatisfied with the program. If you have no opinion or have never heard of the program, that's OK. The first program is Organics Recycling Drop-off locations. Have you heard of Organics Recycling Drop-off locations? Have you ever used the Organics Recycling Drop-off locations?
 BASE: Total Sample

	GENDER		AGE GROUP				TEXT MODE		ETHNICITY				
	TOTAL	MALE	FEMALE	18-29	30-39	40-54	55-64	65+	WHITE/ CAUCASIAN	BLACK/ AFRICAN AMERICAN	ASIAN	HISPANIC	AMERICAN INDIAN OR ALASKA NATIVE
Total	225	123	102	64	83	52	21	5	180	6	6	6	2
	100.0	100	100.0	100.0	100.0	100.0	100.0	100	100.0	100.0	100.0	100.0	100.0
AWARE [NET]	56	29	27	12	25	12	7	-	50	1	1	-	1
=====	24.9%	24%	26.5%	18.8%	30.1%	23.1%	33.3%		27.8%	16.7%	16.7%		50.0%
Have Used Program [NET]	17	7	10	5	5	6	1	-	15	1	-	-	-
=====	7.6%	5.7%	9.8%	7.8%	6.0%	11.5%	4.8%		8.3%	16.7%			
Satisfied [NET]	14	5	9	5	4	4	1	-	12	1	-	-	-
=====	6.2%	4.1%	8.8%	7.8%	4.8%	7.7%	4.8%		6.7%	16.7%			
Very satisfied	7	2	5	4	1	2	-	-	6	1	-	-	-
	3.1%	1.6%	4.9%	6.2%	1.2%	3.8%			3.3%	16.7%			
Somewhat satisfied	7	3	4	1	3	2	1	-	6	-	-	-	-
	3.1%	2.4%	3.9%	1.6%	3.6%	3.8%	4.8%		3.3%				
Dissatisfied [NET]	3	2	1	-	1	2	-	-	3	-	-	-	-
=====	1.3%	1.6%	1.0%		1.2%	3.8%			1.7%				
Somewhat dissatisfied	3	2	1	-	1	2	-	-	3	-	-	-	-
	1.3%	1.6%	1.0%		1.2%	3.8%			1.7%				
Have Not Used Program [NET]	39	22	17	7	20	6	6	-	35	-	1	-	1
=====	17.3%	18%	16.7%	10.9%	24.1%	11.5%	28.6%		19.4%		16.7%		50.0%
Have Not Used Program	39	22	17	7	20	6	6	-	35	-	1	-	1
	17.3%	18%	16.7%	10.9%	24.1%	11.5%	28.6%		19.4%		16.7%		50.0%
UNAWARE [NET]	154	88	66	50	52	37	11	4	123	4	4	5	1
=====	68.4%	72%	64.7%	78.1%	62.7%	71.2%	52.4%	80%	68.3%	66.7%	66.7%	83.3%	50.0%
Never Heard Of	154	88	66	50	52	37	11	4	123	4	4	5	1
	68.4%	72%	64.7%	78.1%	62.7%	71.2%	52.4%	80%	68.3%	66.7%	66.7%	83.3%	50.0%
Unsure	13	5	8	1	6	2	3	1	7	1	1	-	-
	5.8%	4.1%	7.8%	1.6%	7.2%	3.8%	14.3%	20%	3.9%	16.7%	16.7%		

Q15. Now we have a list of recycling programs operated by Dakota County. For each program, please indicate if you have heard of it and if you are satisfied or dissatisfied with the program. If you have no opinion or have never heard of the program, that's OK. The first program is Organics Recycling Drop-off locations. Have you heard of Organics Recycling Drop-off locations? Have you ever used the Organics Recycling Drop-off locations?
 BASE: Total Sample

	GENDER		AGE GROUP					TEXT MODE	ETHNICITY				
	TOTAL	MALE	FEMALE	18-29	30-39	40-54	55-64	65+	WHITE/ CAUCASIAN	BLACK/ AFRICAN AMERICAN	ASIAN	HISPANIC	AMERICAN INDIAN OR ALASKA NATIVE
Prefer not to answer	2	1	1	1	-	1	-	-	-	-	-	1	-
	0.9%	0.8%	1.0%	1.6%		1.9%						16.7%	

Q15. Now we have a list of recycling programs operated by Dakota County. For each program, please indicate if you have heard of it and if you are satisfied or dissatisfied with the program. If you have no opinion or have never heard of the program, that's OK. The first program is Organics Recycling Drop-off locations. Have you heard of Organics Recycling Drop-off locations? Have you ever used the Organics Recycling Drop-off locations?
 BASE: Total Sample

	GENDER		AGE GROUP					EMAIL MODE		ETHNICITY				AMERICAN INDIAN OR ALASKA NATIVE
	TOTAL	MALE	FEMALE	18-29	30-39	40-54	55-64	65+	WHITE/ CAUCASIAN	BLACK/ AFRICAN AMERICAN	ASIAN	HISPANIC		
Total	225	95	130	3	37	43	62	80	187	6	7	6	-	
	100.0	100	100.0	100.0	100.0	100.0	100.0	100	100.0	100.0	100.0	100.0		
AWARE [NET]	59	28	31	1	8	10	14	26	50	2	5	1	-	
=====	26.2%	29%	23.8%	33.3%	21.6%	23.3%	22.6%	32%	26.7%	33.3%	71.4%	16.7%		
Have Used Program [NET]	16	7	9	1	2	3	4	6	14	1	1	-	-	
=====	7.1%	7.4%	6.9%	33.3%	5.4%	7.0%	6.5%	7.5%	7.5%	16.7%	14.3%			
Satisfied [NET]	14	5	9	1	2	3	4	4	13	-	1	-	-	
=====	6.2%	5.3%	6.9%	33.3%	5.4%	7.0%	6.5%	5.0%	7.0%		14.3%			
Very satisfied	11	4	7	1	1	3	4	2	10	-	1	-	-	
	4.9%	4.2%	5.4%	33.3%	2.7%	7.0%	6.5%	2.5%	5.3%		14.3%			
Somewhat satisfied	3	1	2	-	1	-	-	2	3	-	-	-	-	
	1.3%	1.1%	1.5%		2.7%			2.5%	1.6%					
Dissatisfied [NET]	2	2	-	-	-	-	-	2	1	1	-	-	-	
=====	0.9%	2.1%						2.5%	0.5%	16.7%				
Very dissatisfied	1	1	-	-	-	-	-	1	-	1	-	-	-	
	0.4%	1.1%						1.2%		16.7%				
Somewhat dissatisfied	1	1	-	-	-	-	-	1	1	-	-	-	-	
	0.4%	1.1%						1.2%	0.5%					
Have Not Used Program [NET]	43	21	22	-	6	7	10	20	36	1	4	1	-	
=====	19.1%	22%	16.9%		16.2%	16.3%	16.1%	25%	19.3%	16.7%	57.1%	16.7%		
Have Not Used Program	43	21	22	-	6	7	10	20	36	1	4	1	-	
	19.1%	22%	16.9%		16.2%	16.3%	16.1%	25%	19.3%	16.7%	57.1%	16.7%		
UNAWARE [NET]	145	61	84	1	27	31	42	44	118	4	2	5	-	
=====	64.4%	64%	64.6%	33.3%	73.0%	72.1%	67.7%	55%	63.1%	66.7%	28.6%	83.3%		
Never Heard Of	145	61	84	1	27	31	42	44	118	4	2	5	-	
	64.4%	64%	64.6%	33.3%	73.0%	72.1%	67.7%	55%	63.1%	66.7%	28.6%	83.3%		

Q15. Now we have a list of recycling programs operated by Dakota County. For each program, please indicate if you have heard of it and if you are satisfied or dissatisfied with the program. If you have no opinion or have never heard of the program, that's OK. The first program is Organics Recycling Drop-off locations. Have you heard of Organics Recycling Drop-off locations? Have you ever used the Organics Recycling Drop-off locations?
 BASE: Total Sample

	GENDER		AGE GROUP					EMAIL MODE	ETHNICITY				
	TOTAL	MALE	FEMALE	18-29	30-39	40-54	55-64	65+	WHITE/ CAUCASIAN	BLACK/ AFRICAN AMERICAN	ASIAN	HISPANIC	AMERICAN INDIAN OR ALASKA NATIVE
Unsure	21	6	15	1	2	2	6	10	19	-	-	-	-
	9.3%	6.3%	11.5%	33.3%	5.4%	4.7%	9.7%	12%	10.2%				

Q15A. Now we have a list of recycling programs operated by Dakota County. For each program, please indicate if you have heard of it and if you are satisfied or dissatisfied with the program. If you have no opinion or have never heard of the program, that's OK. The first program is Organics Recycling Drop-off locations. Have you heard of Organics Recycling Drop-off locations? Have you ever used the Organics Recycling Drop-off locations?
 BASE: Total Sample

	GENDER			AGE GROUP					RENT/OWN			ETHNICITY				LANGUAGE		
	TOTAL	MALE	FEMALE	18-29	30-39	40-54	55-64	65+	OWN	RENT	CAUCASIAN	WHITE/ BLACK/ AFRICAN	ASIAN	HISPANIC	AMERICAN INDIAN OR ALASKA NATIVE	SPANISH	ENGLISH	
Total	556	261	295	69	134	136	116	101	442	79	453	14	15	25	3	14	542	
	100.0	100	100.0	100.0	100.0	100.0	100.0	100	100	100	100.0	100.0	100.0	100.0	100.0	100.0	100.0	
AWARE [NET]	158	75	83	14	37	37	34	36	141	12	135	3	6	6	1	4	154	
=====	28.4%	29%	28.1%	20.3%	27.6%	27.2%	29.3%	36%	32%	15%	29.8%	21.4%	40.0%	24.0%	33.3%	28.6%	28.4%	
Have Used Program [NET]	49	23	26	7	8	13	11	10	44	3	43	2	1	2	-	2	47	
=====	31.0%	31%	31.3%	50.0%	21.6%	35.1%	32.4%	28%	31%	25%	31.9%	66.7%	16.7%	33.3%	-	50.0%	30.5%	
Satisfied [NET]	43	19	24	7	7	11	10	8	38	3	39	1	1	1	-	1	42	
=====	87.8%	83%	92.3%	100%	87.5%	84.6%	90.9%	80%	86%	100%	90.7%	50.0%	100%	50.0%	-	50.0%	89.4%	
Very satisfied	29	13	16	6	2	7	8	6	25	3	26	1	1	1	-	1	28	
	67.4%	68%	66.7%	85.7%	28.6%	63.6%	80.0%	75%	66%	100%	66.7%	100.0%	100%	100.0%	-	100.0%	66.7%	
Somewhat satisfied	14	6	8	1	5	4	2	2	13	-	13	-	-	-	-	-	14	
	32.6%	32%	33.3%	14.3%	71.4%	36.4%	20.0%	25%	34%	-	33.3%	-	-	-	-	-	33.3%	
Dissatisfied [NET]	6	4	2	-	1	2	1	2	6	-	4	1	-	1	-	1	5	
=====	12.2%	17%	7.7%	-	12.5%	15.4%	9.1%	20%	14%	-	9.3%	50.0%	-	50.0%	-	50.0%	10.6%	
Very dissatisfied	1	1	-	-	-	-	-	1	1	-	-	1	-	-	-	-	1	
	16.7%	25%	-	-	-	-	-	50%	17%	-	-	100.0%	-	-	-	-	20.0%	
Somewhat dissatisfied	5	3	2	-	1	2	1	1	5	-	4	-	-	1	-	1	4	
	83.3%	75%	100.0%	-	100%	100%	100%	50%	83%	-	100.0%	-	-	100.0%	-	100.0%	80.0%	
Have Not Used Program [NET]	109	52	57	7	29	24	23	26	97	9	92	1	5	4	1	2	107	
=====	69.0%	69%	68.7%	50.0%	78.4%	64.9%	67.6%	72%	69%	75%	68.1%	33.3%	83.3%	66.7%	100.0%	50.0%	69.5%	
Have Not Used Program	109	52	57	7	29	24	23	26	97	9	92	1	5	4	1	2	107	
	100%	100%	100.0%	100%	100%	100%	100%	100%	100%	100%	100.0%	100.0%	100%	100.0%	100.0%	100.0%	100.0%	
UNAWARE [NET]	398	186	212	55	97	99	82	65	301	67	318	11	9	19	2	10	388	
=====	71.6%	71%	71.9%	79.7%	72.4%	72.8%	70.7%	64%	68%	85%	70.2%	78.6%	60.0%	76.0%	66.7%	71.4%	71.6%	
Never Heard Of	398	186	212	55	97	99	82	65	301	67	318	11	9	19	2	10	388	
	100%	100%	100.0%	100%	100%	100%	100%	100%	100%	100%	100.0%	100.0%	100%	100.0%	100.0%	100.0%	100.0%	

Q15A. Now we have a list of recycling programs operated by Dakota County. For each program, please indicate if you have heard of it and if you are satisfied or dissatisfied with the program. If you have no opinion or have never heard of the program, that's OK. The first program is Organics Recycling Drop-off locations. Have you heard of Organics Recycling Drop-off locations? Have you ever used the Organics Recycling Drop-off locations?

BASE: Total Sample

	GEOGRAPHIC															
	TOTAL	APPLE VALLEY	BURNSVILLE	EAGAN	FARMINGTON	LAKEVILLE	LILYDALE	HASTINGS	INVER GROVE HEIGHTS	MENDOTA	MENDOTA HEIGHTS	ROSEMOUNT	SOUTH ST. PAUL	SUNFISH LAKE	WEST ST. PAUL	RURAL/ UNINCORPORATED
Total	556	71	72	92	31	78	1	31	47	-	27	26	23	2	31	21
	100.0	100.0	100.0	100.0	100.0	100.0	100.0	100.0	100.0	100.0	100.0	100.0	100.0	100.0	100.0	100.0
AWARE [NET]	158	19	25	20	11	19	1	4	11	-	9	11	12	1	10	5
=====	28.4%	26.8%	34.7%	21.7%	35.5%	24.4%	100.0%	12.9%	23.4%	33.3%	42.3%	52.2%	50.0%	32.3%	23.8%	
Have Used Program [NET]	49	5	8	6	1	4	1	2	4	-	4	4	4	1	4	1
=====	31.0%	26.3%	32.0%	30.0%	9.1%	21.1%	100.0%	50.0%	36.4%	44.4%	36.4%	33.3%	100.0%	40.0%	20.0%	
Satisfied [NET]	43	5	6	6	1	4	1	2	2	-	4	3	3	1	4	1
=====	87.8%	100.0%	75.0%	100%	100.0%	100.0%	100.0%	100.0%	50.0%	100.0%	75.0%	75.0%	100.0%	100.0%	100.0%	100.0%
Very satisfied	29	5	4	4	-	2	1	1	2	-	3	2	1	-	3	1
	67.4%	100.0%	66.7%	66.7%		50.0%	100.0%	50.0%	100.0%	75.0%	66.7%	33.3%			75.0%	100.0%
Somewhat satisfied	14	-	2	2	1	2	-	1	-	-	1	1	2	1	1	-
	32.6%		33.3%	33.3%	100.0%	50.0%		50.0%		25.0%	33.3%	66.7%	100.0%		25.0%	
Dissatisfied [NET]	6	-	2	-	-	-	-	-	2	-	-	1	1	-	-	-
=====	12.2%		25.0%						50.0%			25.0%	25.0%			
Very dissatisfied	1	-	-	-	-	-	-	-	1	-	-	-	-	-	-	-
	16.7%								50.0%							
Somewhat dissatisfied	5	-	2	-	-	-	-	-	1	-	-	1	1	-	-	-
	83.3%		100.0%						50.0%			100.0%	100.0%			
Have Not Used Program [NET]	109	14	17	14	10	15	-	2	7	-	5	7	8	-	6	4
=====	69.0%	73.7%	68.0%	70.0%	90.9%	78.9%		50.0%	63.6%	55.6%	63.6%	66.7%		60.0%	80.0%	
Have Not Used Program	109	14	17	14	10	15	-	2	7	-	5	7	8	-	6	4
	100%	100.0%	100.0%	100%	100.0%	100.0%		100.0%	100.0%	100.0%	100.0%	100.0%	100.0%		100.0%	100.0%
UNAWARE [NET]	398	52	47	72	20	59	-	27	36	-	18	15	11	1	21	16
=====	71.6%	73.2%	65.3%	78.3%	64.5%	75.6%		87.1%	76.6%	66.7%	57.7%	47.8%	50.0%	67.7%	76.2%	
Never Heard Of	398	52	47	72	20	59	-	27	36	-	18	15	11	1	21	16
	100%	100.0%	100.0%	100%	100.0%	100.0%		100.0%	100.0%	100.0%	100.0%	100.0%	100.0%	100.0%	100.0%	100.0%

Q15A. Now we have a list of recycling programs operated by Dakota County. For each program, please indicate if you have heard of it and if you are satisfied or dissatisfied with the program. If you have no opinion or have never heard of the program, that's OK. The first program is Organics Recycling Drop-off locations. Have you heard of Organics Recycling Drop-off locations? Have you ever used the Organics Recycling Drop-off locations?
 BASE: Total Sample

	SURVEY TYPE						
	TOTAL	PHONE	LANDLINE	MOBILE	ONLINE	TEXT	EMAIL
Total	556	142	55	87	414	210	204
	100.0	100.0	100.0	100.0	100.0	100	100.0
AWARE [NET]	158	43	16	27	115	56	59
=====	28.4%	30.3%	29.1%	31.0%	27.8%	27%	28.9%
Have Used Program [NET]	49	16	5	11	33	17	16
=====	31.0%	37.2%	31.2%	40.7%	28.7%	30%	27.1%
Satisfied [NET]	43	15	4	11	28	14	14
=====	87.8%	93.8%	80.0%	100.0%	84.8%	82%	87.5%
Very satisfied	29	11	4	7	18	7	11
	67.4%	73.3%	100.0%	63.6%	64.3%	50%	78.6%
Somewhat satisfied	14	4	-	4	10	7	3
	32.6%	26.7%		36.4%	35.7%	50%	21.4%
Dissatisfied [NET]	6	1	1	-	5	3	2
=====	12.2%	6.2%	20.0%		15.2%	18%	12.5%
Very dissatisfied	1	-	-	-	1	-	1
	16.7%				20.0%		50.0%
Somewhat dissatisfied	5	1	1	-	4	3	1
	83.3%	100%	100.0%		80.0%	100%	50.0%
Have Not Used Program [NET]	109	27	11	16	82	39	43
=====	69.0%	62.8%	68.8%	59.3%	71.3%	70%	72.9%
Have Not Used Program	109	27	11	16	82	39	43
	100%	100%	100.0%	100.0%	100.0%	100%	100%
UNAWARE [NET]	398	99	39	60	299	154	145
=====	71.6%	69.7%	70.9%	69.0%	72.2%	73%	71.1%
Never Heard Of	398	99	39	60	299	154	145
	100%	100%	100.0%	100.0%	100.0%	100%	100%

Q15A. Now we have a list of recycling programs operated by Dakota County. For each program, please indicate if you have heard of it and if you are satisfied or dissatisfied with the program. If you have no opinion or have never heard of the program, that's OK. The first program is Organics Recycling Drop-off locations. Have you heard of Organics Recycling Drop-off locations? Have you ever used the Organics Recycling Drop-off locations?
 BASE: Total Sample

	GENDER			AGE GROUP					PHONE MODE				ETHNICITY			
	TOTAL	MALE	FEMALE	18-29	30-39	40-54	55-64	65+	WHITE/ CAUCASIAN	BLACK/ AFRICAN AMERICAN	ASIAN	HISPANIC	AMERICAN INDIAN OR ALASKA NATIVE			
Total	142	55	87	5	22	46	42	27	112	3	3	14	1			
	100.0	100	100.0	100.0	100.0	100.0	100.0	100	100.0	100.0	100.0	100.0	100.0			
AWARE [NET]	43	18	25	1	4	15	13	10	35	-	-	5	-			
=====	30.3%	33%	28.7%	20.0%	18.2%	32.6%	31.0%	37%	31.2%			35.7%				
Have Used Program [NET]	16	9	7	1	1	4	6	4	14	-	-	2	-			
=====	37.2%	50%	28.0%	100%	25.0%	26.7%	46.2%	40%	40.0%			40.0%				
Satisfied [NET]	15	9	6	1	1	4	5	4	14	-	-	1	-			
=====	93.8%	100%	85.7%	100%	100%	100%	83.3%	100%	100.0%			50.0%				
Very satisfied	11	7	4	1	-	2	4	4	10	-	-	1	-			
	73.3%	78%	66.7%	100%		50.0%	80.0%	100%	71.4%			100.0%				
Somewhat satisfied	4	2	2	-	1	2	1	-	4	-	-	-	-			
	26.7%	22%	33.3%		100%	50.0%	20.0%		28.6%							
Dissatisfied [NET]	1	-	1	-	-	-	1	-	-	-	-	1	-			
=====	6.2%		14.3%				16.7%					50.0%				
Somewhat dissatisfied	1	-	1	-	-	-	1	-	-	-	-	1	-			
	100%		100.0%				100%					100.0%				
Have Not Used Program [NET]	27	9	18	-	3	11	7	6	21	-	-	3	-			
=====	62.8%	50%	72.0%		75.0%	73.3%	53.8%	60%	60.0%			60.0%				
Have Not Used Program	27	9	18	-	3	11	7	6	21	-	-	3	-			
	100%	100%	100.0%		100%	100%	100%	100%	100.0%			100.0%				
UNAWARE [NET]	99	37	62	4	18	31	29	17	77	3	3	9	1			
=====	69.7%	67%	71.3%	80.0%	81.8%	67.4%	69.0%	63%	68.8%	100.0%	100%	64.3%	100.0%			
Never Heard Of	99	37	62	4	18	31	29	17	77	3	3	9	1			
	100%	100%	100.0%	100%	100%	100%	100%	100%	100.0%	100.0%	100%	100.0%	100.0%			

Q15A. Now we have a list of recycling programs operated by Dakota County. For each program, please indicate if you have heard of it and if you are satisfied or dissatisfied with the program. If you have no opinion or have never heard of the program, that's OK. The first program is Organics Recycling Drop-off locations. Have you heard of Organics Recycling Drop-off locations? Have you ever used the Organics Recycling Drop-off locations?
 BASE: Total Sample

	GENDER			AGE GROUP					ETHNICITY				AMERICAN INDIAN OR ALASKA NATIVE
	TOTAL	MALE	FEMALE	18-29	30-39	40-54	55-64	65+	WHITE/ CAUCASIAN	BLACK/ AFRICAN AMERICAN	ASIAN	HISPANIC	
Total	55	16	39	-	9	8	17	21	47	1	2	2	-
	100.0	100	100.0		100.0	100.0	100.0	100	100.0	100.0	100.0	100.0	
AWARE [NET]	16	5	11	-	3	2	5	6	14	-	-	1	-
=====	29.1%	31%	28.2%		33.3%	25.0%	29.4%	29%	29.8%			50.0%	
Have Used Program [NET]	5	2	3	-	-	1	2	2	4	-	-	1	-
=====	31.2%	40%	27.3%			50.0%	40.0%	33%	28.6%			100.0%	
Satisfied [NET]	4	2	2	-	-	1	1	2	4	-	-	-	-
=====	80.0%	100%	66.7%			100%	50.0%	100%	100.0%				
Very satisfied	4	2	2	-	-	1	1	2	4	-	-	-	-
	100%	100%	100.0%			100%	100%	100%	100.0%				
Dissatisfied [NET]	1	-	1	-	-	-	1	-	-	-	-	1	-
=====	20.0%		33.3%				50.0%					100.0%	
Somewhat dissatisfied	1	-	1	-	-	-	1	-	-	-	-	1	-
	100%		100.0%				100%					100.0%	
Have Not Used Program [NET]	11	3	8	-	3	1	3	4	10	-	-	-	-
=====	68.8%	60%	72.7%		100%	50.0%	60.0%	67%	71.4%				
Have Not Used Program	11	3	8	-	3	1	3	4	10	-	-	-	-
	100%	100%	100.0%		100%	100%	100%	100%	100.0%				
UNAWARE [NET]	39	11	28	-	6	6	12	15	33	1	2	1	-
=====	70.9%	69%	71.8%		66.7%	75.0%	70.6%	71%	70.2%	100.0%	100%	50.0%	
Never Heard Of	39	11	28	-	6	6	12	15	33	1	2	1	-
	100%	100%	100.0%		100%	100%	100%	100%	100.0%	100.0%	100%	100.0%	

Q15A. Now we have a list of recycling programs operated by Dakota County. For each program, please indicate if you have heard of it and if you are satisfied or dissatisfied with the program. If you have no opinion or have never heard of the program, that's OK. The first program is Organics Recycling Drop-off locations. Have you heard of Organics Recycling Drop-off locations? Have you ever used the Organics Recycling Drop-off locations?
 BASE: Total Sample

	CELL-PHONE MODE													
	GENDER			AGE GROUP					ETHNICITY				AMERICAN INDIAN OR ALASKA NATIVE	
	TOTAL	MALE	FEMALE	18-29	30-39	40-54	55-64	65+	WHITE/ CAUCASIAN	BLACK/ AFRICAN AMERICAN	ASIAN	HISPANIC		
Total	87	39	48	5	13	38	25	6	65	2	1	12	1	
	100.0	100	100.0	100.0	100.0	100.0	100.0	100	100.0	100.0	100.0	100.0	100.0	
AWARE [NET]	27	13	14	1	1	13	8	4	21	-	-	4	-	
=====	31.0%	33%	29.2%	20.0%	7.7%	34.2%	32.0%	67%	32.3%			33.3%		
Have Used Program [NET]	11	7	4	1	1	3	4	2	10	-	-	1	-	
=====	40.7%	54%	28.6%	100%	100%	23.1%	50.0%	50%	47.6%			25.0%		
Satisfied [NET]	11	7	4	1	1	3	4	2	10	-	-	1	-	
=====	100%	100%	100.0%	100%	100%	100%	100%	100%	100.0%			100.0%		
Very satisfied	7	5	2	1	-	1	3	2	6	-	-	1	-	
	63.6%	71%	50.0%	100%		33.3%	75.0%	100%	60.0%			100.0%		
Somewhat satisfied	4	2	2	-	1	2	1	-	4	-	-	-	-	
	36.4%	29%	50.0%		100%	66.7%	25.0%		40.0%					
Have Not Used Program [NET]	16	6	10	-	-	10	4	2	11	-	-	3	-	
=====	59.3%	46%	71.4%			76.9%	50.0%	50%	52.4%			75.0%		
Have Not Used Program	16	6	10	-	-	10	4	2	11	-	-	3	-	
	100%	100%	100.0%			100%	100%	100%	100.0%			100.0%		
UNAWARE [NET]	60	26	34	4	12	25	17	2	44	2	1	8	1	
=====	69.0%	67%	70.8%	80.0%	92.3%	65.8%	68.0%	33%	67.7%	100.0%	100%	66.7%	100.0%	
Never Heard Of	60	26	34	4	12	25	17	2	44	2	1	8	1	
	100%	100%	100.0%	100%	100%	100%	100%	100%	100.0%	100.0%	100%	100.0%	100.0%	

Q15A. Now we have a list of recycling programs operated by Dakota County. For each program, please indicate if you have heard of it and if you are satisfied or dissatisfied with the program. If you have no opinion or have never heard of the program, that's OK. The first program is Organics Recycling Drop-off locations. Have you heard of Organics Recycling Drop-off locations? Have you ever used the Organics Recycling Drop-off locations?
 BASE: Total Sample

	GENDER		AGE GROUP					ONLINE MODE	ETHNICITY				AMERICAN INDIAN OR ALASKA NATIVE
	TOTAL	MALE	FEMALE	18-29	30-39	40-54	55-64	65+	WHITE/ CAUCASIAN	BLACK/ AFRICAN AMERICAN	ASIAN	HISPANIC	
Total	414	206	208	64	112	90	74	74	341	11	12	11	2
	100.0	100	100.0	100.0	100.0	100.0	100.0	100	100.0	100.0	100.0	100.0	100.0
AWARE [NET]	115	57	58	13	33	22	21	26	100	3	6	1	1
=====	27.8%	28%	27.9%	20.3%	29.5%	24.4%	28.4%	35%	29.3%	27.3%	50.0%	9.1%	50.0%
Have Used Program [NET]	33	14	19	6	7	9	5	6	29	2	1	-	-
=====	28.7%	25%	32.8%	46.2%	21.2%	40.9%	23.8%	23%	29.0%	66.7%	16.7%		
Satisfied [NET]	28	10	18	6	6	7	5	4	25	1	1	-	-
=====	84.8%	71%	94.7%	100%	85.7%	77.8%	100%	67%	86.2%	50.0%	100%		
Very satisfied	18	6	12	5	2	5	4	2	16	1	1	-	-
	64.3%	60%	66.7%	83.3%	33.3%	71.4%	80.0%	50%	64.0%	100.0%	100%		
Somewhat satisfied	10	4	6	1	4	2	1	2	9	-	-	-	-
	35.7%	40%	33.3%	16.7%	66.7%	28.6%	20.0%	50%	36.0%				
Dissatisfied [NET]	5	4	1	-	1	2	-	2	4	1	-	-	-
=====	15.2%	29%	5.3%		14.3%	22.2%		33%	13.8%	50.0%			
Very dissatisfied	1	1	-	-	-	-	-	1	-	1	-	-	-
	20.0%	25%						50%		100.0%			
Somewhat dissatisfied	4	3	1	-	1	2	-	1	4	-	-	-	-
	80.0%	75%	100.0%		100%	100%		50%	100.0%				
Have Not Used Program [NET]	82	43	39	7	26	13	16	20	71	1	5	1	1
=====	71.3%	75%	67.2%	53.8%	78.8%	59.1%	76.2%	77%	71.0%	33.3%	83.3%	100.0%	100.0%
Have Not Used Program	82	43	39	7	26	13	16	20	71	1	5	1	1
	100%	100%	100.0%	100%	100%	100%	100%	100%	100.0%	100.0%	100%	100.0%	100.0%
UNAWARE [NET]	299	149	150	51	79	68	53	48	241	8	6	10	1
=====	72.2%	72%	72.1%	79.7%	70.5%	75.6%	71.6%	65%	70.7%	72.7%	50.0%	90.9%	50.0%
Never Heard Of	299	149	150	51	79	68	53	48	241	8	6	10	1
	100%	100%	100.0%	100%	100%	100%	100%	100%	100.0%	100.0%	100%	100.0%	100.0%

Q15A. Now we have a list of recycling programs operated by Dakota County. For each program, please indicate if you have heard of it and if you are satisfied or dissatisfied with the program. If you have no opinion or have never heard of the program, that's OK. The first program is Organics Recycling Drop-off locations. Have you heard of Organics Recycling Drop-off locations? Have you ever used the Organics Recycling Drop-off locations?
 BASE: Total Sample

	GENDER		AGE GROUP				TEXT MODE			ETHNICITY			
	TOTAL	MALE	FEMALE	18-29	30-39	40-54	55-64	65+	WHITE/ CAUCASIAN	BLACK/ AFRICAN AMERICAN	ASIAN	HISPANIC	AMERICAN INDIAN OR ALASKA NATIVE
Total	210	117	93	62	77	49	18	4	173	5	5	5	2
	100.0	100	100.0	100.0	100.0	100.0	100.0	100	100.0	100.0	100.0	100.0	100.0
AWARE [NET]	56	29	27	12	25	12	7	-	50	1	1	-	1
=====	26.7%	25%	29.0%	19.4%	32.5%	24.5%	38.9%		28.9%	20.0%	20.0%		50.0%
Have Used Program [NET]	17	7	10	5	5	6	1	-	15	1	-	-	-
=====	30.4%	24%	37.0%	41.7%	20.0%	50.0%	14.3%		30.0%	100.0%			
Satisfied [NET]	14	5	9	5	4	4	1	-	12	1	-	-	-
=====	82.4%	71%	90.0%	100%	80.0%	66.7%	100%		80.0%	100.0%			
Very satisfied	7	2	5	4	1	2	-	-	6	1	-	-	-
	50.0%	40%	55.6%	80.0%	25.0%	50.0%			50.0%	100.0%			
Somewhat satisfied	7	3	4	1	3	2	1	-	6	-	-	-	-
	50.0%	60%	44.4%	20.0%	75.0%	50.0%	100%		50.0%				
Dissatisfied [NET]	3	2	1	-	1	2	-	-	3	-	-	-	-
=====	17.6%	29%	10.0%		20.0%	33.3%			20.0%				
Somewhat dissatisfied	3	2	1	-	1	2	-	-	3	-	-	-	-
	100%	100%	100.0%		100%	100%			100.0%				
Have Not Used Program [NET]	39	22	17	7	20	6	6	-	35	-	1	-	1
=====	69.6%	76%	63.0%	58.3%	80.0%	50.0%	85.7%		70.0%		100%		100.0%
Have Not Used Program	39	22	17	7	20	6	6	-	35	-	1	-	1
	100%	100%	100.0%	100%	100%	100%	100%		100.0%		100%		100.0%
UNAWARE [NET]	154	88	66	50	52	37	11	4	123	4	4	5	1
=====	73.3%	75%	71.0%	80.6%	67.5%	75.5%	61.1%	100%	71.1%	80.0%	80.0%	100.0%	50.0%
Never Heard Of	154	88	66	50	52	37	11	4	123	4	4	5	1
	100%	100%	100.0%	100%	100%	100%	100%	100%	100.0%	100.0%	100%	100.0%	100.0%

Q15A. Now we have a list of recycling programs operated by Dakota County. For each program, please indicate if you have heard of it and if you are satisfied or dissatisfied with the program. If you have no opinion or have never heard of the program, that's OK. The first program is Organics Recycling Drop-off locations. Have you heard of Organics Recycling Drop-off locations? Have you ever used the Organics Recycling Drop-off locations?
 BASE: Total Sample

	GENDER			AGE GROUP					EMAIL MODE	ETHNICITY				AMERICAN INDIAN OR ALASKA NATIVE
	TOTAL	MALE	FEMALE	18-29	30-39	40-54	55-64	65+	WHITE/ CAUCASIAN	BLACK/ AFRICAN AMERICAN	ASIAN	HISPANIC		
Total	204	89	115	2	35	41	56	70	168	6	7	6	-	
	100.0	100	100.0	100.0	100.0	100.0	100.0	100	100.0	100.0	100.0	100.0		
AWARE [NET]	59	28	31	1	8	10	14	26	50	2	5	1	-	
=====	28.9%	31%	27.0%	50.0%	22.9%	24.4%	25.0%	37%	29.8%	33.3%	71.4%	16.7%		
Have Used Program [NET]	16	7	9	1	2	3	4	6	14	1	1	-	-	
=====	27.1%	25%	29.0%	100%	25.0%	30.0%	28.6%	23%	28.0%	50.0%	20.0%			
Satisfied [NET]	14	5	9	1	2	3	4	4	13	-	1	-	-	
=====	87.5%	71%	100.0%	100%	100%	100%	100%	67%	92.9%		100%			
Very satisfied	11	4	7	1	1	3	4	2	10	-	1	-	-	
	78.6%	80%	77.8%	100%	50.0%	100%	100%	50%	76.9%		100%			
Somewhat satisfied	3	1	2	-	1	-	-	2	3	-	-	-	-	
	21.4%	20%	22.2%		50.0%			50%	23.1%					
Dissatisfied [NET]	2	2	-	-	-	-	-	2	1	1	-	-	-	
=====	12.5%	29%						33%	7.1%	100.0%				
Very dissatisfied	1	1	-	-	-	-	-	1	-	1	-	-	-	
	50.0%	50%						50%		100.0%				
Somewhat dissatisfied	1	1	-	-	-	-	-	1	1	-	-	-	-	
	50.0%	50%						50%	100.0%					
Have Not Used Program [NET]	43	21	22	-	6	7	10	20	36	1	4	1	-	
=====	72.9%	75%	71.0%		75.0%	70.0%	71.4%	77%	72.0%	50.0%	80.0%	100.0%		
Have Not Used Program	43	21	22	-	6	7	10	20	36	1	4	1	-	
	100%	100%	100.0%		100%	100%	100%	100%	100.0%	100.0%	100%	100.0%		
UNAWARE [NET]	145	61	84	1	27	31	42	44	118	4	2	5	-	
=====	71.1%	69%	73.0%	50.0%	77.1%	75.6%	75.0%	63%	70.2%	66.7%	28.6%	83.3%		
Never Heard Of	145	61	84	1	27	31	42	44	118	4	2	5	-	
	100%	100%	100.0%	100%	100%	100%	100%	100%	100.0%	100.0%	100%	100.0%		

Q16. Why are you dissatisfied with the Organics Recycling Drop-off locations?
 BASE: ASK ONLY OF THOSE WHO ANSWERED "DISSATISFIED" TO Q15

	GENDER			AGE GROUP					RENT/OWN		ETHNICITY				LANGUAGE		
	TOTAL	MALE	FEMALE	18-29	30-39	40-54	55-64	65+	OWN	RENT	WHITE/ CAUCASIAN	BLACK/ AFRICAN AMERICAN	ASIAN	HISPANIC	AMERICAN INDIAN OR ALASKA NATIVE	SPANISH	ENGLISH
Total	6	4	2	-	1	2	1	2	6	-	4	1	-	1	-	1	5
	100.0	100	100.0		100.0	100.0	100.0	100	100		100.0	100.0		100.0		100.0	100.0
More locations are needed	3	2	1	-	1	1	-	1	3	-	3	-	-	-	-	-	3
	50.0%	50%	50.0%		100%	50.0%		50%	50%		75.0%						60.0%
Times are not convenient	2	2	-	-	-	1	-	1	2	-	1	1	-	-	-	-	2
	33.3%	50%				50.0%		50%	33%		25.0%	100.0%					40.0%
Other	1	-	1	-	-	-	1	-	1	-	-	-	-	1	-	1	-
	16.7%		50.0%				100%		17%					100.0%		100.0%	

Q16. Why are you dissatisfied with the Organics Recycling Drop-off locations?
 BASE: ASK ONLY OF THOSE WHO ANSWERED "DISSATISFIED" TO Q15

	TOTAL	GEOGRAPHIC														
		APPLE VALLEY	BURNSVILLE	EAGAN	FARMINGTON	LAKEVILLE	LILYDALE	HASTINGS	INVER GROVE HEIGHTS	MENDOTA	MENDOTA HEIGHTS	ROSEMOUNT	SOUTH ST. PAUL	SUNFISH LAKE	WEST ST. PAUL	RURAL/ UNINCORPORATED
Total	6 100.0	-	2 100.0	-	-	-	-	-	2 100.0	-	-	1 100.0	1 100.0	-	-	-
More locations are needed	3 50.0%	-	1 50.0%	-	-	-	-	-	1 50.0%	-	-	1 100.0%	-	-	-	-
Times are not convenient	2 33.3%	-	1 50.0%	-	-	-	-	-	1 50.0%	-	-	-	-	-	-	-
Other	1 16.7%	-	-	-	-	-	-	-	-	-	-	-	1 100.0%	-	-	-

Q16. Why are you dissatisfied with the Organics Recycling Drop-off locations?
 BASE: ASK ONLY OF THOSE WHO ANSWERED "DISSATISFIED" TO Q15

	SURVEY TYPE						
	TOTAL	PHONE	LANDLINE	MOBILE	ONLINE	TEXT	EMAIL
Total	6	1	1	-	5	3	2
	100.0	100.0	100.0		100.0	100	100.0
More locations are needed	3	-	-	-	3	2	1
	50.0%				60.0%	67%	50.0%
Times are not convenient	2	-	-	-	2	1	1
	33.3%				40.0%	33%	50.0%
Other	1	1	1	-	-	-	-
	16.7%	100%	100.0%				

Q16. Why are you dissatisfied with the Organics Recycling Drop-off locations?
 BASE: ASK ONLY OF THOSE WHO ANSWERED "DISSATISFIED" TO Q15

	GENDER		AGE GROUP				PHONE MODE	ETHNICITY				AMERICAN INDIAN OR ALASKA NATIVE	
	TOTAL	MALE	FEMALE	18-29	30-39	40-54	55-64	65+	WHITE/ CAUCASIAN	BLACK/ AFRICAN AMERICAN	ASIAN		HISPANIC
Total	1	-	1	-	-	-	1	-	-	-	-	1	-
	100.0		100.0				100.0					100.0	
Other	1	-	1	-	-	-	1	-	-	-	-	1	-
	100%		100.0%				100%					100.0%	

Q16. Why are you dissatisfied with the Organics Recycling Drop-off locations?
 BASE: ASK ONLY OF THOSE WHO ANSWERED "DISSATISFIED" TO Q15

	GENDER		AGE GROUP					LANDLINE MODE	ETHNICITY				AMERICAN INDIAN OR ALASKA NATIVE
	TOTAL	MALE	FEMALE	18-29	30-39	40-54	55-64	65+	WHITE/ CAUCASIAN	BLACK/ AFRICAN AMERICAN	ASIAN	HISPANIC	
Total	1	-	1	-	-	-	1	-	-	-	-	1	-
	100.0		100.0				100.0					100.0	
Other	1	-	1	-	-	-	1	-	-	-	-	1	-
	100%		100.0%				100%					100.0%	

Q16. Why are you dissatisfied with the Organics Recycling Drop-off locations?
 BASE: ASK ONLY OF THOSE WHO ANSWERED "DISSATISFIED" TO Q15

	GENDER			AGE GROUP					ONLINE MODE	ETHNICITY			
	TOTAL	MALE	FEMALE	18-29	30-39	40-54	55-64	65+	WHITE/ CAUCASIAN	BLACK/ AFRICAN AMERICAN	ASIAN	HISPANIC	AMERICAN INDIAN OR ALASKA NATIVE
Total	5	4	1	-	1	2	-	2	4	1	-	-	-
	100.0	100	100.0		100.0	100.0		100	100.0	100.0			
More locations are needed	3	2	1	-	1	1	-	1	3	-	-	-	-
	60.0%	50%	100.0%		100%	50.0%		50%	75.0%				
Times are not convenient	2	2	-	-	-	1	-	1	1	1	-	-	-
	40.0%	50%				50.0%		50%	25.0%	100.0%			

Q16. Why are you dissatisfied with the Organics Recycling Drop-off locations?
 BASE: ASK ONLY OF THOSE WHO ANSWERED "DISSATISFIED" TO Q15

	GENDER			AGE GROUP					TEXT MODE		ETHNICITY			
	TOTAL	MALE	FEMALE	18-29	30-39	40-54	55-64	65+	WHITE/ CAUCASIAN	BLACK/ AFRICAN AMERICAN	ASIAN	HISPANIC	AMERICAN INDIAN OR ALASKA NATIVE	
Total	3	2	1	-	1	2	-	-	3	-	-	-	-	
	100.0	100	100.0		100.0	100.0			100.0					
More locations are needed	2	1	1	-	1	1	-	-	2	-	-	-	-	
	66.7%	50%	100.0%		100%	50.0%			66.7%					
Times are not convenient	1	1	-	-	-	1	-	-	1	-	-	-	-	
	33.3%	50%				50.0%			33.3%					

Q16. Why are you dissatisfied with the Organics Recycling Drop-off locations?
 BASE: ASK ONLY OF THOSE WHO ANSWERED "DISSATISFIED" TO Q15

	GENDER		AGE GROUP					EMAIL MODE	ETHNICITY				
	TOTAL	MALE	FEMALE	18-29	30-39	40-54	55-64	65+	WHITE/ CAUCASIAN	BLACK/ AFRICAN AMERICAN	ASIAN	HISPANIC	AMERICAN INDIAN OR ALASKA NATIVE
Total	2	2	-	-	-	-	-	2	1	1	-	-	-
	100.0	100						100	100.0	100.0			
More locations are needed	1	1	-	-	-	-	-	1	1	-	-	-	-
	50.0%	50%						50%	100.0%				
Times are not convenient	1	1	-	-	-	-	-	1	-	1	-	-	-
	50.0%	50%						50%		100.0%			

Q17. Now we have a list of recycling programs operated by Dakota County. For each program, please indicate if you have heard of it and if you are satisfied or dissatisfied with the program. If you have no opinion or have never heard of the program, that's OK. The first program is Fix It Clinics. Have you heard of Fix It Clinics? Have you ever used the Fix It Clinics?
 BASE: Total Sample

	GENDER		AGE GROUP					RENT/OWN		ETHNICITY				LANGUAGE			
	TOTAL	MALE	FEMALE	18-29	30-39	40-54	55-64	65+	OWN	RENT	WHITE/ CAUCASIAN	BLACK/ AFRICAN AMERICAN	ASIAN	HISPANIC	AMERICAN INDIAN OR ALASKA NATIVE	SPANISH	ENGLISH
Total	600	278	322	72	142	145	127	114	477	85	484	15	16	27	3	15	585
	100.0	100	100.0	100.0	100.0	100.0	100.0	100	100	100	100.0	100.0	100.0	100.0	100.0	100.0	100.0
AWARE [NET]	159	54	105	12	37	35	32	43	136	17	138	1	2	5	-	3	156
=====	26.5%	19%	32.6%	16.7%	26.1%	24.1%	25.2%	38%	29%	20%	28.5%	6.7%	12.5%	18.5%		20.0%	26.7%
Have Used Program [NET]	5	4	1	1	-	-	2	2	3	2	5	-	-	-	-	-	5
=====	0.8%	1.4%	0.3%	1.4%			1.6%	1.8%	0.6%	2.4%	1.0%						0.9%
Satisfied [NET]	5	4	1	1	-	-	2	2	3	2	5	-	-	-	-	-	5
=====	0.8%	1.4%	0.3%	1.4%			1.6%	1.8%	0.6%	2.4%	1.0%						0.9%
Very satisfied	4	3	1	1	-	-	2	1	3	1	4	-	-	-	-	-	4
	0.7%	1.1%	0.3%	1.4%			1.6%	0.9%	0.6%	1.2%	0.8%						0.7%
Somewhat satisfied	1	1	-	-	-	-	-	1	-	1	1	-	-	-	-	-	1
	0.2%	0.4%						0.9%		1.2%	0.2%						0.2%
Have Not Used Program [NET]	154	50	104	11	37	35	30	41	133	15	133	1	2	5	-	3	151
=====	25.7%	18%	32.3%	15.3%	26.1%	24.1%	23.6%	36%	28%	18%	27.5%	6.7%	12.5%	18.5%		20.0%	25.8%
Have Not Used Program	154	50	104	11	37	35	30	41	133	15	133	1	2	5	-	3	151
	25.7%	18%	32.3%	15.3%	26.1%	24.1%	23.6%	36%	28%	18%	27.5%	6.7%	12.5%	18.5%		20.0%	25.8%
UNAWARE [NET]	416	210	206	58	102	105	85	66	321	66	330	13	11	21	3	12	404
=====	69.3%	76%	64.0%	80.6%	71.8%	72.4%	66.9%	58%	67%	78%	68.2%	86.7%	68.8%	77.8%	100.0%	80.0%	69.1%
Never Heard Of	416	210	206	58	102	105	85	66	321	66	330	13	11	21	3	12	404
	69.3%	76%	64.0%	80.6%	71.8%	72.4%	66.9%	58%	67%	78%	68.2%	86.7%	68.8%	77.8%	100.0%	80.0%	69.1%
Unsure	22	13	9	1	3	4	9	5	19	2	15	1	3	-	-	-	22
	3.7%	4.7%	2.8%	1.4%	2.1%	2.8%	7.1%	4.4%	4.0%	2.4%	3.1%	6.7%	18.8%				3.8%
Prefer not to answer	3	1	2	1	-	1	1	-	1	-	1	-	-	1	-	-	3
	0.5%	0.4%	0.6%	1.4%		0.7%	0.8%		0.2%		0.2%			3.7%			0.5%

Q17. Now we have a list of recycling programs operated by Dakota County. For each program, please indicate if you have heard of it and if you are satisfied or dissatisfied with the program. If you have no opinion or have never heard of the program, that's OK. The first program is Fix It Clinics. Have you heard of Fix It Clinics? Have you ever used the Fix It Clinics?

BASE: Total Sample

	GEOGRAPHIC															
	TOTAL	APPLE VALLEY	BURNSVILLE	EAGAN	FARMINGTON	LAKEVILLE	LILYDALE	HASTINGS	INVER GROVE HEIGHTS	MENDOTA	HEIGTS	ROSEMOUNT	SOUTH ST. PAUL	SUNFISH LAKE	WEST ST. PAUL	RURAL/ UNINCORPORATED
Total	600	74	82	95	32	87	1	32	51	-	28	29	29	2	31	24
	100.0	100.0	100.0	100.0	100.0	100.0	100.0	100.0	100.0	100.0	100.0	100.0	100.0	100.0	100.0	100.0
AWARE [NET]	159	19	17	22	10	18	1	5	19	-	11	7	13	1	12	4
=====	26.5%	25.7%	20.7%	23.2%	31.2%	20.7%	100.0%	15.6%	37.3%	39.3%	24.1%	44.8%	50.0%	38.7%	16.7%	
Have Used Program [NET]	5	1	-	-	-	-	1	-	-	-	-	1	1	-	1	-
=====	0.8%	1.4%					100.0%					3.4%	3.4%		3.2%	
Satisfied [NET]	5	1	-	-	-	-	1	-	-	-	-	1	1	-	1	-
=====	0.8%	1.4%					100.0%					3.4%	3.4%		3.2%	
Very satisfied	4	1	-	-	-	-	-	-	-	-	-	1	1	-	1	-
	0.7%	1.4%										3.4%	3.4%		3.2%	
Somewhat satisfied	1	-	-	-	-	-	1	-	-	-	-	-	-	-	-	-
	0.2%						100.0%									
Have Not Used Program [NET]	154	18	17	22	10	18	-	5	19	-	11	6	12	1	11	4
=====	25.7%	24.3%	20.7%	23.2%	31.2%	20.7%		15.6%	37.3%	39.3%	20.7%	41.4%	50.0%	35.5%	16.7%	
Have Not Used Program	154	18	17	22	10	18	-	5	19	-	11	6	12	1	11	4
	25.7%	24.3%	20.7%	23.2%	31.2%	20.7%		15.6%	37.3%	39.3%	20.7%	41.4%	50.0%	35.5%	16.7%	
UNAWARE [NET]	416	53	59	67	20	67	-	26	30	-	17	22	15	1	19	17
=====	69.3%	71.6%	72.0%	70.5%	62.5%	77.0%		81.2%	58.8%	60.7%	75.9%	51.7%	50.0%	61.3%	70.8%	
Never Heard Of	416	53	59	67	20	67	-	26	30	-	17	22	15	1	19	17
	69.3%	71.6%	72.0%	70.5%	62.5%	77.0%		81.2%	58.8%	60.7%	75.9%	51.7%	50.0%	61.3%	70.8%	
Unsure	22	1	4	6	2	2	-	1	2	-	-	-	1	-	-	3
	3.7%	1.4%	4.9%	6.3%	6.2%	2.3%		3.1%	3.9%				3.4%			12.5%
Prefer not to answer	3	1	2	-	-	-	-	-	-	-	-	-	-	-	-	-
	0.5%	1.4%	2.4%													

Q17. Now we have a list of recycling programs operated by Dakota County. For each program, please indicate if you have heard of it and if you are satisfied or dissatisfied with the program. If you have no opinion or have never heard of the program, that's OK. The first program is Fix It Clinics. Have you heard of Fix It Clinics? Have you ever used the Fix It Clinics?
 BASE: Total Sample

	SURVEY TYPE						
	TOTAL	PHONE	LANDLINE	MOBILE	ONLINE	TEXT	EMAIL
Total	600	150	60	90	450	225	225
	100.0	100.0	100.0	100.0	100.0	100	100.0
AWARE [NET]	159	42	20	22	117	49	68
=====	26.5%	28.0%	33.3%	24.4%	26.0%	22%	30.2%
Have Used Program [NET]	5	2	-	2	3	1	2
=====	0.8%	1.3%		2.2%	0.7%	0.4%	0.9%
Satisfied [NET]	5	2	-	2	3	1	2
=====	0.8%	1.3%		2.2%	0.7%	0.4%	0.9%
Very satisfied	4	1	-	1	3	1	2
	0.7%	0.7%		1.1%	0.7%	0.4%	0.9%
Somewhat satisfied	1	1	-	1	-	-	-
	0.2%	0.7%		1.1%			
Have Not Used Program [NET]	154	40	20	20	114	48	66
=====	25.7%	26.7%	33.3%	22.2%	25.3%	21%	29.3%
Have Not Used Program	154	40	20	20	114	48	66
	25.7%	26.7%	33.3%	22.2%	25.3%	21%	29.3%
UNAWARE [NET]	416	101	35	66	315	165	150
=====	69.3%	67.3%	58.3%	73.3%	70.0%	73%	66.7%
Never Heard Of	416	101	35	66	315	165	150
	69.3%	67.3%	58.3%	73.3%	70.0%	73%	66.7%
Unsure	22	7	5	2	15	8	7
	3.7%	4.7%	8.3%	2.2%	3.3%	3.6%	3.1%
Prefer not to answer	3	-	-	-	3	3	-
	0.5%				0.7%	1.3%	

Q17. Now we have a list of recycling programs operated by Dakota County. For each program, please indicate if you have heard of it and if you are satisfied or dissatisfied with the program. If you have no opinion or have never heard of the program, that's OK. The first program is Fix It Clinics. Have you heard of Fix It Clinics? Have you ever used the Fix It Clinics?
 BASE: Total Sample

	GENDER			AGE GROUP					PHONE MODE				ETHNICITY			
	TOTAL	MALE	FEMALE	18-29	30-39	40-54	55-64	65+	WHITE/ CAUCASIAN	BLACK/ AFRICAN AMERICAN	ASIAN	HISPANIC	AMERICAN INDIAN OR ALASKA NATIVE			
Total	150	60	90	5	22	50	44	29	117	3	3	15	1			
	100.0	100	100.0	100.0	100.0	100.0	100.0	100	100.0	100.0	100.0	100.0	100.0			
AWARE [NET]	42	13	29	2	5	15	10	10	34	-	1	3	-			
=====	28.0%	22%	32.2%	40.0%	22.7%	30.0%	22.7%	34%	29.1%		33.3%	20.0%				
Have Used Program [NET]	2	2	-	1	-	-	-	1	2	-	-	-	-			
=====	1.3%	3.3%		20.0%				3.4%	1.7%							
Satisfied [NET]	2	2	-	1	-	-	-	1	2	-	-	-	-			
=====	1.3%	3.3%		20.0%				3.4%	1.7%							
Very satisfied	1	1	-	1	-	-	-	-	1	-	-	-	-			
	0.7%	1.7%		20.0%					0.9%							
Somewhat satisfied	1	1	-	-	-	-	-	1	1	-	-	-	-			
	0.7%	1.7%						3.4%	0.9%							
Have Not Used Program [NET]	40	11	29	1	5	15	10	9	32	-	1	3	-			
=====	26.7%	18%	32.2%	20.0%	22.7%	30.0%	22.7%	31%	27.4%		33.3%	20.0%				
Have Not Used Program	40	11	29	1	5	15	10	9	32	-	1	3	-			
	26.7%	18%	32.2%	20.0%	22.7%	30.0%	22.7%	31%	27.4%		33.3%	20.0%				
UNAWARE [NET]	101	43	58	3	17	35	30	16	77	3	1	12	1			
=====	67.3%	72%	64.4%	60.0%	77.3%	70.0%	68.2%	55%	65.8%	100.0%	33.3%	80.0%	100.0%			
Never Heard Of	101	43	58	3	17	35	30	16	77	3	1	12	1			
	67.3%	72%	64.4%	60.0%	77.3%	70.0%	68.2%	55%	65.8%	100.0%	33.3%	80.0%	100.0%			
Unsure	7	4	3	-	-	-	4	3	6	-	1	-	-			
	4.7%	6.7%	3.3%				9.1%	10%	5.1%		33.3%					

Q17. Now we have a list of recycling programs operated by Dakota County. For each program, please indicate if you have heard of it and if you are satisfied or dissatisfied with the program. If you have no opinion or have never heard of the program, that's OK. The first program is Fix It Clinics. Have you heard of Fix It Clinics? Have you ever used the Fix It Clinics?
 BASE: Total Sample

	GENDER			AGE GROUP					LANDLINE MODE				ETHNICITY			
	TOTAL	MALE	FEMALE	18-29	30-39	40-54	55-64	65+	WHITE/ CAUCASIAN	BLACK/ AFRICAN AMERICAN	ASIAN	HISPANIC	AMERICAN INDIAN OR ALASKA NATIVE			
Total	60 100.0	19 100	41 100.0	-	9 100.0	9 100.0	19 100.0	23 100	50 100.0	1 100.0	2 100.0	2 100.0	-			
AWARE [NET] =====	20 33.3%	5 26%	15 36.6%	-	3 33.3%	4 44.4%	5 26.3%	8 35%	15 30.0%	-	1 50.0%	1 50.0%	-			
Have Not Used Program [NET] =====	20 33.3%	5 26%	15 36.6%	-	3 33.3%	4 44.4%	5 26.3%	8 35%	15 30.0%	-	1 50.0%	1 50.0%	-			
Have Not Used Program	20 33.3%	5 26%	15 36.6%	-	3 33.3%	4 44.4%	5 26.3%	8 35%	15 30.0%	-	1 50.0%	1 50.0%	-			
UNAWARE [NET] =====	35 58.3%	11 58%	24 58.5%	-	6 66.7%	5 55.6%	11 57.9%	13 57%	31 62.0%	1 100.0%	-	1 50.0%	-			
Never Heard Of	35 58.3%	11 58%	24 58.5%	-	6 66.7%	5 55.6%	11 57.9%	13 57%	31 62.0%	1 100.0%	-	1 50.0%	-			
Unsure	5 8.3%	3 16%	2 4.9%	-	-	-	3 15.8%	2 8.7%	4 8.0%	-	1 50.0%	-	-			

Q17. Now we have a list of recycling programs operated by Dakota County. For each program, please indicate if you have heard of it and if you are satisfied or dissatisfied with the program. If you have no opinion or have never heard of the program, that's OK. The first program is Fix It Clinics. Have you heard of Fix It Clinics? Have you ever used the Fix It Clinics?
 BASE: Total Sample

	GENDER			AGE GROUP					CELL-PHONE MODE				ETHNICITY			
	TOTAL	MALE	FEMALE	18-29	30-39	40-54	55-64	65+	WHITE/ CAUCASIAN	BLACK/ AFRICAN AMERICAN	ASIAN	HISPANIC	AMERICAN INDIAN OR ALASKA NATIVE			
Total	90	41	49	5	13	41	25	6	67	2	1	13	1			
	100.0	100	100.0	100.0	100.0	100.0	100.0	100	100.0	100.0	100.0	100.0	100.0			
AWARE [NET]	22	8	14	2	2	11	5	2	19	-	-	2	-			
=====	24.4%	20%	28.6%	40.0%	15.4%	26.8%	20.0%	33%	28.4%			15.4%				
Have Used Program [NET]	2	2	-	1	-	-	-	1	2	-	-	-	-			
=====	2.2%	4.9%		20.0%				17%	3.0%							
Satisfied [NET]	2	2	-	1	-	-	-	1	2	-	-	-	-			
=====	2.2%	4.9%		20.0%				17%	3.0%							
Very satisfied	1	1	-	1	-	-	-	-	1	-	-	-	-			
	1.1%	2.4%		20.0%					1.5%							
Somewhat satisfied	1	1	-	-	-	-	-	1	1	-	-	-	-			
	1.1%	2.4%						17%	1.5%							
Have Not Used Program [NET]	20	6	14	1	2	11	5	1	17	-	-	2	-			
=====	22.2%	15%	28.6%	20.0%	15.4%	26.8%	20.0%	17%	25.4%			15.4%				
Have Not Used Program	20	6	14	1	2	11	5	1	17	-	-	2	-			
	22.2%	15%	28.6%	20.0%	15.4%	26.8%	20.0%	17%	25.4%			15.4%				
UNAWARE [NET]	66	32	34	3	11	30	19	3	46	2	1	11	1			
=====	73.3%	78%	69.4%	60.0%	84.6%	73.2%	76.0%	50%	68.7%	100.0%	100%	84.6%	100.0%			
Never Heard Of	66	32	34	3	11	30	19	3	46	2	1	11	1			
	73.3%	78%	69.4%	60.0%	84.6%	73.2%	76.0%	50%	68.7%	100.0%	100%	84.6%	100.0%			
Unsure	2	1	1	-	-	-	1	1	2	-	-	-	-			
	2.2%	2.4%	2.0%				4.0%	17%	3.0%							

Q17. Now we have a list of recycling programs operated by Dakota County. For each program, please indicate if you have heard of it and if you are satisfied or dissatisfied with the program. If you have no opinion or have never heard of the program, that's OK. The first program is Fix It Clinics. Have you heard of Fix It Clinics? Have you ever used the Fix It Clinics?
 BASE: Total Sample

	GENDER			AGE GROUP					ONLINE MODE	ETHNICITY				AMERICAN INDIAN OR ALASKA NATIVE
	TOTAL	MALE	FEMALE	18-29	30-39	40-54	55-64	65+	WHITE/ CAUCASIAN	BLACK/ AFRICAN AMERICAN	ASIAN	HISPANIC		
Total	450	218	232	67	120	95	83	85	367	12	13	12	2	
	100.0	100	100.0	100.0	100.0	100.0	100.0	100	100.0	100.0	100.0	100.0	100.0	
AWARE [NET]	117	41	76	10	32	20	22	33	104	1	1	2	-	
=====	26.0%	19%	32.8%	14.9%	26.7%	21.1%	26.5%	39%	28.3%	8.3%	7.7%	16.7%		
Have Used Program [NET]	3	2	1	-	-	-	2	1	3	-	-	-	-	
=====	0.7%	0.9%	0.4%				2.4%	1.2%	0.8%					
Satisfied [NET]	3	2	1	-	-	-	2	1	3	-	-	-	-	
=====	0.7%	0.9%	0.4%				2.4%	1.2%	0.8%					
Very satisfied	3	2	1	-	-	-	2	1	3	-	-	-	-	
=====	0.7%	0.9%	0.4%				2.4%	1.2%	0.8%					
Have Not Used Program [NET]	114	39	75	10	32	20	20	32	101	1	1	2	-	
=====	25.3%	18%	32.3%	14.9%	26.7%	21.1%	24.1%	38%	27.5%	8.3%	7.7%	16.7%		
Have Not Used Program	114	39	75	10	32	20	20	32	101	1	1	2	-	
=====	25.3%	18%	32.3%	14.9%	26.7%	21.1%	24.1%	38%	27.5%	8.3%	7.7%	16.7%		
UNAWARE [NET]	315	167	148	55	85	70	55	50	253	10	10	9	2	
=====	70.0%	77%	63.8%	82.1%	70.8%	73.7%	66.3%	59%	68.9%	83.3%	76.9%	75.0%	100.0%	
Never Heard Of	315	167	148	55	85	70	55	50	253	10	10	9	2	
=====	70.0%	77%	63.8%	82.1%	70.8%	73.7%	66.3%	59%	68.9%	83.3%	76.9%	75.0%	100.0%	
Unsure	15	9	6	1	3	4	5	2	9	1	2	-	-	
=====	3.3%	4.1%	2.6%	1.5%	2.5%	4.2%	6.0%	2.4%	2.5%	8.3%	15.4%			
Prefer not to answer	3	1	2	1	-	1	1	-	1	-	-	1	-	
=====	0.7%	0.5%	0.9%	1.5%		1.1%	1.2%		0.3%			8.3%		

Q17. Now we have a list of recycling programs operated by Dakota County. For each program, please indicate if you have heard of it and if you are satisfied or dissatisfied with the program. If you have no opinion or have never heard of the program, that's OK. The first program is Fix It Clinics. Have you heard of Fix It Clinics? Have you ever used the Fix It Clinics?

BASE: Total Sample

	GENDER			AGE GROUP					ETHNICITY				
	TOTAL	MALE	FEMALE	18-29	30-39	40-54	55-64	65+	WHITE/ CAUCASIAN	BLACK/ AFRICAN AMERICAN	ASIAN	HISPANIC	AMERICAN INDIAN OR ALASKA NATIVE
Total	225	123	102	64	83	52	21	5	180	6	6	6	2
	100.0	100	100.0	100.0	100.0	100.0	100.0	100	100.0	100.0	100.0	100.0	100.0
AWARE [NET]	49	21	28	10	22	9	5	3	45	-	1	-	-
=====	21.8%	17%	27.5%	15.6%	26.5%	17.3%	23.8%	60%	25.0%		16.7%		
Have Used Program [NET]	1	1	-	-	-	-	1	-	1	-	-	-	-
=====	0.4%	0.8%					4.8%		0.6%				
Satisfied [NET]	1	1	-	-	-	-	1	-	1	-	-	-	-
=====	0.4%	0.8%					4.8%		0.6%				
Very satisfied	1	1	-	-	-	-	1	-	1	-	-	-	-
	0.4%	0.8%					4.8%		0.6%				
Have Not Used Program [NET]	48	20	28	10	22	9	4	3	44	-	1	-	-
=====	21.3%	16%	27.5%	15.6%	26.5%	17.3%	19.0%	60%	24.4%		16.7%		
Have Not Used Program	48	20	28	10	22	9	4	3	44	-	1	-	-
	21.3%	16%	27.5%	15.6%	26.5%	17.3%	19.0%	60%	24.4%		16.7%		
UNAWARE [NET]	165	96	69	52	58	40	13	2	130	5	4	5	2
=====	73.3%	78%	67.6%	81.2%	69.9%	76.9%	61.9%	40%	72.2%	83.3%	66.7%	83.3%	100.0%
Never Heard Of	165	96	69	52	58	40	13	2	130	5	4	5	2
	73.3%	78%	67.6%	81.2%	69.9%	76.9%	61.9%	40%	72.2%	83.3%	66.7%	83.3%	100.0%
Unsure	8	5	3	1	3	2	2	-	4	1	1	-	-
	3.6%	4.1%	2.9%	1.6%	3.6%	3.8%	9.5%		2.2%	16.7%	16.7%		
Prefer not to answer	3	1	2	1	-	1	1	-	1	-	-	1	-
	1.3%	0.8%	2.0%	1.6%		1.9%	4.8%		0.6%			16.7%	

Q17. Now we have a list of recycling programs operated by Dakota County. For each program, please indicate if you have heard of it and if you are satisfied or dissatisfied with the program. If you have no opinion or have never heard of the program, that's OK. The first program is Fix It Clinics. Have you heard of Fix It Clinics? Have you ever used the Fix It Clinics?

BASE: Total Sample

	GENDER			AGE GROUP					EMAIL MODE	ETHNICITY				AMERICAN INDIAN OR ALASKA NATIVE
	TOTAL	MALE	FEMALE	18-29	30-39	40-54	55-64	65+	WHITE/ CAUCASIAN	BLACK/ AFRICAN AMERICAN	ASIAN	HISPANIC		
Total	225	95	130	3	37	43	62	80	187	6	7	6	-	
	100.0	100	100.0	100.0	100.0	100.0	100.0	100	100.0	100.0	100.0	100.0		
AWARE [NET]	68	20	48	-	10	11	17	30	59	1	-	2	-	
=====	30.2%	21%	36.9%		27.0%	25.6%	27.4%	38%	31.6%	16.7%		33.3%		
Have Used Program [NET]	2	1	1	-	-	-	1	1	2	-	-	-	-	
=====	0.9%	1.1%	0.8%				1.6%	1.2%	1.1%					
Satisfied [NET]	2	1	1	-	-	-	1	1	2	-	-	-	-	
=====	0.9%	1.1%	0.8%				1.6%	1.2%	1.1%					
Very satisfied	2	1	1	-	-	-	1	1	2	-	-	-	-	
=====	0.9%	1.1%	0.8%				1.6%	1.2%	1.1%					
Have Not Used Program [NET]	66	19	47	-	10	11	16	29	57	1	-	2	-	
=====	29.3%	20%	36.2%		27.0%	25.6%	25.8%	36%	30.5%	16.7%		33.3%		
Have Not Used Program	66	19	47	-	10	11	16	29	57	1	-	2	-	
=====	29.3%	20%	36.2%		27.0%	25.6%	25.8%	36%	30.5%	16.7%		33.3%		
UNAWARE [NET]	150	71	79	3	27	30	42	48	123	5	6	4	-	
=====	66.7%	75%	60.8%	100%	73.0%	69.8%	67.7%	60%	65.8%	83.3%	85.7%	66.7%		
Never Heard Of	150	71	79	3	27	30	42	48	123	5	6	4	-	
=====	66.7%	75%	60.8%	100%	73.0%	69.8%	67.7%	60%	65.8%	83.3%	85.7%	66.7%		
Unsure	7	4	3	-	-	2	3	2	5	-	1	-	-	
=====	3.1%	4.2%	2.3%			4.7%	4.8%	2.5%	2.7%		14.3%			

Q17A. Now we have a list of recycling programs operated by Dakota County. For each program, please indicate if you have heard of it and if you are satisfied or dissatisfied with the program. If you have no opinion or have never heard of the program, that's OK. The first program is Fix It Clinics. Have you heard of Fix It Clinics? Have you ever used the Fix It Clinics?
 BASE: Total Sample

	GENDER			AGE GROUP					RENT/OWN			ETHNICITY				LANGUAGE	
	TOTAL	MALE	FEMALE	18-29	30-39	40-54	55-64	65+	OWN	RENT	CAUCASIAN	WHITE/ AFRICAN	BLACK/ AMERICAN	ASIAN	HISPANIC	AMERICAN INDIAN OR ALASKA NATIVE	SPANISH
Total	575	264	311	70	139	140	117	109	457	83	468	14	13	26	3	15	560
	100.0	100	100.0	100.0	100.0	100.0	100.0	100	100	100	100.0	100.0	100.0	100.0	100.0	100.0	100.0
AWARE [NET]	159	54	105	12	37	35	32	43	136	17	138	1	2	5	-	3	156
=====	27.7%	20%	33.8%	17.1%	26.6%	25.0%	27.4%	39%	30%	20%	29.5%	7.1%	15.4%	19.2%		20.0%	27.9%
Have Used Program [NET]	5	4	1	1	-	-	2	2	3	2	5	-	-	-	-	-	5
=====	3.1%	7.4%	1.0%	8.3%			6.2%	4.7%	2.2%	12%	3.6%						3.2%
Satisfied [NET]	5	4	1	1	-	-	2	2	3	2	5	-	-	-	-	-	5
=====	100%	100%	100.0%	100%			100%	100%	100%	100%	100.0%						100.0%
Very satisfied	4	3	1	1	-	-	2	1	3	1	4	-	-	-	-	-	4
	80.0%	75%	100.0%	100%			100%	50%	100%	50%	80.0%						80.0%
Somewhat satisfied	1	1	-	-	-	-	-	1	-	1	1	-	-	-	-	-	1
	20.0%	25%						50%		50%	20.0%						20.0%
Have Not Used Program [NET]	154	50	104	11	37	35	30	41	133	15	133	1	2	5	-	3	151
=====	96.9%	93%	99.0%	91.7%	100%	100%	93.8%	95%	98%	88%	96.4%	100.0%	100%	100.0%		100.0%	96.8%
Have Not Used Program	154	50	104	11	37	35	30	41	133	15	133	1	2	5	-	3	151
	100%	100%	100.0%	100%	100%	100%	100%	100%	100%	100%	100.0%	100.0%	100%	100.0%		100.0%	100.0%
UNAWARE [NET]	416	210	206	58	102	105	85	66	321	66	330	13	11	21	3	12	404
=====	72.3%	80%	66.2%	82.9%	73.4%	75.0%	72.6%	61%	70%	80%	70.5%	92.9%	84.6%	80.8%	100.0%	80.0%	72.1%
Never Heard Of	416	210	206	58	102	105	85	66	321	66	330	13	11	21	3	12	404
	100%	100%	100.0%	100%	100%	100%	100%	100%	100%	100%	100.0%	100.0%	100%	100.0%	100.0%	100.0%	100.0%



Q17A. Now we have a list of recycling programs operated by Dakota County. For each program, please indicate if you have heard of it and if you are satisfied or dissatisfied with the program. If you have no opinion or have never heard of the program, that's OK. The first program is Fix It Clinics. Have you heard of Fix It Clinics? Have you ever used the Fix It Clinics?

BASE: Total Sample

	GEOGRAPHIC																											
	APPLE		BURNSVILLE		EAGAN		FARMINGTON		LAKEVILLE		LILYDALE		HASTINGS		INVER GROVE HEIGHTS		MENDOTA		ROSEMOUNT		SOUTH ST. PAUL		SUNFISH LAKE		WEST ST. PAUL		RURAL/ UNINCORPORATED	
	TOTAL	VALLEY																										
Total	575	72	76	89	30	85	1	31	49	-	28	29	28	2	31	21												
	100.0	100.0	100.0	100.0	100.0	100.0	100.0	100.0	100.0	100.0	100.0	100.0	100.0	100.0	100.0	100.0	100.0	100.0	100.0	100.0	100.0	100.0	100.0	100.0	100.0	100.0	100.0	100.0
AWARE [NET]	159	19	17	22	10	18	1	5	19	-	11	7	13	1	12	4												
=====	27.7%	26.4%	22.4%	24.7%	33.3%	21.2%	100.0%	16.1%	38.8%		39.3%	24.1%	46.4%	50.0%	38.7%	19.0%												
Have Used Program [NET]	5	1	-	-	-	-	1	-	-	-	-	1	1	-	1	-												
=====	3.1%	5.3%					100.0%					14.3%	7.7%		8.3%													
Satisfied [NET]	5	1	-	-	-	-	1	-	-	-	-	1	1	-	1	-												
=====	100%	100.0%					100.0%					100.0%	100.0%		100.0%													
Very satisfied	4	1	-	-	-	-	-	-	-	-	-	1	1	-	1	-												
	80.0%	100.0%										100.0%	100.0%		100.0%													
Somewhat satisfied	1	-	-	-	-	-	1	-	-	-	-	-	-	-	-	-												
	20.0%						100.0%																					
Have Not Used Program [NET]	154	18	17	22	10	18	-	5	19	-	11	6	12	1	11	4												
=====	96.9%	94.7%	100.0%	100%	100.0%	100.0%		100.0%	100.0%		100.0%	85.7%	92.3%	100.0%	91.7%	100.0%												
Have Not Used Program	154	18	17	22	10	18	-	5	19	-	11	6	12	1	11	4												
	100%	100.0%	100.0%	100%	100.0%	100.0%		100.0%	100.0%		100.0%	100.0%	100.0%	100.0%	100.0%	100.0%												
UNAWARE [NET]	416	53	59	67	20	67	-	26	30	-	17	22	15	1	19	17												
=====	72.3%	73.6%	77.6%	75.3%	66.7%	78.8%		83.9%	61.2%		60.7%	75.9%	53.6%	50.0%	61.3%	81.0%												
Never Heard Of	416	53	59	67	20	67	-	26	30	-	17	22	15	1	19	17												
	100%	100.0%	100.0%	100%	100.0%	100.0%		100.0%	100.0%		100.0%	100.0%	100.0%	100.0%	100.0%	100.0%												

Q17A. Now we have a list of recycling programs operated by Dakota County. For each program, please indicate if you have heard of it and if you are satisfied or dissatisfied with the program. If you have no opinion or have never heard of the program, that's OK. The first program is Fix It Clinics. Have you heard of Fix It Clinics? Have you ever used the Fix It Clinics?
 BASE: Total Sample

	SURVEY TYPE						
	TOTAL	PHONE	LANDLINE	MOBILE	ONLINE	TEXT	EMAIL
Total	575	143	55	88	432	214	218
	100.0	100.0	100.0	100.0	100.0	100	100.0
AWARE [NET]	159	42	20	22	117	49	68
=====	27.7%	29.4%	36.4%	25.0%	27.1%	23%	31.2%
Have Used Program [NET]	5	2	-	2	3	1	2
=====	3.1%	4.8%		9.1%	2.6%	2.0%	2.9%
Satisfied [NET]	5	2	-	2	3	1	2
=====	100%	100%		100.0%	100.0%	100%	100%
Very satisfied	4	1	-	1	3	1	2
	80.0%	50.0%		50.0%	100.0%	100%	100%
Somewhat satisfied	1	1	-	1	-	-	-
	20.0%	50.0%		50.0%			
Have Not Used Program [NET]	154	40	20	20	114	48	66
=====	96.9%	95.2%	100.0%	90.9%	97.4%	98%	97.1%
Have Not Used Program	154	40	20	20	114	48	66
	100%	100%	100.0%	100.0%	100.0%	100%	100%
UNAWARE [NET]	416	101	35	66	315	165	150
=====	72.3%	70.6%	63.6%	75.0%	72.9%	77%	68.8%
Never Heard Of	416	101	35	66	315	165	150
	100%	100%	100.0%	100.0%	100.0%	100%	100%

Q17A. Now we have a list of recycling programs operated by Dakota County. For each program, please indicate if you have heard of it and if you are satisfied or dissatisfied with the program. If you have no opinion or have never heard of the program, that's OK. The first program is Fix It Clinics. Have you heard of Fix It Clinics? Have you ever used the Fix It Clinics?
 BASE: Total Sample

	GENDER			AGE GROUP					PHONE MODE				ETHNICITY			
	TOTAL	MALE	FEMALE	18-29	30-39	40-54	55-64	65+	WHITE/ CAUCASIAN	BLACK/ AFRICAN AMERICAN	ASIAN	HISPANIC	AMERICAN INDIAN OR ALASKA NATIVE			
Total	143	56	87	5	22	50	40	26	111	3	2	15	1			
	100.0	100	100.0	100.0	100.0	100.0	100.0	100	100.0	100.0	100.0	100.0	100.0			
AWARE [NET]	42	13	29	2	5	15	10	10	34	-	1	3	-			
=====	29.4%	23%	33.3%	40.0%	22.7%	30.0%	25.0%	38%	30.6%		50.0%	20.0%				
Have Used Program [NET]	2	2	-	1	-	-	-	1	2	-	-	-	-			
=====	4.8%	15%		50.0%				10%	5.9%							
Satisfied [NET]	2	2	-	1	-	-	-	1	2	-	-	-	-			
=====	100%	100%		100%				100%	100.0%							
Very satisfied	1	1	-	1	-	-	-	-	1	-	-	-	-			
	50.0%	50%		100%					50.0%							
Somewhat satisfied	1	1	-	-	-	-	-	1	1	-	-	-	-			
	50.0%	50%						100%	50.0%							
Have Not Used Program [NET]	40	11	29	1	5	15	10	9	32	-	1	3	-			
=====	95.2%	85%	100.0%	50.0%	100%	100%	100%	90%	94.1%		100%	100.0%				
Have Not Used Program	40	11	29	1	5	15	10	9	32	-	1	3	-			
	100%	100%	100.0%	100%	100%	100%	100%	100%	100.0%		100%	100.0%				
UNAWARE [NET]	101	43	58	3	17	35	30	16	77	3	1	12	1			
=====	70.6%	77%	66.7%	60.0%	77.3%	70.0%	75.0%	62%	69.4%	100.0%	50.0%	80.0%	100.0%			
Never Heard Of	101	43	58	3	17	35	30	16	77	3	1	12	1			
	100%	100%	100.0%	100%	100%	100%	100%	100%	100.0%	100.0%	100%	100.0%	100.0%			

Q17A. Now we have a list of recycling programs operated by Dakota County. For each program, please indicate if you have heard of it and if you are satisfied or dissatisfied with the program. If you have no opinion or have never heard of the program, that's OK. The first program is Fix It Clinics. Have you heard of Fix It Clinics? Have you ever used the Fix It Clinics?
 BASE: Total Sample

	GENDER			AGE GROUP					LANDLINE MODE				ETHNICITY			
	TOTAL	MALE	FEMALE	18-29	30-39	40-54	55-64	65+	WHITE/ CAUCASIAN	BLACK/ AFRICAN AMERICAN	ASIAN	HISPANIC	AMERICAN INDIAN OR ALASKA NATIVE			
Total	55	16	39	-	9	9	16	21	46	1	1	2	-			
	100.0	100	100.0		100.0	100.0	100.0	100	100.0	100.0	100.0	100.0				
AWARE [NET]	20	5	15	-	3	4	5	8	15	-	1	1	-			
=====	36.4%	31%	38.5%		33.3%	44.4%	31.2%	38%	32.6%		100%	50.0%				
Have Not Used Program [NET]	20	5	15	-	3	4	5	8	15	-	1	1	-			
=====	100%	100%	100.0%		100%	100%	100%	100%	100.0%		100%	100.0%				
Have Not Used Program	20	5	15	-	3	4	5	8	15	-	1	1	-			
	100%	100%	100.0%		100%	100%	100%	100%	100.0%		100%	100.0%				
UNAWARE [NET]	35	11	24	-	6	5	11	13	31	1	-	1	-			
=====	63.6%	69%	61.5%		66.7%	55.6%	68.8%	62%	67.4%	100.0%		50.0%				
Never Heard Of	35	11	24	-	6	5	11	13	31	1	-	1	-			
	100%	100%	100.0%		100%	100%	100%	100%	100.0%	100.0%		100.0%				

Q17A. Now we have a list of recycling programs operated by Dakota County. For each program, please indicate if you have heard of it and if you are satisfied or dissatisfied with the program. If you have no opinion or have never heard of the program, that's OK. The first program is Fix It Clinics. Have you heard of Fix It Clinics? Have you ever used the Fix It Clinics?

BASE: Total Sample

	GENDER			AGE GROUP					CELL-PHONE MODE				ETHNICITY			
	TOTAL	MALE	FEMALE	18-29	30-39	40-54	55-64	65+	WHITE/ CAUCASIAN	BLACK/ AFRICAN AMERICAN	ASIAN	HISPANIC	AMERICAN INDIAN OR ALASKA NATIVE			
Total	88	40	48	5	13	41	24	5	65	2	1	13	1			
	100.0	100	100.0	100.0	100.0	100.0	100.0	100	100.0	100.0	100.0	100.0	100.0			
AWARE [NET]	22	8	14	2	2	11	5	2	19	-	-	2	-			
=====	25.0%	20%	29.2%	40.0%	15.4%	26.8%	20.8%	40%	29.2%			15.4%				
Have Used Program [NET]	2	2	-	1	-	-	-	1	2	-	-	-	-			
=====	9.1%	25%		50.0%				50%	10.5%							
Satisfied [NET]	2	2	-	1	-	-	-	1	2	-	-	-	-			
=====	100%	100%		100%				100%	100.0%							
Very satisfied	1	1	-	1	-	-	-	-	1	-	-	-	-			
	50.0%	50%		100%					50.0%							
Somewhat satisfied	1	1	-	-	-	-	-	1	1	-	-	-	-			
	50.0%	50%						100%	50.0%							
Have Not Used Program [NET]	20	6	14	1	2	11	5	1	17	-	-	2	-			
=====	90.9%	75%	100.0%	50.0%	100%	100%	100%	50%	89.5%			100.0%				
Have Not Used Program	20	6	14	1	2	11	5	1	17	-	-	2	-			
	100%	100%	100.0%	100%	100%	100%	100%	100%	100.0%			100.0%				
UNAWARE [NET]	66	32	34	3	11	30	19	3	46	2	1	11	1			
=====	75.0%	80%	70.8%	60.0%	84.6%	73.2%	79.2%	60%	70.8%	100.0%	100%	84.6%	100.0%			
Never Heard Of	66	32	34	3	11	30	19	3	46	2	1	11	1			
	100%	100%	100.0%	100%	100%	100%	100%	100%	100.0%	100.0%	100%	100.0%	100.0%			



Q17A. Now we have a list of recycling programs operated by Dakota County. For each program, please indicate if you have heard of it and if you are satisfied or dissatisfied with the program. If you have no opinion or have never heard of the program, that's OK. The first program is Fix It Clinics. Have you heard of Fix It Clinics? Have you ever used the Fix It Clinics?
 BASE: Total Sample

	GENDER			AGE GROUP					ONLINE MODE	ETHNICITY				AMERICAN INDIAN OR ALASKA NATIVE
	TOTAL	MALE	FEMALE	18-29	30-39	40-54	55-64	65+	WHITE/ CAUCASIAN	BLACK/ AFRICAN AMERICAN	ASIAN	HISPANIC		
Total	432	208	224	65	117	90	77	83	357	11	11	11	2	
	100.0	100	100.0	100.0	100.0	100.0	100.0	100	100.0	100.0	100.0	100.0	100.0	
AWARE [NET]	117	41	76	10	32	20	22	33	104	1	1	2	-	
=====	27.1%	20%	33.9%	15.4%	27.4%	22.2%	28.6%	40%	29.1%	9.1%	9.1%	18.2%		
Have Used Program [NET]	3	2	1	-	-	-	2	1	3	-	-	-	-	
=====	2.6%	4.9%	1.3%				9.1%	3.0%	2.9%					
Satisfied [NET]	3	2	1	-	-	-	2	1	3	-	-	-	-	
=====	100%	100%	100.0%				100%	100%	100.0%					
Very satisfied	3	2	1	-	-	-	2	1	3	-	-	-	-	
=====	100%	100%	100.0%				100%	100%	100.0%					
Have Not Used Program [NET]	114	39	75	10	32	20	20	32	101	1	1	2	-	
=====	97.4%	95%	98.7%	100%	100%	100%	90.9%	97%	97.1%	100.0%	100%	100.0%		
Have Not Used Program	114	39	75	10	32	20	20	32	101	1	1	2	-	
=====	100%	100%	100.0%	100%	100%	100%	100%	100%	100.0%	100.0%	100%	100.0%		
UNAWARE [NET]	315	167	148	55	85	70	55	50	253	10	10	9	2	
=====	72.9%	80%	66.1%	84.6%	72.6%	77.8%	71.4%	60%	70.9%	90.9%	90.9%	81.8%	100.0%	
Never Heard Of	315	167	148	55	85	70	55	50	253	10	10	9	2	
=====	100%	100%	100.0%	100%	100%	100%	100%	100%	100.0%	100.0%	100%	100.0%	100.0%	

Q17A. Now we have a list of recycling programs operated by Dakota County. For each program, please indicate if you have heard of it and if you are satisfied or dissatisfied with the program. If you have no opinion or have never heard of the program, that's OK. The first program is Fix It Clinics. Have you heard of Fix It Clinics? Have you ever used the Fix It Clinics?
 BASE: Total Sample

	GENDER			AGE GROUP					ETHNICITY				
	TOTAL	MALE	FEMALE	18-29	30-39	40-54	55-64	65+	WHITE/ CAUCASIAN	BLACK/ AFRICAN AMERICAN	ASIAN	HISPANIC	AMERICAN INDIAN OR ALASKA NATIVE
Total	214	117	97	62	80	49	18	5	175	5	5	5	2
	100.0	100	100.0	100.0	100.0	100.0	100.0	100	100.0	100.0	100.0	100.0	100.0
AWARE [NET]	49	21	28	10	22	9	5	3	45	-	1	-	-
=====	22.9%	18%	28.9%	16.1%	27.5%	18.4%	27.8%	60%	25.7%		20.0%		
Have Used Program [NET]	1	1	-	-	-	-	1	-	1	-	-	-	-
=====	2.0%	4.8%					20.0%		2.2%				
Satisfied [NET]	1	1	-	-	-	-	1	-	1	-	-	-	-
=====	100%	100%					100%		100.0%				
Very satisfied	1	1	-	-	-	-	1	-	1	-	-	-	-
	100%	100%					100%		100.0%				
Have Not Used Program [NET]	48	20	28	10	22	9	4	3	44	-	1	-	-
=====	98.0%	95%	100.0%	100%	100%	100%	80.0%	100%	97.8%		100%		
Have Not Used Program	48	20	28	10	22	9	4	3	44	-	1	-	-
	100%	100%	100.0%	100%	100%	100%	100%	100%	100.0%		100%		
UNAWARE [NET]	165	96	69	52	58	40	13	2	130	5	4	5	2
=====	77.1%	82%	71.1%	83.9%	72.5%	81.6%	72.2%	40%	74.3%	100.0%	80.0%	100.0%	100.0%
Never Heard Of	165	96	69	52	58	40	13	2	130	5	4	5	2
	100%	100%	100.0%	100%	100%	100%	100%	100%	100.0%	100.0%	100%	100.0%	100.0%

Q17A. Now we have a list of recycling programs operated by Dakota County. For each program, please indicate if you have heard of it and if you are satisfied or dissatisfied with the program. If you have no opinion or have never heard of the program, that's OK. The first program is Fix It Clinics. Have you heard of Fix It Clinics? Have you ever used the Fix It Clinics?

BASE: Total Sample

	GENDER			AGE GROUP					EMAIL MODE	ETHNICITY				AMERICAN INDIAN OR ALASKA NATIVE
	TOTAL	MALE	FEMALE	18-29	30-39	40-54	55-64	65+	WHITE/ CAUCASIAN	BLACK/ AFRICAN AMERICAN	ASIAN	HISPANIC		
Total	218	91	127	3	37	41	59	78	182	6	6	6	-	
	100.0	100	100.0	100.0	100.0	100.0	100.0	100	100.0	100.0	100.0	100.0		
AWARE [NET]	68	20	48	-	10	11	17	30	59	1	-	2	-	
=====	31.2%	22%	37.8%		27.0%	26.8%	28.8%	38%	32.4%	16.7%		33.3%		
Have Used Program [NET]	2	1	1	-	-	-	1	1	2	-	-	-	-	
=====	2.9%	5.0%	2.1%				5.9%	3.3%	3.4%					
Satisfied [NET]	2	1	1	-	-	-	1	1	2	-	-	-	-	
=====	100%	100%	100.0%				100%	100%	100.0%					
Very satisfied	2	1	1	-	-	-	1	1	2	-	-	-	-	
	100%	100%	100.0%				100%	100%	100.0%					
Have Not Used Program [NET]	66	19	47	-	10	11	16	29	57	1	-	2	-	
=====	97.1%	95%	97.9%		100%	100%	94.1%	97%	96.6%	100.0%		100.0%		
Have Not Used Program	66	19	47	-	10	11	16	29	57	1	-	2	-	
	100%	100%	100.0%		100%	100%	100%	100%	100.0%	100.0%		100.0%		
UNAWARE [NET]	150	71	79	3	27	30	42	48	123	5	6	4	-	
=====	68.8%	78%	62.2%	100%	73.0%	73.2%	71.2%	62%	67.6%	83.3%	100%	66.7%		
Never Heard Of	150	71	79	3	27	30	42	48	123	5	6	4	-	
	100%	100%	100.0%	100%	100%	100%	100%	100%	100.0%	100.0%	100%	100.0%		

Q19. Now we have questions about resources provided by the County to help residents recycle and get rid of items properly. For each resource, please indicate if you have heard of it and if you are satisfied or dissatisfied with the resource. If you have no opinion or have never heard of the resource, that's OK. The first resource is Home Recycling Guide booklet (mailed every-other-year). Have you heard of Home Recycling Guide booklet (mailed every-other-year)? Have you ever used the Home Recycling Guide booklet (mailed every-other-year)?

BASE: Total Sample

	GENDER			AGE GROUP					RENT/OWN			ETHNICITY				LANGUAGE		
	TOTAL	MALE	FEMALE	18-29	30-39	40-54	55-64	65+	OWN	RENT		WHITE/ CAUCASIAN	BLACK/ AFRICAN AMERICAN	ASIAN	HISPANIC	AMERICAN INDIAN OR ALASKA NATIVE	SPANISH	ENGLISH
Total	600	278	322	72	142	145	127	114	477	85	484	15	16	27	3	15	585	
	100.0	100	100.0	100.0	100.0	100.0	100.0	100	100	100	100.0	100.0	100.0	100.0	100.0	100.0	100.0	
AWARE [NET]	217	95	122	11	31	55	56	64	193	20	188	6	5	5	1	4	213	
=====	36.2%	34%	37.9%	15.3%	21.8%	37.9%	44.1%	56%	40%	24%	38.8%	40.0%	31.2%	18.5%	33.3%	26.7%	36.4%	
Have Used Program [NET]	190	83	107	10	28	45	48	59	169	18	168	4	5	2	1	1	189	
=====	31.7%	30%	33.2%	13.9%	19.7%	31.0%	37.8%	52%	35%	21%	34.7%	26.7%	31.2%	7.4%	33.3%	6.7%	32.3%	
Satisfied [NET]	186	82	104	10	28	43	48	57	165	18	165	3	5	2	1	1	185	
=====	31.0%	29%	32.3%	13.9%	19.7%	29.7%	37.8%	50%	35%	21%	34.1%	20.0%	31.2%	7.4%	33.3%	6.7%	31.6%	
Very satisfied	132	61	71	7	18	36	27	44	118	13	116	3	3	2	1	1	131	
	22.0%	22%	22.0%	9.7%	12.7%	24.8%	21.3%	39%	25%	15%	24.0%	20.0%	18.8%	7.4%	33.3%	6.7%	22.4%	
Somewhat satisfied	54	21	33	3	10	7	21	13	47	5	49	-	2	-	-	-	54	
	9.0%	7.6%	10.2%	4.2%	7.0%	4.8%	16.5%	11%	9.9%	5.9%	10.1%		12.5%				9.2%	
Dissatisfied [NET]	4	1	3	-	-	2	-	2	4	-	3	1	-	-	-	-	4	
=====	0.7%	0.4%	0.9%			1.4%		1.8%	0.8%		0.6%	6.7%					0.7%	
Somewhat dissatisfied	4	1	3	-	-	2	-	2	4	-	3	1	-	-	-	-	4	
	0.7%	0.4%	0.9%			1.4%		1.8%	0.8%		0.6%	6.7%					0.7%	
Have Not Used Program [NET]	27	12	15	1	3	10	8	5	24	2	20	2	-	3	-	3	24	
=====	4.5%	4.3%	4.7%	1.4%	2.1%	6.9%	6.3%	4.4%	5.0%	2.4%	4.1%	13.3%		11.1%		20.0%	4.1%	
Have Not Used Program	27	12	15	1	3	10	8	5	24	2	20	2	-	3	-	3	24	
	4.5%	4.3%	4.7%	1.4%	2.1%	6.9%	6.3%	4.4%	5.0%	2.4%	4.1%	13.3%		11.1%		20.0%	4.1%	
UNAWARE [NET]	285	135	150	50	86	73	51	25	204	55	223	8	9	15	2	8	277	
=====	47.5%	49%	46.6%	69.4%	60.6%	50.3%	40.2%	22%	43%	65%	46.1%	53.3%	56.2%	55.6%	66.7%	53.3%	47.4%	
Never Heard Of	285	135	150	50	86	73	51	25	204	55	223	8	9	15	2	8	277	
	47.5%	49%	46.6%	69.4%	60.6%	50.3%	40.2%	22%	43%	65%	46.1%	53.3%	56.2%	55.6%	66.7%	53.3%	47.4%	
Unsure	93	44	49	10	23	16	19	25	78	10	73	1	2	5	-	2	91	
	15.5%	16%	15.2%	13.9%	16.2%	11.0%	15.0%	22%	16%	12%	15.1%	6.7%	12.5%	18.5%		13.3%	15.6%	



Q19. Now we have questions about resources provided by the County to help residents recycle and get rid of items properly. For each resource, please indicate if you have heard of it and if you are satisfied or dissatisfied with the resource. If you have no opinion or have never heard of the resource, that's OK. The first resource is Home Recycling Guide booklet (mailed every-other-year). Have you heard of Home Recycling Guide booklet (mailed every-other-year)? Have you ever used the Home Recycling Guide booklet (mailed every-other-year)?

BASE: Total Sample

	GENDER		AGE GROUP				RENT/OWN		ETHNICITY				LANGUAGE				
	TOTAL	MALE	FEMALE	18-29	30-39	40-54	55-64	65+	OWN	RENT	WHITE/ CAUCASIAN	BLACK/ AFRICAN AMERICAN	ASIAN	HISPANIC	AMERICAN INDIAN OR ALASKA NATIVE	SPANISH	ENGLISH
Prefer not to answer	5	4	1	1	2	1	1	-	2	-	-	-	-	2	-	1	4
	0.8%	1.4%	0.3%	1.4%	1.4%	0.7%	0.8%		0.4%					7.4%		6.7%	0.7%

Q19. Now we have questions about resources provided by the County to help residents recycle and get rid of items properly. For each resource, please indicate if you have heard of it and if you are satisfied or dissatisfied with the resource. If you have no opinion or have never heard of the resource, that's OK. The first resource is Home Recycling Guide booklet (mailed every-other-year). Have you heard of Home Recycling Guide booklet (mailed every-other-year)? Have you ever used the Home Recycling Guide booklet (mailed every-other-year)?

BASE: Total Sample

	GEOGRAPHIC																				
	APPLE		BURNSVILLE		EAGAN		FARMINGTON		LAKEVILLE		LILYDALE		INVER GROVE HEIGHTS		MENDOTA		SOUTH SUNFISH		WEST UNINCORPORATED		
	TOTAL	VALLEY	BURNSVILLE	EAGAN	FARMINGTON	LAKEVILLE	LILYDALE	HASTINGS	HEIGHTS	MENDOTA	HEIGHTS	ROSEMOUNT	ST.PAUL	LAKE	ST.PAUL	PORATED					
Total	600	74	82	95	32	87	1	32	51	-	28	29	29	2	31	24					
	100.0	100.0	100.0	100.0	100.0	100.0	100.0	100.0	100.0		100.0	100.0	100.0	100.0	100.0	100.0					
AWARE [NET]	217	28	26	36	10	36	1	13	16	-	8	9	11	1	13	9					
=====	36.2%	37.8%	31.7%	37.9%	31.2%	41.4%	100.0%	40.6%	31.4%		28.6%	31.0%	37.9%	50.0%	41.9%	37.5%					
Have Used Program [NET]	190	24	26	30	10	28	1	12	12	-	7	9	10	1	12	8					
=====	31.7%	32.4%	31.7%	31.6%	31.2%	32.2%	100.0%	37.5%	23.5%		25.0%	31.0%	34.5%	50.0%	38.7%	33.3%					
Satisfied [NET]	186	23	25	30	10	28	1	12	11	-	7	9	9	1	12	8					
=====	31.0%	31.1%	30.5%	31.6%	31.2%	32.2%	100.0%	37.5%	21.6%		25.0%	31.0%	31.0%	50.0%	38.7%	33.3%					
Very satisfied	132	14	20	23	8	18	1	11	6	-	7	7	5	1	5	6					
	22.0%	18.9%	24.4%	24.2%	25.0%	20.7%	100.0%	34.4%	11.8%		25.0%	24.1%	17.2%	50.0%	16.1%	25.0%					
Somewhat satisfied	54	9	5	7	2	10	-	1	5	-	-	2	4	-	7	2					
	9.0%	12.2%	6.1%	7.4%	6.2%	11.5%		3.1%	9.8%			6.9%	13.8%		22.6%	8.3%					
Dissatisfied [NET]	4	1	1	-	-	-	-	-	1	-	-	-	1	-	-	-					
=====	0.7%	1.4%	1.2%						2.0%				3.4%								
Somewhat dissatisfied	4	1	1	-	-	-	-	-	1	-	-	-	1	-	-	-					
	0.7%	1.4%	1.2%						2.0%				3.4%								
Have Not Used Program [NET]	27	4	-	6	-	8	-	1	4	-	1	-	1	-	1	1					
=====	4.5%	5.4%		6.3%		9.2%		3.1%	7.8%		3.6%		3.4%		3.2%	4.2%					
Have Not Used Program	27	4	-	6	-	8	-	1	4	-	1	-	1	-	1	1					
	4.5%	5.4%		6.3%		9.2%		3.1%	7.8%		3.6%		3.4%		3.2%	4.2%					
UNAWARE [NET]	285	33	43	44	16	41	-	13	23	-	17	15	12	1	14	11					
=====	47.5%	44.6%	52.4%	46.3%	50.0%	47.1%		40.6%	45.1%		60.7%	51.7%	41.4%	50.0%	45.2%	45.8%					
Never Heard Of	285	33	43	44	16	41	-	13	23	-	17	15	12	1	14	11					
	47.5%	44.6%	52.4%	46.3%	50.0%	47.1%		40.6%	45.1%		60.7%	51.7%	41.4%	50.0%	45.2%	45.8%					
Unsure	93	12	11	15	6	10	-	5	12	-	3	5	6	-	4	4					
	15.5%	16.2%	13.4%	15.8%	18.8%	11.5%		15.6%	23.5%		10.7%	17.2%	20.7%		12.9%	16.7%					



Q19. Now we have questions about resources provided by the County to help residents recycle and get rid of items properly. For each resource, please indicate if you have heard of it and if you are satisfied or dissatisfied with the resource. If you have no opinion or have never heard of the resource, that's OK. The first resource is Home Recycling Guide booklet (mailed every-other-year). Have you heard of Home Recycling Guide booklet (mailed every-other-year)? Have you ever used the Home Recycling Guide booklet (mailed every-other-year)?

BASE: Total Sample

	GEOGRAPHIC															
	APPLE							INVER GROVE		MENDOTA		SOUTH SUNFISH		WEST UNINCOR		RURAL/
	TOTAL	VALLEY	BURNSVILLE	EAGAN	FARMINGTON	LAKEVILLE	LILYDALE	HASTINGS	HEIGHTS	MENDOTA	HEIGHTS	ROSEMOUNT	ST.PAUL	LAKE	ST.PAUL	PORATED
Prefer not to answer	5	1	2	-	-	-	-	1	-	-	-	-	-	-	-	-
	0.8%	1.4%	2.4%					3.1%								

Q19. Now we have questions about resources provided by the County to help residents recycle and get rid of items properly. For each resource, please indicate if you have heard of it and if you are satisfied or dissatisfied with the resource. If you have no opinion or have never heard of the resource, that's OK. The first resource is Home Recycling Guide booklet (mailed every-other-year). Have you heard of Home Recycling Guide booklet (mailed every-other-year)? Have you ever used the Home Recycling Guide booklet (mailed every-other-year)?

BASE: Total Sample

	SURVEY TYPE						
	TOTAL	PHONE	LANDLINE	MOBILE	ONLINE	TEXT	EMAIL
Total	600	150	60	90	450	225	225
	100.0	100.0	100.0	100.0	100.0	100	100.0
AWARE [NET]	217	68	31	37	149	47	102
=====	36.2%	45.3%	51.7%	41.1%	33.1%	21%	45.3%
Have Used Program [NET]	190	59	30	29	131	40	91
=====	31.7%	39.3%	50.0%	32.2%	29.1%	18%	40.4%
Satisfied [NET]	186	56	28	28	130	40	90
=====	31.0%	37.3%	46.7%	31.1%	28.9%	18%	40.0%
Very satisfied	132	41	18	23	91	26	65
	22.0%	27.3%	30.0%	25.6%	20.2%	12%	28.9%
Somewhat satisfied	54	15	10	5	39	14	25
	9.0%	10.0%	16.7%	5.6%	8.7%	6.2%	11.1%
Dissatisfied [NET]	4	3	2	1	1	-	1
=====	0.7%	2.0%	3.3%	1.1%	0.2%		0.4%
Somewhat dissatisfied	4	3	2	1	1	-	1
	0.7%	2.0%	3.3%	1.1%	0.2%		0.4%
Have Not Used Program [NET]	27	9	1	8	18	7	11
=====	4.5%	6.0%	1.7%	8.9%	4.0%	3.1%	4.9%
Have Not Used Program	27	9	1	8	18	7	11
	4.5%	6.0%	1.7%	8.9%	4.0%	3.1%	4.9%
UNAWARE [NET]	285	63	19	44	222	133	89
=====	47.5%	42.0%	31.7%	48.9%	49.3%	59%	39.6%
Never Heard Of	285	63	19	44	222	133	89
	47.5%	42.0%	31.7%	48.9%	49.3%	59%	39.6%
Unsure	93	18	10	8	75	41	34
	15.5%	12.0%	16.7%	8.9%	16.7%	18%	15.1%
Prefer not to answer	5	1	-	1	4	4	-
	0.8%	0.7%		1.1%	0.9%	1.8%	

Q19. Now we have questions about resources provided by the County to help residents recycle and get rid of items properly. For each resource, please indicate if you have heard of it and if you are satisfied or dissatisfied with the resource. If you have no opinion or have never heard of the resource, that's OK. The first resource is Home Recycling Guide booklet (mailed every-other-year). Have you heard of Home Recycling Guide booklet (mailed every-other-year)? Have you ever used the Home Recycling Guide booklet (mailed every-other-year)?

BASE: Total Sample

	GENDER		AGE GROUP				PHONE MODE			ETHNICITY			
	TOTAL	MALE	FEMALE	18-29	30-39	40-54	55-64	65+	WHITE/ CAUCASIAN	BLACK/ AFRICAN AMERICAN	ASIAN	HISPANIC	AMERICAN INDIAN OR ALASKA NATIVE
Total	150	60	90	5	22	50	44	29	117	3	3	15	1
	100.0	100	100.0	100.0	100.0	100.0	100.0	100	100.0	100.0	100.0	100.0	100.0
AWARE [NET]	68	27	41	2	7	24	19	16	57	2	1	4	-
=====	45.3%	45%	45.6%	40.0%	31.8%	48.0%	43.2%	55%	48.7%	66.7%	33.3%	26.7%	-
Have Used Program [NET]	59	24	35	1	7	19	16	16	53	1	1	1	-
=====	39.3%	40%	38.9%	20.0%	31.8%	38.0%	36.4%	55%	45.3%	33.3%	33.3%	6.7%	-
Satisfied [NET]	56	24	32	1	7	17	16	15	50	1	1	1	-
=====	37.3%	40%	35.6%	20.0%	31.8%	34.0%	36.4%	52%	42.7%	33.3%	33.3%	6.7%	-
Very satisfied	41	20	21	1	6	14	8	12	37	1	1	1	-
	27.3%	33%	23.3%	20.0%	27.3%	28.0%	18.2%	41%	31.6%	33.3%	33.3%	6.7%	-
Somewhat satisfied	15	4	11	-	1	3	8	3	13	-	-	-	-
	10.0%	6.7%	12.2%	-	4.5%	6.0%	18.2%	10%	11.1%	-	-	-	-
Dissatisfied [NET]	3	-	3	-	-	2	-	1	3	-	-	-	-
=====	2.0%	-	3.3%	-	-	4.0%	-	3.4%	2.6%	-	-	-	-
Somewhat dissatisfied	3	-	3	-	-	2	-	1	3	-	-	-	-
	2.0%	-	3.3%	-	-	4.0%	-	3.4%	2.6%	-	-	-	-
Have Not Used Program [NET]	9	3	6	1	-	5	3	-	4	1	-	3	-
=====	6.0%	5.0%	6.7%	20.0%	-	10.0%	6.8%	-	3.4%	33.3%	-	20.0%	-
Have Not Used Program	9	3	6	1	-	5	3	-	4	1	-	3	-
	6.0%	5.0%	6.7%	20.0%	-	10.0%	6.8%	-	3.4%	33.3%	-	20.0%	-
UNAWARE [NET]	63	25	38	3	12	21	21	6	46	1	2	7	1
=====	42.0%	42%	42.2%	60.0%	54.5%	42.0%	47.7%	21%	39.3%	33.3%	66.7%	46.7%	100.0%
Never Heard Of	63	25	38	3	12	21	21	6	46	1	2	7	1
	42.0%	42%	42.2%	60.0%	54.5%	42.0%	47.7%	21%	39.3%	33.3%	66.7%	46.7%	100.0%
Unsure	18	7	11	-	2	5	4	7	14	-	-	3	-
	12.0%	12%	12.2%	-	9.1%	10.0%	9.1%	24%	12.0%	-	-	20.0%	-

Q19. Now we have questions about resources provided by the County to help residents recycle and get rid of items properly. For each resource, please indicate if you have heard of it and if you are satisfied or dissatisfied with the resource. If you have no opinion or have never heard of the resource, that's OK. The first resource is Home Recycling Guide booklet (mailed every-other-year). Have you heard of Home Recycling Guide booklet (mailed every-other-year)? Have you ever used the Home Recycling Guide booklet (mailed every-other-year)?

BASE: Total Sample

	GENDER		AGE GROUP					PHONE MODE	ETHNICITY				AMERICAN INDIAN OR ALASKA NATIVE	
	TOTAL	MALE	FEMALE	18-29	30-39	40-54	55-64	65+	WHITE/ CAUCASIAN	BLACK/ AFRICAN AMERICAN	ASIAN	HISPANIC		
Prefer not to answer	1	1	-	-	1	-	-	-	-	-	-	-	1	-
	0.7%	1.7%			4.5%								6.7%	

Q19. Now we have questions about resources provided by the County to help residents recycle and get rid of items properly. For each resource, please indicate if you have heard of it and if you are satisfied or dissatisfied with the resource. If you have no opinion or have never heard of the resource, that's OK. The first resource is Home Recycling Guide booklet (mailed every-other-year). Have you heard of Home Recycling Guide booklet (mailed every-other-year)? Have you ever used the Home Recycling Guide booklet (mailed every-other-year)?

BASE: Total Sample

	GENDER			AGE GROUP					LANDLINE MODE				ETHNICITY				
	TOTAL	MALE	FEMALE	18-29	30-39	40-54	55-64	65+	WHITE/ CAUCASIAN	BLACK/ AFRICAN AMERICAN	ASIAN	HISPANIC	AMERICAN INDIAN OR ALASKA NATIVE				
Total	60	19	41	-	9	9	19	23	50	1	2	2	-				
	100.0	100	100.0		100.0	100.0	100.0	100	100.0	100.0	100.0	100.0					
AWARE [NET]	31	11	20	-	3	5	10	13	26	1	1	1	-				
=====	51.7%	58%	48.8%		33.3%	55.6%	52.6%	57%	52.0%	100.0%	50.0%	50.0%					
Have Used Program [NET]	30	11	19	-	3	5	9	13	26	1	1	-	-				
=====	50.0%	58%	46.3%		33.3%	55.6%	47.4%	57%	52.0%	100.0%	50.0%						
Satisfied [NET]	28	11	17	-	3	4	9	12	24	1	1	-	-				
=====	46.7%	58%	41.5%		33.3%	44.4%	47.4%	52%	48.0%	100.0%	50.0%						
Very satisfied	18	9	9	-	2	2	5	9	15	1	1	-	-				
	30.0%	47%	22.0%		22.2%	22.2%	26.3%	39%	30.0%	100.0%	50.0%						
Somewhat satisfied	10	2	8	-	1	2	4	3	9	-	-	-	-				
	16.7%	11%	19.5%		11.1%	22.2%	21.1%	13%	18.0%								
Dissatisfied [NET]	2	-	2	-	-	1	-	1	2	-	-	-	-				
=====	3.3%		4.9%			11.1%		4.3%	4.0%								
Somewhat dissatisfied	2	-	2	-	-	1	-	1	2	-	-	-	-				
	3.3%		4.9%			11.1%		4.3%	4.0%								
Have Not Used Program [NET]	1	-	1	-	-	-	1	-	-	-	-	1	-				
=====	1.7%		2.4%				5.3%					50.0%					
Have Not Used Program	1	-	1	-	-	-	1	-	-	-	-	1	-				
	1.7%		2.4%				5.3%					50.0%					
UNAWARE [NET]	19	6	13	-	4	4	7	4	15	-	1	1	-				
=====	31.7%	32%	31.7%		44.4%	44.4%	36.8%	17%	30.0%		50.0%	50.0%					
Never Heard Of	19	6	13	-	4	4	7	4	15	-	1	1	-				
	31.7%	32%	31.7%		44.4%	44.4%	36.8%	17%	30.0%		50.0%	50.0%					
Unsure	10	2	8	-	2	-	2	6	9	-	-	-	-				
	16.7%	11%	19.5%		22.2%		10.5%	26%	18.0%								

Q19. Now we have questions about resources provided by the County to help residents recycle and get rid of items properly. For each resource, please indicate if you have heard of it and if you are satisfied or dissatisfied with the resource. If you have no opinion or have never heard of the resource, that's OK. The first resource is Home Recycling Guide booklet (mailed every-other-year). Have you heard of Home Recycling Guide booklet (mailed every-other-year)? Have you ever used the Home Recycling Guide booklet (mailed every-other-year)?

BASE: Total Sample

	CELL-PHONE MODE												
	GENDER			AGE GROUP					ETHNICITY				AMERICAN INDIAN OR ALASKA NATIVE
	TOTAL	MALE	FEMALE	18-29	30-39	40-54	55-64	65+	WHITE/ CAUCASIAN	BLACK/ AFRICAN AMERICAN	ASIAN	HISPANIC	
Total	90	41	49	5	13	41	25	6	67	2	1	13	1
	100.0	100	100.0	100.0	100.0	100.0	100.0	100	100.0	100.0	100.0	100.0	100.0
AWARE [NET]	37	16	21	2	4	19	9	3	31	1	-	3	-
=====	41.1%	39%	42.9%	40.0%	30.8%	46.3%	36.0%	50%	46.3%	50.0%		23.1%	
Have Used Program [NET]	29	13	16	1	4	14	7	3	27	-	-	1	-
=====	32.2%	32%	32.7%	20.0%	30.8%	34.1%	28.0%	50%	40.3%			7.7%	
Satisfied [NET]	28	13	15	1	4	13	7	3	26	-	-	1	-
=====	31.1%	32%	30.6%	20.0%	30.8%	31.7%	28.0%	50%	38.8%			7.7%	
Very satisfied	23	11	12	1	4	12	3	3	22	-	-	1	-
	25.6%	27%	24.5%	20.0%	30.8%	29.3%	12.0%	50%	32.8%			7.7%	
Somewhat satisfied	5	2	3	-	-	1	4	-	4	-	-	-	-
	5.6%	4.9%	6.1%			2.4%	16.0%		6.0%				
Dissatisfied [NET]	1	-	1	-	-	1	-	-	1	-	-	-	-
=====	1.1%		2.0%			2.4%			1.5%				
Somewhat dissatisfied	1	-	1	-	-	1	-	-	1	-	-	-	-
	1.1%		2.0%			2.4%			1.5%				
Have Not Used Program [NET]	8	3	5	1	-	5	2	-	4	1	-	2	-
=====	8.9%	7.3%	10.2%	20.0%		12.2%	8.0%		6.0%	50.0%		15.4%	
Have Not Used Program	8	3	5	1	-	5	2	-	4	1	-	2	-
	8.9%	7.3%	10.2%	20.0%		12.2%	8.0%		6.0%	50.0%		15.4%	
UNAWARE [NET]	44	19	25	3	8	17	14	2	31	1	1	6	1
=====	48.9%	46%	51.0%	60.0%	61.5%	41.5%	56.0%	33%	46.3%	50.0%	100%	46.2%	100.0%
Never Heard Of	44	19	25	3	8	17	14	2	31	1	1	6	1
	48.9%	46%	51.0%	60.0%	61.5%	41.5%	56.0%	33%	46.3%	50.0%	100%	46.2%	100.0%
Unsure	8	5	3	-	-	5	2	1	5	-	-	3	-
	8.9%	12%	6.1%			12.2%	8.0%	17%	7.5%			23.1%	



Q19. Now we have questions about resources provided by the County to help residents recycle and get rid of items properly. For each resource, please indicate if you have heard of it and if you are satisfied or dissatisfied with the resource. If you have no opinion or have never heard of the resource, that's OK. The first resource is Home Recycling Guide booklet (mailed every-other-year). Have you heard of Home Recycling Guide booklet (mailed every-other-year)? Have you ever used the Home Recycling Guide booklet (mailed every-other-year)?

BASE: Total Sample

	GENDER		AGE GROUP					CELL-PHONE MODE	ETHNICITY				AMERICAN INDIAN OR ALASKA NATIVE	
	TOTAL	MALE	FEMALE	18-29	30-39	40-54	55-64	65+	WHITE/ CAUCASIAN	BLACK/ AFRICAN AMERICAN	ASIAN	HISPANIC		
Prefer not to answer	1	1	-	-	1	-	-	-	-	-	-	-	1	-
	1.1%	2.4%			7.7%								7.7%	

Q19. Now we have questions about resources provided by the County to help residents recycle and get rid of items properly. For each resource, please indicate if you have heard of it and if you are satisfied or dissatisfied with the resource. If you have no opinion or have never heard of the resource, that's OK. The first resource is Home Recycling Guide booklet (mailed every-other-year). Have you heard of Home Recycling Guide booklet (mailed every-other-year)? Have you ever used the Home Recycling Guide booklet (mailed every-other-year)?

BASE: Total Sample

	GENDER		AGE GROUP					ONLINE MODE		ETHNICITY			
	TOTAL	MALE	FEMALE	18-29	30-39	40-54	55-64	65+	WHITE/ CAUCASIAN	BLACK/ AFRICAN AMERICAN	ASIAN	HISPANIC	AMERICAN INDIAN OR ALASKA NATIVE
Total	450	218	232	67	120	95	83	85	367	12	13	12	2
	100.0	100	100.0	100.0	100.0	100.0	100.0	100	100.0	100.0	100.0	100.0	100.0
AWARE [NET]	149	68	81	9	24	31	37	48	131	4	4	1	1
=====	33.1%	31%	34.9%	13.4%	20.0%	32.6%	44.6%	56%	35.7%	33.3%	30.8%	8.3%	50.0%
Have Used Program [NET]	131	59	72	9	21	26	32	43	115	3	4	1	1
=====	29.1%	27%	31.0%	13.4%	17.5%	27.4%	38.6%	51%	31.3%	25.0%	30.8%	8.3%	50.0%
Satisfied [NET]	130	58	72	9	21	26	32	42	115	2	4	1	1
=====	28.9%	27%	31.0%	13.4%	17.5%	27.4%	38.6%	49%	31.3%	16.7%	30.8%	8.3%	50.0%
Very satisfied	91	41	50	6	12	22	19	32	79	2	2	1	1
	20.2%	19%	21.6%	9.0%	10.0%	23.2%	22.9%	38%	21.5%	16.7%	15.4%	8.3%	50.0%
Somewhat satisfied	39	17	22	3	9	4	13	10	36	-	2	-	-
	8.7%	7.8%	9.5%	4.5%	7.5%	4.2%	15.7%	12%	9.8%		15.4%		
Dissatisfied [NET]	1	1	-	-	-	-	-	1	-	1	-	-	-
=====	0.2%	0.5%						1.2%		8.3%			
Somewhat dissatisfied	1	1	-	-	-	-	-	1	-	1	-	-	-
	0.2%	0.5%						1.2%		8.3%			
Have Not Used Program [NET]	18	9	9	-	3	5	5	5	16	1	-	-	-
=====	4.0%	4.1%	3.9%		2.5%	5.3%	6.0%	5.9%	4.4%	8.3%			
Have Not Used Program	18	9	9	-	3	5	5	5	16	1	-	-	-
	4.0%	4.1%	3.9%		2.5%	5.3%	6.0%	5.9%	4.4%	8.3%			
UNAWARE [NET]	222	110	112	47	74	52	30	19	177	7	7	8	1
=====	49.3%	50%	48.3%	70.1%	61.7%	54.7%	36.1%	22%	48.2%	58.3%	53.8%	66.7%	50.0%
Never Heard Of	222	110	112	47	74	52	30	19	177	7	7	8	1
	49.3%	50%	48.3%	70.1%	61.7%	54.7%	36.1%	22%	48.2%	58.3%	53.8%	66.7%	50.0%
Unsure	75	37	38	10	21	11	15	18	59	1	2	2	-
	16.7%	17%	16.4%	14.9%	17.5%	11.6%	18.1%	21%	16.1%	8.3%	15.4%	16.7%	

Q19. Now we have questions about resources provided by the County to help residents recycle and get rid of items properly. For each resource, please indicate if you have heard of it and if you are satisfied or dissatisfied with the resource. If you have no opinion or have never heard of the resource, that's OK. The first resource is Home Recycling Guide booklet (mailed every-other-year). Have you heard of Home Recycling Guide booklet (mailed every-other-year)? Have you ever used the Home Recycling Guide booklet (mailed every-other-year)?

BASE: Total Sample

	GENDER		AGE GROUP				ONLINE MODE	ETHNICITY				AMERICAN INDIAN OR ALASKA NATIVE	
	TOTAL	MALE	FEMALE	18-29	30-39	40-54	55-64	65+	WHITE/ CAUCASIAN	BLACK/ AFRICAN AMERICAN	ASIAN	HISPANIC	
Prefer not to answer	4	3	1	1	1	1	1	-	-	-	-	1	-
	0.9%	1.4%	0.4%	1.5%	0.8%	1.1%	1.2%					8.3%	

Q19. Now we have questions about resources provided by the County to help residents recycle and get rid of items properly. For each resource, please indicate if you have heard of it and if you are satisfied or dissatisfied with the resource. If you have no opinion or have never heard of the resource, that's OK. The first resource is Home Recycling Guide booklet (mailed every-other-year). Have you heard of Home Recycling Guide booklet (mailed every-other-year)? Have you ever used the Home Recycling Guide booklet (mailed every-other-year)?

BASE: Total Sample

	GENDER		AGE GROUP					TEXT MODE	ETHNICITY				
	TOTAL	MALE	FEMALE	18-29	30-39	40-54	55-64	65+	WHITE/ CAUCASIAN	BLACK/ AFRICAN AMERICAN	ASIAN	HISPANIC	AMERICAN INDIAN OR ALASKA NATIVE
Total	225	123	102	64	83	52	21	5	180	6	6	6	2
	100.0	100	100.0	100.0	100.0	100.0	100.0	100	100.0	100.0	100.0	100.0	100.0
AWARE [NET]	47	24	23	8	17	11	9	2	40	2	1	-	1
=====	20.9%	20%	22.5%	12.5%	20.5%	21.2%	42.9%	40%	22.2%	33.3%	16.7%		50.0%
Have Used Program [NET]	40	20	20	8	15	8	7	2	34	2	1	-	1
=====	17.8%	16%	19.6%	12.5%	18.1%	15.4%	33.3%	40%	18.9%	33.3%	16.7%		50.0%
Satisfied [NET]	40	20	20	8	15	8	7	2	34	2	1	-	1
=====	17.8%	16%	19.6%	12.5%	18.1%	15.4%	33.3%	40%	18.9%	33.3%	16.7%		50.0%
Very satisfied	26	14	12	5	8	8	3	2	21	2	1	-	1
	11.6%	11%	11.8%	7.8%	9.6%	15.4%	14.3%	40%	11.7%	33.3%	16.7%		50.0%
Somewhat satisfied	14	6	8	3	7	-	4	-	13	-	-	-	-
	6.2%	4.9%	7.8%	4.7%	8.4%		19.0%		7.2%				
Have Not Used Program [NET]	7	4	3	-	2	3	2	-	6	-	-	-	-
=====	3.1%	3.3%	2.9%		2.4%	5.8%	9.5%		3.3%				
Have Not Used Program	7	4	3	-	2	3	2	-	6	-	-	-	-
	3.1%	3.3%	2.9%		2.4%	5.8%	9.5%		3.3%				
UNAWARE [NET]	133	71	62	45	47	33	7	1	108	3	4	4	1
=====	59.1%	58%	60.8%	70.3%	56.6%	63.5%	33.3%	20%	60.0%	50.0%	66.7%	66.7%	50.0%
Never Heard Of	133	71	62	45	47	33	7	1	108	3	4	4	1
	59.1%	58%	60.8%	70.3%	56.6%	63.5%	33.3%	20%	60.0%	50.0%	66.7%	66.7%	50.0%
Unsure	41	25	16	10	18	7	4	2	32	1	1	1	-
	18.2%	20%	15.7%	15.6%	21.7%	13.5%	19.0%	40%	17.8%	16.7%	16.7%	16.7%	
Prefer not to answer	4	3	1	1	1	1	1	-	-	-	-	1	-
	1.8%	2.4%	1.0%	1.6%	1.2%	1.9%	4.8%					16.7%	

Q19. Now we have questions about resources provided by the County to help residents recycle and get rid of items properly. For each resource, please indicate if you have heard of it and if you are satisfied or dissatisfied with the resource. If you have no opinion or have never heard of the resource, that's OK. The first resource is Home Recycling Guide booklet (mailed every-other-year). Have you heard of Home Recycling Guide booklet (mailed every-other-year)? Have you ever used the Home Recycling Guide booklet (mailed every-other-year)?

BASE: Total Sample

	GENDER			AGE GROUP				EMAIL MODE			ETHNICITY			AMERICAN INDIAN OR ALASKA NATIVE
	TOTAL	MALE	FEMALE	18-29	30-39	40-54	55-64	65+	WHITE/ CAUCASIAN	BLACK/ AFRICAN AMERICAN	ASIAN	HISPANIC		
Total	225	95	130	3	37	43	62	80	187	6	7	6	-	
	100.0	100	100.0	100.0	100.0	100.0	100.0	100	100.0	100.0	100.0	100.0		
AWARE [NET]	102	44	58	1	7	20	28	46	91	2	3	1	-	
=====	45.3%	46%	44.6%	33.3%	18.9%	46.5%	45.2%	58%	48.7%	33.3%	42.9%	16.7%		
Have Used Program [NET]	91	39	52	1	6	18	25	41	81	1	3	1	-	
=====	40.4%	41%	40.0%	33.3%	16.2%	41.9%	40.3%	51%	43.3%	16.7%	42.9%	16.7%		
Satisfied [NET]	90	38	52	1	6	18	25	40	81	-	3	1	-	
=====	40.0%	40%	40.0%	33.3%	16.2%	41.9%	40.3%	50%	43.3%		42.9%	16.7%		
Very satisfied	65	27	38	1	4	14	16	30	58	-	1	1	-	
	28.9%	28%	29.2%	33.3%	10.8%	32.6%	25.8%	38%	31.0%		14.3%	16.7%		
Somewhat satisfied	25	11	14	-	2	4	9	10	23	-	2	-	-	
	11.1%	12%	10.8%		5.4%	9.3%	14.5%	12%	12.3%		28.6%			
Dissatisfied [NET]	1	1	-	-	-	-	-	1	-	1	-	-	-	
=====	0.4%	1.1%						1.2%		16.7%				
Somewhat dissatisfied	1	1	-	-	-	-	-	1	-	1	-	-	-	
	0.4%	1.1%						1.2%		16.7%				
Have Not Used Program [NET]	11	5	6	-	1	2	3	5	10	1	-	-	-	
=====	4.9%	5.3%	4.6%		2.7%	4.7%	4.8%	6.2%	5.3%	16.7%				
Have Not Used Program	11	5	6	-	1	2	3	5	10	1	-	-	-	
	4.9%	5.3%	4.6%		2.7%	4.7%	4.8%	6.2%	5.3%	16.7%				
UNAWARE [NET]	89	39	50	2	27	19	23	18	69	4	3	4	-	
=====	39.6%	41%	38.5%	66.7%	73.0%	44.2%	37.1%	22%	36.9%	66.7%	42.9%	66.7%		
Never Heard Of	89	39	50	2	27	19	23	18	69	4	3	4	-	
	39.6%	41%	38.5%	66.7%	73.0%	44.2%	37.1%	22%	36.9%	66.7%	42.9%	66.7%		
Unsure	34	12	22	-	3	4	11	16	27	-	1	1	-	
	15.1%	13%	16.9%		8.1%	9.3%	17.7%	20%	14.4%		14.3%	16.7%		

Q19A. Now we have questions about resources provided by the County to help residents recycle and get rid of items properly. For each resource, please indicate if you have heard of it and if you are satisfied or dissatisfied with the resource. If you have no opinion or have never heard of the resource, that's OK. The first resource is Home Recycling Guide booklet (mailed every-other-year). Have you heard of Home Recycling Guide booklet (mailed every-other-year)? Have you ever used the Home Recycling Guide booklet (mailed every-other-year)?

BASE: Total Sample

	GENDER		AGE GROUP					RENT/OWN			ETHNICITY				LANGUAGE		
	TOTAL	MALE	FEMALE	18-29	30-39	40-54	55-64	65+	OWN	RENT	CAUCASIAN	WHITE/ BLACK/ AFRICAN AMERICAN	ASIAN	HISPANIC	AMERICAN INDIAN OR ALASKA NATIVE	SPANISH	ENGLISH
Total	502	230	272	61	117	128	107	89	397	75	411	14	14	20	3	12	490
	100.0	100	100.0	100.0	100.0	100.0	100.0	100	100	100	100.0	100.0	100.0	100.0	100.0	100.0	100.0
AWARE [NET]	217	95	122	11	31	55	56	64	193	20	188	6	5	5	1	4	213
=====	43.2%	41%	44.9%	18.0%	26.5%	43.0%	52.3%	72%	49%	27%	45.7%	42.9%	35.7%	25.0%	33.3%	33.3%	43.5%
Have Used Program [NET]	190	83	107	10	28	45	48	59	169	18	168	4	5	2	1	1	189
=====	87.6%	87%	87.7%	90.9%	90.3%	81.8%	85.7%	92%	88%	90%	89.4%	66.7%	100%	40.0%	100.0%	25.0%	88.7%
Satisfied [NET]	186	82	104	10	28	43	48	57	165	18	165	3	5	2	1	1	185
=====	97.9%	99%	97.2%	100%	100%	95.6%	100%	97%	98%	100%	98.2%	75.0%	100%	100.0%	100.0%	100.0%	97.9%
Very satisfied	132	61	71	7	18	36	27	44	118	13	116	3	3	2	1	1	131
	71.0%	74%	68.3%	70.0%	64.3%	83.7%	56.2%	77%	72%	72%	70.3%	100.0%	60.0%	100.0%	100.0%	100.0%	70.8%
Somewhat satisfied	54	21	33	3	10	7	21	13	47	5	49	-	2	-	-	-	54
	29.0%	26%	31.7%	30.0%	35.7%	16.3%	43.8%	23%	28%	28%	29.7%		40.0%				29.2%
Dissatisfied [NET]	4	1	3	-	-	2	-	2	4	-	3	1	-	-	-	-	4
=====	2.1%	1.2%	2.8%			4.4%		3.4%	2.4%		1.8%	25.0%					2.1%
Somewhat dissatisfied	4	1	3	-	-	2	-	2	4	-	3	1	-	-	-	-	4
	100%	100%	100.0%			100%		100%	100%		100.0%	100.0%					100.0%
Have Not Used Program [NET]	27	12	15	1	3	10	8	5	24	2	20	2	-	3	-	3	24
=====	12.4%	13%	12.3%	9.1%	9.7%	18.2%	14.3%	7.8%	12%	10%	10.6%	33.3%		60.0%		75.0%	11.3%
Have Not Used Program	27	12	15	1	3	10	8	5	24	2	20	2	-	3	-	3	24
	100%	100%	100.0%	100%	100%	100%	100%	100%	100%	100%	100.0%	100.0%		100.0%		100.0%	100.0%
UNAWARE [NET]	285	135	150	50	86	73	51	25	204	55	223	8	9	15	2	8	277
=====	56.8%	59%	55.1%	82.0%	73.5%	57.0%	47.7%	28%	51%	73%	54.3%	57.1%	64.3%	75.0%	66.7%	66.7%	56.5%
Never Heard Of	285	135	150	50	86	73	51	25	204	55	223	8	9	15	2	8	277
	100%	100%	100.0%	100%	100%	100%	100%	100%	100%	100%	100.0%	100.0%	100%	100.0%	100.0%	100.0%	100.0%

Q19A. Now we have questions about resources provided by the County to help residents recycle and get rid of items properly. For each resource, please indicate if you have heard of it and if you are satisfied or dissatisfied with the resource. If you have no opinion or have never heard of the resource, that's OK. The first resource is Home Recycling Guide booklet (mailed every-other-year). Have you heard of Home Recycling Guide booklet (mailed every-other-year)? Have you ever used the Home Recycling Guide booklet (mailed every-other-year)?

BASE: Total Sample

	GEOGRAPHIC																																
	APPLE		BURNSVILLE		EAGAN		FARMINGTON		LAKEVILLE		LILYDALE		HASTINGS		INVER GROVE HEIGHTS		MENDOTA		ROSEMOUNT		SOUTH ST. PAUL		SUNFISH LAKE		WEST ST. PAUL		RURAL/ UNINCORPORATED						
Total	502	61	69	80	26	77	1	26	39	-	25	24	23	2	27	20	100.0	100.0	100.0	100.0	100.0	100.0	100.0	100.0	100.0	100.0	100.0	100.0	100.0	100.0			
AWARE [NET]	217	28	26	36	10	36	1	13	16	-	8	9	11	1	13	9	43.2%	45.9%	37.7%	45.0%	38.5%	46.8%	100.0%	50.0%	41.0%	-	32.0%	37.5%	47.8%	50.0%	48.1%	45.0%	
Have Used Program [NET]	190	24	26	30	10	28	1	12	12	-	7	9	10	1	12	8	87.6%	85.7%	100.0%	83.3%	100.0%	77.8%	100.0%	92.3%	75.0%	-	87.5%	100.0%	90.9%	100.0%	92.3%	88.9%	
Satisfied [NET]	186	23	25	30	10	28	1	12	11	-	7	9	9	1	12	8	97.9%	95.8%	96.2%	100%	100.0%	100.0%	100.0%	100.0%	91.7%	-	100.0%	100.0%	90.0%	100.0%	100.0%	100.0%	100.0%
Very satisfied	132	14	20	23	8	18	1	11	6	-	7	7	5	1	5	6	71.0%	60.9%	80.0%	76.7%	80.0%	64.3%	100.0%	91.7%	54.5%	-	100.0%	77.8%	55.6%	100.0%	41.7%	75.0%	
Somewhat satisfied	54	9	5	7	2	10	-	1	5	-	-	2	4	-	7	2	29.0%	39.1%	20.0%	23.3%	20.0%	35.7%	-	8.3%	45.5%	-	-	22.2%	44.4%	-	58.3%	25.0%	
Dissatisfied [NET]	4	1	1	-	-	-	-	-	1	-	-	-	1	-	-	-	2.1%	4.2%	3.8%	-	-	-	-	-	8.3%	-	-	10.0%	-	-	-		
Somewhat dissatisfied	4	1	1	-	-	-	-	-	1	-	-	-	1	-	-	-	100%	100.0%	100.0%	-	-	-	-	-	100.0%	-	-	100.0%	-	-	-		
Have Not Used Program [NET]	27	4	-	6	-	8	-	1	4	-	1	-	1	-	1	1	12.4%	14.3%	-	16.7%	-	22.2%	-	7.7%	25.0%	-	12.5%	-	9.1%	-	7.7%	11.1%	
Have Not Used Program	27	4	-	6	-	8	-	1	4	-	1	-	1	-	1	1	100%	100.0%	-	100%	-	100.0%	-	100.0%	100.0%	-	100.0%	-	100.0%	-	100.0%	100.0%	
UNAWARE [NET]	285	33	43	44	16	41	-	13	23	-	17	15	12	1	14	11	56.8%	54.1%	62.3%	55.0%	61.5%	53.2%	-	50.0%	59.0%	-	68.0%	62.5%	52.2%	50.0%	51.9%	55.0%	
Never Heard Of	285	33	43	44	16	41	-	13	23	-	17	15	12	1	14	11	100%	100.0%	100.0%	100%	100.0%	100.0%	-	100.0%	100.0%	-	100.0%	100.0%	100.0%	100.0%	100.0%	100.0%	100.0%



Q19A. Now we have questions about resources provided by the County to help residents recycle and get rid of items properly. For each resource, please indicate if you have heard of it and if you are satisfied or dissatisfied with the resource. If you have no opinion or have never heard of the resource, that's OK. The first resource is Home Recycling Guide booklet (mailed every-other-year). Have you heard of Home Recycling Guide booklet (mailed every-other-year)? Have you ever used the Home Recycling Guide booklet (mailed every-other-year)?

BASE: Total Sample

	SURVEY TYPE						
	TOTAL	PHONE	LANDLINE	MOBILE	ONLINE	TEXT	EMAIL
Total	502	131	50	81	371	180	191
	100.0	100.0	100.0	100.0	100.0	100	100.0
AWARE [NET]	217	68	31	37	149	47	102
=====	43.2%	51.9%	62.0%	45.7%	40.2%	26%	53.4%
Have Used Program [NET]	190	59	30	29	131	40	91
=====	87.6%	86.8%	96.8%	78.4%	87.9%	85%	89.2%
Satisfied [NET]	186	56	28	28	130	40	90
=====	97.9%	94.9%	93.3%	96.6%	99.2%	100%	98.9%
Very satisfied	132	41	18	23	91	26	65
	71.0%	73.2%	64.3%	82.1%	70.0%	65%	72.2%
Somewhat satisfied	54	15	10	5	39	14	25
	29.0%	26.8%	35.7%	17.9%	30.0%	35%	27.8%
Dissatisfied [NET]	4	3	2	1	1	-	1
=====	2.1%	5.1%	6.7%	3.4%	0.8%		1.1%
Somewhat dissatisfied	4	3	2	1	1	-	1
	100%	100%	100.0%	100.0%	100.0%		100%
Have Not Used Program [NET]	27	9	1	8	18	7	11
=====	12.4%	13.2%	3.2%	21.6%	12.1%	15%	10.8%
Have Not Used Program	27	9	1	8	18	7	11
	100%	100%	100.0%	100.0%	100.0%	100%	100%
UNAWARE [NET]	285	63	19	44	222	133	89
=====	56.8%	48.1%	38.0%	54.3%	59.8%	74%	46.6%
Never Heard Of	285	63	19	44	222	133	89
	100%	100%	100.0%	100.0%	100.0%	100%	100%

Q19A. Now we have questions about resources provided by the County to help residents recycle and get rid of items properly. For each resource, please indicate if you have heard of it and if you are satisfied or dissatisfied with the resource. If you have no opinion or have never heard of the resource, that's OK. The first resource is Home Recycling Guide booklet (mailed every-other-year). Have you heard of Home Recycling Guide booklet (mailed every-other-year)? Have you ever used the Home Recycling Guide booklet (mailed every-other-year)?

BASE: Total Sample

	GENDER			AGE GROUP					PHONE MODE				ETHNICITY				
	TOTAL	MALE	FEMALE	18-29	30-39	40-54	55-64	65+	WHITE/ CAUCASIAN	BLACK/ AFRICAN AMERICAN	ASIAN	HISPANIC	AMERICAN INDIAN OR ALASKA NATIVE				
Total	131	52	79	5	19	45	40	22	103	3	3	11	1				
	100.0	100	100.0	100.0	100.0	100.0	100.0	100	100.0	100.0	100.0	100.0	100.0				
AWARE [NET]	68	27	41	2	7	24	19	16	57	2	1	4	-				
=====	51.9%	52%	51.9%	40.0%	36.8%	53.3%	47.5%	73%	55.3%	66.7%	33.3%	36.4%					
Have Used Program [NET]	59	24	35	1	7	19	16	16	53	1	1	1	-				
=====	86.8%	89%	85.4%	50.0%	100%	79.2%	84.2%	100%	93.0%	50.0%	100%	25.0%					
Satisfied [NET]	56	24	32	1	7	17	16	15	50	1	1	1	-				
=====	94.9%	100%	91.4%	100%	100%	89.5%	100%	94%	94.3%	100.0%	100%	100.0%					
Very satisfied	41	20	21	1	6	14	8	12	37	1	1	1	-				
	73.2%	83%	65.6%	100%	85.7%	82.4%	50.0%	80%	74.0%	100.0%	100%	100.0%					
Somewhat satisfied	15	4	11	-	1	3	8	3	13	-	-	-	-				
	26.8%	17%	34.4%		14.3%	17.6%	50.0%	20%	26.0%								
Dissatisfied [NET]	3	-	3	-	-	2	-	1	3	-	-	-	-				
=====	5.1%		8.6%			10.5%		6.2%	5.7%								
Somewhat dissatisfied	3	-	3	-	-	2	-	1	3	-	-	-	-				
	100%		100.0%			100%		100%	100.0%								
Have Not Used Program [NET]	9	3	6	1	-	5	3	-	4	1	-	3	-				
=====	13.2%	11%	14.6%	50.0%		20.8%	15.8%		7.0%	50.0%		75.0%					
Have Not Used Program	9	3	6	1	-	5	3	-	4	1	-	3	-				
	100%	100%	100.0%	100%		100%	100%		100.0%	100.0%		100.0%					
UNAWARE [NET]	63	25	38	3	12	21	21	6	46	1	2	7	1				
=====	48.1%	48%	48.1%	60.0%	63.2%	46.7%	52.5%	27%	44.7%	33.3%	66.7%	63.6%	100.0%				
Never Heard Of	63	25	38	3	12	21	21	6	46	1	2	7	1				
	100%	100%	100.0%	100%	100%	100%	100%	100%	100.0%	100.0%	100%	100.0%	100.0%				

Q19A. Now we have questions about resources provided by the County to help residents recycle and get rid of items properly. For each resource, please indicate if you have heard of it and if you are satisfied or dissatisfied with the resource. If you have no opinion or have never heard of the resource, that's OK. The first resource is Home Recycling Guide booklet (mailed every-other-year). Have you heard of Home Recycling Guide booklet (mailed every-other-year)? Have you ever used the Home Recycling Guide booklet (mailed every-other-year)?

BASE: Total Sample

	GENDER			AGE GROUP					LANDLINE MODE				ETHNICITY		
	TOTAL	MALE	FEMALE	18-29	30-39	40-54	55-64	65+	WHITE/ CAUCASIAN	BLACK/ AFRICAN AMERICAN	ASIAN	HISPANIC	AMERICAN INDIAN OR ALASKA NATIVE		
Total	50	17	33	-	7	9	17	17	41	1	2	2	-		
	100.0	100	100.0		100.0	100.0	100.0	100	100.0	100.0	100.0	100.0			
AWARE [NET]	31	11	20	-	3	5	10	13	26	1	1	1	-		
=====	62.0%	65%	60.6%		42.9%	55.6%	58.8%	76%	63.4%	100.0%	50.0%	50.0%			
Have Used Program [NET]	30	11	19	-	3	5	9	13	26	1	1	-	-		
=====	96.8%	100%	95.0%		100%	100%	90.0%	100%	100.0%	100.0%	100%				
Satisfied [NET]	28	11	17	-	3	4	9	12	24	1	1	-	-		
=====	93.3%	100%	89.5%		100%	80.0%	100%	92%	92.3%	100.0%	100%				
Very satisfied	18	9	9	-	2	2	5	9	15	1	1	-	-		
	64.3%	82%	52.9%		66.7%	50.0%	55.6%	75%	62.5%	100.0%	100%				
Somewhat satisfied	10	2	8	-	1	2	4	3	9	-	-	-	-		
	35.7%	18%	47.1%		33.3%	50.0%	44.4%	25%	37.5%						
Dissatisfied [NET]	2	-	2	-	-	1	-	1	2	-	-	-	-		
=====	6.7%		10.5%			20.0%		7.7%	7.7%						
Somewhat dissatisfied	2	-	2	-	-	1	-	1	2	-	-	-	-		
	100%		100.0%			100%		100%	100.0%						
Have Not Used Program [NET]	1	-	1	-	-	-	1	-	-	-	-	1	-		
=====	3.2%		5.0%				10.0%					100.0%			
Have Not Used Program	1	-	1	-	-	-	1	-	-	-	-	1	-		
	100%		100.0%				100%					100.0%			
UNAWARE [NET]	19	6	13	-	4	4	7	4	15	-	1	1	-		
=====	38.0%	35%	39.4%		57.1%	44.4%	41.2%	24%	36.6%		50.0%	50.0%			
Never Heard Of	19	6	13	-	4	4	7	4	15	-	1	1	-		
	100%	100%	100.0%		100%	100%	100%	100%	100.0%		100%	100.0%			

Q19A. Now we have questions about resources provided by the County to help residents recycle and get rid of items properly. For each resource, please indicate if you have heard of it and if you are satisfied or dissatisfied with the resource. If you have no opinion or have never heard of the resource, that's OK. The first resource is Home Recycling Guide booklet (mailed every-other-year). Have you heard of Home Recycling Guide booklet (mailed every-other-year)? Have you ever used the Home Recycling Guide booklet (mailed every-other-year)?

BASE: Total Sample

	GENDER		AGE GROUP						CELL-PHONE MODE				ETHNICITY		
	TOTAL	MALE	FEMALE	18-29	30-39	40-54	55-64	65+	WHITE/ CAUCASIAN	BLACK/ AFRICAN AMERICAN	ASIAN	HISPANIC	AMERICAN INDIAN OR ALASKA NATIVE		
Total	81	35	46	5	12	36	23	5	62	2	1	9	1		
	100.0	100	100.0	100.0	100.0	100.0	100.0	100	100.0	100.0	100.0	100.0	100.0		
AWARE [NET]	37	16	21	2	4	19	9	3	31	1	-	3	-		
=====	45.7%	46%	45.7%	40.0%	33.3%	52.8%	39.1%	60%	50.0%	50.0%		33.3%			
Have Used Program [NET]	29	13	16	1	4	14	7	3	27	-	-	1	-		
=====	78.4%	81%	76.2%	50.0%	100%	73.7%	77.8%	100%	87.1%			33.3%			
Satisfied [NET]	28	13	15	1	4	13	7	3	26	-	-	1	-		
=====	96.6%	100%	93.8%	100%	100%	92.9%	100%	100%	96.3%			100.0%			
Very satisfied	23	11	12	1	4	12	3	3	22	-	-	1	-		
	82.1%	85%	80.0%	100%	100%	92.3%	42.9%	100%	84.6%			100.0%			
Somewhat satisfied	5	2	3	-	-	1	4	-	4	-	-	-	-		
	17.9%	15%	20.0%			7.7%	57.1%		15.4%						
Dissatisfied [NET]	1	-	1	-	-	1	-	-	1	-	-	-	-		
=====	3.4%		6.2%			7.1%			3.7%						
Somewhat dissatisfied	1	-	1	-	-	1	-	-	1	-	-	-	-		
	100%		100.0%			100%			100.0%						
Have Not Used Program [NET]	8	3	5	1	-	5	2	-	4	1	-	2	-		
=====	21.6%	19%	23.8%	50.0%		26.3%	22.2%		12.9%	100.0%		66.7%			
Have Not Used Program	8	3	5	1	-	5	2	-	4	1	-	2	-		
	100%	100%	100.0%	100%		100%	100%		100.0%	100.0%		100.0%			
UNAWARE [NET]	44	19	25	3	8	17	14	2	31	1	1	6	1		
=====	54.3%	54%	54.3%	60.0%	66.7%	47.2%	60.9%	40%	50.0%	50.0%	100%	66.7%	100.0%		
Never Heard Of	44	19	25	3	8	17	14	2	31	1	1	6	1		
	100%	100%	100.0%	100%	100%	100%	100%	100%	100.0%	100.0%	100%	100.0%	100.0%		

Q19A. Now we have questions about resources provided by the County to help residents recycle and get rid of items properly. For each resource, please indicate if you have heard of it and if you are satisfied or dissatisfied with the resource. If you have no opinion or have never heard of the resource, that's OK. The first resource is Home Recycling Guide booklet (mailed every-other-year). Have you heard of Home Recycling Guide booklet (mailed every-other-year)? Have you ever used the Home Recycling Guide booklet (mailed every-other-year)?

BASE: Total Sample

	GENDER		AGE GROUP					ONLINE MODE		ETHNICITY			
	TOTAL	MALE	FEMALE	18-29	30-39	40-54	55-64	65+	WHITE/ CAUCASIAN	BLACK/ AFRICAN AMERICAN	ASIAN	HISPANIC	AMERICAN INDIAN OR ALASKA NATIVE
Total	371	178	193	56	98	83	67	67	308	11	11	9	2
	100.0	100	100.0	100.0	100.0	100.0	100.0	100	100.0	100.0	100.0	100.0	100.0
AWARE [NET]	149	68	81	9	24	31	37	48	131	4	4	1	1
=====	40.2%	38%	42.0%	16.1%	24.5%	37.3%	55.2%	72%	42.5%	36.4%	36.4%	11.1%	50.0%
Have Used Program [NET]	131	59	72	9	21	26	32	43	115	3	4	1	1
=====	87.9%	87%	88.9%	100%	87.5%	83.9%	86.5%	90%	87.8%	75.0%	100%	100.0%	100.0%
Satisfied [NET]	130	58	72	9	21	26	32	42	115	2	4	1	1
=====	99.2%	98%	100.0%	100%	100%	100%	100%	98%	100.0%	66.7%	100%	100.0%	100.0%
Very satisfied	91	41	50	6	12	22	19	32	79	2	2	1	1
	70.0%	71%	69.4%	66.7%	57.1%	84.6%	59.4%	76%	68.7%	100.0%	50.0%	100.0%	100.0%
Somewhat satisfied	39	17	22	3	9	4	13	10	36	-	2	-	-
	30.0%	29%	30.6%	33.3%	42.9%	15.4%	40.6%	24%	31.3%		50.0%		
Dissatisfied [NET]	1	1	-	-	-	-	-	1	-	1	-	-	-
=====	0.8%	1.7%						2.3%		33.3%			
Somewhat dissatisfied	1	1	-	-	-	-	-	1	-	1	-	-	-
	100%	100%						100%		100.0%			
Have Not Used Program [NET]	18	9	9	-	3	5	5	5	16	1	-	-	-
=====	12.1%	13%	11.1%		12.5%	16.1%	13.5%	10%	12.2%	25.0%			
Have Not Used Program	18	9	9	-	3	5	5	5	16	1	-	-	-
	100%	100%	100.0%		100%	100%	100%	100%	100.0%	100.0%			
UNAWARE [NET]	222	110	112	47	74	52	30	19	177	7	7	8	1
=====	59.8%	62%	58.0%	83.9%	75.5%	62.7%	44.8%	28%	57.5%	63.6%	63.6%	88.9%	50.0%
Never Heard Of	222	110	112	47	74	52	30	19	177	7	7	8	1
	100%	100%	100.0%	100%	100%	100%	100%	100%	100.0%	100.0%	100%	100.0%	100.0%

Q19A. Now we have questions about resources provided by the County to help residents recycle and get rid of items properly. For each resource, please indicate if you have heard of it and if you are satisfied or dissatisfied with the resource. If you have no opinion or have never heard of the resource, that's OK. The first resource is Home Recycling Guide booklet (mailed every-other-year). Have you heard of Home Recycling Guide booklet (mailed every-other-year)? Have you ever used the Home Recycling Guide booklet (mailed every-other-year)?

BASE: Total Sample

	GENDER		AGE GROUP					TEXT MODE	ETHNICITY				AMERICAN INDIAN OR ALASKA NATIVE
	TOTAL	MALE	FEMALE	18-29	30-39	40-54	55-64	65+	WHITE/ CAUCASIAN	BLACK/ AFRICAN AMERICAN	ASIAN	HISPANIC	
Total	180	95	85	53	64	44	16	3	148	5	5	4	2
	100.0	100	100.0	100.0	100.0	100.0	100.0	100	100.0	100.0	100.0	100.0	100.0
AWARE [NET]	47	24	23	8	17	11	9	2	40	2	1	-	1
=====	26.1%	25%	27.1%	15.1%	26.6%	25.0%	56.2%	67%	27.0%	40.0%	20.0%		50.0%
Have Used Program [NET]	40	20	20	8	15	8	7	2	34	2	1	-	1
=====	85.1%	83%	87.0%	100%	88.2%	72.7%	77.8%	100%	85.0%	100.0%	100%		100.0%
Satisfied [NET]	40	20	20	8	15	8	7	2	34	2	1	-	1
=====	100%	100%	100.0%	100%	100%	100%	100%	100%	100.0%	100.0%	100%		100.0%
Very satisfied	26	14	12	5	8	8	3	2	21	2	1	-	1
	65.0%	70%	60.0%	62.5%	53.3%	100%	42.9%	100%	61.8%	100.0%	100%		100.0%
Somewhat satisfied	14	6	8	3	7	-	4	-	13	-	-	-	-
	35.0%	30%	40.0%	37.5%	46.7%		57.1%		38.2%				
Have Not Used Program [NET]	7	4	3	-	2	3	2	-	6	-	-	-	-
=====	14.9%	17%	13.0%		11.8%	27.3%	22.2%		15.0%				
Have Not Used Program	7	4	3	-	2	3	2	-	6	-	-	-	-
	100%	100%	100.0%		100%	100%	100%		100.0%				
UNAWARE [NET]	133	71	62	45	47	33	7	1	108	3	4	4	1
=====	73.9%	75%	72.9%	84.9%	73.4%	75.0%	43.8%	33%	73.0%	60.0%	80.0%	100.0%	50.0%
Never Heard Of	133	71	62	45	47	33	7	1	108	3	4	4	1
	100%	100%	100.0%	100%	100%	100%	100%	100%	100.0%	100.0%	100%	100.0%	100.0%

Q19A. Now we have questions about resources provided by the County to help residents recycle and get rid of items properly. For each resource, please indicate if you have heard of it and if you are satisfied or dissatisfied with the resource. If you have no opinion or have never heard of the resource, that's OK. The first resource is Home Recycling Guide booklet (mailed every-other-year). Have you heard of Home Recycling Guide booklet (mailed every-other-year)? Have you ever used the Home Recycling Guide booklet (mailed every-other-year)?

BASE: Total Sample

	GENDER			AGE GROUP				EMAIL MODE			ETHNICITY			
	TOTAL	MALE	FEMALE	18-29	30-39	40-54	55-64	65+	WHITE/ CAUCASIAN	BLACK/ AFRICAN AMERICAN	ASIAN	HISPANIC	AMERICAN INDIAN OR ALASKA NATIVE	
Total	191	83	108	3	34	39	51	64	160	6	6	5	-	
	100.0	100	100.0	100.0	100.0	100.0	100.0	100	100.0	100.0	100.0	100.0	-	
AWARE [NET]	102	44	58	1	7	20	28	46	91	2	3	1	-	
=====	53.4%	53%	53.7%	33.3%	20.6%	51.3%	54.9%	72%	56.9%	33.3%	50.0%	20.0%	-	
Have Used Program [NET]	91	39	52	1	6	18	25	41	81	1	3	1	-	
=====	89.2%	89%	89.7%	100%	85.7%	90.0%	89.3%	89%	89.0%	50.0%	100%	100.0%	-	
Satisfied [NET]	90	38	52	1	6	18	25	40	81	-	3	1	-	
=====	98.9%	97%	100.0%	100%	100%	100%	100%	98%	100.0%	-	100%	100.0%	-	
Very satisfied	65	27	38	1	4	14	16	30	58	-	1	1	-	
	72.2%	71%	73.1%	100%	66.7%	77.8%	64.0%	75%	71.6%	-	33.3%	100.0%	-	
Somewhat satisfied	25	11	14	-	2	4	9	10	23	-	2	-	-	
	27.8%	29%	26.9%	-	33.3%	22.2%	36.0%	25%	28.4%	-	66.7%	-	-	
Dissatisfied [NET]	1	1	-	-	-	-	-	1	-	1	-	-	-	
=====	1.1%	2.6%	-	-	-	-	-	2.4%	-	100.0%	-	-	-	
Somewhat dissatisfied	1	1	-	-	-	-	-	1	-	1	-	-	-	
	100%	100%	-	-	-	-	-	100%	-	100.0%	-	-	-	
Have Not Used Program [NET]	11	5	6	-	1	2	3	5	10	1	-	-	-	
=====	10.8%	11%	10.3%	-	14.3%	10.0%	10.7%	11%	11.0%	50.0%	-	-	-	
Have Not Used Program	11	5	6	-	1	2	3	5	10	1	-	-	-	
	100%	100%	100.0%	-	100%	100%	100%	100%	100.0%	100.0%	-	-	-	
UNAWARE [NET]	89	39	50	2	27	19	23	18	69	4	3	4	-	
=====	46.6%	47%	46.3%	66.7%	79.4%	48.7%	45.1%	28%	43.1%	66.7%	50.0%	80.0%	-	
Never Heard Of	89	39	50	2	27	19	23	18	69	4	3	4	-	
	100%	100%	100.0%	100%	100%	100%	100%	100%	100.0%	100.0%	100%	100.0%	-	

Q20. Why are you dissatisfied with the Home Recycling Guide booklet?
 BASE: ASK ONLY OF THOSE WHO ANSWERED "DISSATISFIED" TO Q19

	GENDER			AGE GROUP					RENT/OWN		ETHNICITY				LANGUAGE		
	TOTAL	MALE	FEMALE	18-29	30-39	40-54	55-64	65+	OWN	RENT	WHITE/ CAUCASIAN	BLACK/ AFRICAN AMERICAN	ASIAN	HISPANIC	AMERICAN INDIAN OR ALASKA NATIVE	SPANISH	ENGLISH
Total	4	1	3	-	-	2	-	2	4	-	3	1	-	-	-	-	4
	100.0	100	100.0			100.0		100	100		100.0	100.0					100.0
Needs to be more detailed	2	-	2	-	-	1	-	1	2	-	2	-	-	-	-	-	2
	50.0%		66.7%			50.0%		50%	50%		66.7%						50.0%
Other	2	1	1	-	-	1	-	1	2	-	1	1	-	-	-	-	2
	50.0%	100%	33.3%			50.0%		50%	50%		33.3%	100.0%					50.0%

Q20. Why are you dissatisfied with the Home Recycling Guide booklet?
 BASE: ASK ONLY OF THOSE WHO ANSWERED "DISSATISFIED" TO Q19

	GEOGRAPHIC															
	TOTAL	APPLE VALLEY	BURNSVILLE	EAGAN	FARMINGTON	LAKEVILLE	LILYDALE	HASTINGS	INVER GROVE HEIGHTS	MENDOTA	MENDOTA HEIGHTS	ROSEMOUNT	SOUTH ST. PAUL	SUNFISH LAKE	WEST ST. PAUL	RURAL/ UNINCORPORATED
Total	4	1	1	-	-	-	-	-	1	-	-	-	1	-	-	-
	100.0	100.0	100.0						100.0				100.0			
Needs to be more detailed	2	1	1	-	-	-	-	-	-	-	-	-	-	-	-	-
	50.0%	100.0%	100.0%													
Other	2	-	-	-	-	-	-	-	1	-	-	-	1	-	-	-
	50.0%								100.0%				100.0%			

Q20. Why are you dissatisfied with the Home Recycling Guide booklet?
 BASE: ASK ONLY OF THOSE WHO ANSWERED "DISSATISFIED" TO Q19

	SURVEY TYPE						
	TOTAL	PHONE	LANDLINE	MOBILE	ONLINE	TEXT	EMAIL
Total	4	3	2	1	1	-	1
	100.0	100.0	100.0	100.0	100.0	-	100.0
Needs to be more detailed	2	2	2	-	-	-	-
	50.0%	66.7%	100.0%				
Other	2	1	-	1	1	-	1
	50.0%	33.3%		100.0%	100.0%		100%

Q20. Why are you dissatisfied with the Home Recycling Guide booklet?
 BASE: ASK ONLY OF THOSE WHO ANSWERED "DISSATISFIED" TO Q19

	GENDER		AGE GROUP					PHONE MODE	ETHNICITY				AMERICAN INDIAN OR ALASKA NATIVE
	TOTAL	MALE	FEMALE	18-29	30-39	40-54	55-64	65+	WHITE/ CAUCASIAN	BLACK/ AFRICAN AMERICAN	ASIAN	HISPANIC	
Total	3	-	3	-	-	2	-	1	3	-	-	-	-
	100.0		100.0			100.0		100	100.0				
Needs to be more detailed	2	-	2	-	-	1	-	1	2	-	-	-	-
	66.7%		66.7%			50.0%		100%	66.7%				
Other	1	-	1	-	-	1	-	-	1	-	-	-	-
	33.3%		33.3%			50.0%			33.3%				

Q20. Why are you dissatisfied with the Home Recycling Guide booklet?
 BASE: ASK ONLY OF THOSE WHO ANSWERED "DISSATISFIED" TO Q19

	GENDER		AGE GROUP					LANDLINE MODE		ETHNICITY			
	TOTAL	MALE	FEMALE	18-29	30-39	40-54	55-64	65+	WHITE/ CAUCASIAN	BLACK/ AFRICAN AMERICAN	ASIAN	HISPANIC	AMERICAN INDIAN OR ALASKA NATIVE
Total	2	-	2	-	-	1	-	1	2	-	-	-	-
	100.0		100.0			100.0		100	100.0				
Needs to be more detailed	2	-	2	-	-	1	-	1	2	-	-	-	-
	100%		100.0%			100%		100%	100.0%				

Q20. Why are you dissatisfied with the Home Recycling Guide booklet?
 BASE: ASK ONLY OF THOSE WHO ANSWERED "DISSATISFIED" TO Q19

	GENDER		AGE GROUP					CELL-PHONE MODE		ETHNICITY			
	TOTAL	MALE	FEMALE	18-29	30-39	40-54	55-64	65+	WHITE/ CAUCASIAN	BLACK/ AFRICAN AMERICAN	ASIAN	HISPANIC	AMERICAN INDIAN OR ALASKA NATIVE
Total	1	-	1	-	-	1	-	-	1	-	-	-	-
	100.0		100.0			100.0			100.0				
Other	1	-	1	-	-	1	-	-	1	-	-	-	-
	100%		100.0%			100%			100.0%				

Q20. Why are you dissatisfied with the Home Recycling Guide booklet?
 BASE: ASK ONLY OF THOSE WHO ANSWERED "DISSATISFIED" TO Q19

	GENDER		AGE GROUP					ONLINE MODE	ETHNICITY				
	TOTAL	MALE	FEMALE	18-29	30-39	40-54	55-64	65+	WHITE/ CAUCASIAN	BLACK/ AFRICAN AMERICAN	ASIAN	HISPANIC	AMERICAN INDIAN OR ALASKA NATIVE
Total	1	1	-	-	-	-	-	1	-	1	-	-	-
	100.0	100						100		100.0			
Other	1	1	-	-	-	-	-	1	-	1	-	-	-
	100%	100%						100%		100.0%			

Q20. Why are you dissatisfied with the Home Recycling Guide booklet?
 BASE: ASK ONLY OF THOSE WHO ANSWERED "DISSATISFIED" TO Q19

	GENDER		AGE GROUP					EMAIL MODE	ETHNICITY				
	TOTAL	MALE	FEMALE	18-29	30-39	40-54	55-64	65+	WHITE/ CAUCASIAN	BLACK/ AFRICAN AMERICAN	ASIAN	HISPANIC	AMERICAN INDIAN OR ALASKA NATIVE
Total	1	1	-	-	-	-	-	1	-	1	-	-	-
	100.0	100						100		100.0			
Other	1	1	-	-	-	-	-	1	-	1	-	-	-
	100%	100%						100%		100.0%			

Q21. Now we have questions about resources provided by the County to help residents recycle and get rid of items properly. For each resource, please indicate if you have heard of it and if you are satisfied or dissatisfied with the resource. If you have no opinion or have never heard of the resource, that's OK. The first resource is Green Guide, online recycling and disposal guide. Have you heard of Green Guide, online recycling and disposal guide? Have you ever used the Green Guide, online recycling and disposal guide?

BASE: Total Sample

	GENDER			AGE GROUP					RENT/OWN			ETHNICITY				LANGUAGE		
	TOTAL	MALE	FEMALE	18-29	30-39	40-54	55-64	65+	OWN	RENT		WHITE/ CAUCASIAN	BLACK/ AFRICAN AMERICAN	ASIAN	HISPANIC	AMERICAN INDIAN OR ALASKA NATIVE	SPANISH	ENGLISH
Total	600	278	322	72	142	145	127	114	477	85	484	15	16	27	3	15	585	
	100.0	100	100.0	100.0	100.0	100.0	100.0	100	100	100	100.0	100.0	100.0	100.0	100.0	100.0	100.0	
AWARE [NET]	164	71	93	11	23	43	45	42	142	17	148	4	2	4	-	3	161	
=====	27.3%	26%	28.9%	15.3%	16.2%	29.7%	35.4%	37%	30%	20%	30.6%	26.7%	12.5%	14.8%		20.0%	27.5%	
Have Used Program [NET]	104	50	54	6	18	29	25	26	90	11	97	2	1	-	-	-	104	
=====	17.3%	18%	16.8%	8.3%	12.7%	20.0%	19.7%	23%	19%	13%	20.0%	13.3%	6.2%				17.8%	
Satisfied [NET]	103	49	54	6	18	29	25	25	89	11	97	1	1	-	-	-	103	
=====	17.2%	18%	16.8%	8.3%	12.7%	20.0%	19.7%	22%	19%	13%	20.0%	6.7%	6.2%				17.6%	
Very satisfied	75	37	38	5	13	21	16	20	67	7	70	1	1	-	-	-	75	
	12.5%	13%	11.8%	6.9%	9.2%	14.5%	12.6%	18%	14%	8.2%	14.5%	6.7%	6.2%				12.8%	
Somewhat satisfied	28	12	16	1	5	8	9	5	22	4	27	-	-	-	-	-	28	
	4.7%	4.3%	5.0%	1.4%	3.5%	5.5%	7.1%	4.4%	4.6%	4.7%	5.6%						4.8%	
Dissatisfied [NET]	1	1	-	-	-	-	-	1	1	-	-	1	-	-	-	-	1	
=====	0.2%	0.4%						0.9%	0.2%			6.7%					0.2%	
Very dissatisfied	1	1	-	-	-	-	-	1	1	-	-	1	-	-	-	-	1	
	0.2%	0.4%						0.9%	0.2%			6.7%					0.2%	
Have Not Used Program [NET]	60	21	39	5	5	14	20	16	52	6	51	2	1	4	-	3	57	
=====	10.0%	7.6%	12.1%	6.9%	3.5%	9.7%	15.7%	14%	11%	7.1%	10.5%	13.3%	6.2%	14.8%		20.0%	9.7%	
Have Not Used Program	60	21	39	5	5	14	20	16	52	6	51	2	1	4	-	3	57	
	10.0%	7.6%	12.1%	6.9%	3.5%	9.7%	15.7%	14%	11%	7.1%	10.5%	13.3%	6.2%	14.8%		20.0%	9.7%	
UNAWARE [NET]	326	155	171	48	99	82	56	41	251	54	254	8	9	18	2	12	314	
=====	54.3%	56%	53.1%	66.7%	69.7%	56.6%	44.1%	36%	53%	64%	52.5%	53.3%	56.2%	66.7%	66.7%	80.0%	53.7%	
Never Heard Of	326	155	171	48	99	82	56	41	251	54	254	8	9	18	2	12	314	
	54.3%	56%	53.1%	66.7%	69.7%	56.6%	44.1%	36%	53%	64%	52.5%	53.3%	56.2%	66.7%	66.7%	80.0%	53.7%	
Unsure	106	50	56	12	20	19	24	31	83	14	81	3	5	4	1	-	106	
	17.7%	18%	17.4%	16.7%	14.1%	13.1%	18.9%	27%	17%	16%	16.7%	20.0%	31.2%	14.8%	33.3%		18.1%	



Q21. Now we have questions about resources provided by the County to help residents recycle and get rid of items properly. For each resource, please indicate if you have heard of it and if you are satisfied or dissatisfied with the resource. If you have no opinion or have never heard of the resource, that's OK. The first resource is Green Guide, online recycling and disposal guide. Have you heard of Green Guide, online recycling and disposal guide? Have you ever used the Green Guide, online recycling and disposal guide?

BASE: Total Sample

	GENDER		AGE GROUP					RENT/OWN		ETHNICITY					LANGUAGE		
	TOTAL	MALE	FEMALE	18-29	30-39	40-54	55-64	65+	OWN	RENT	WHITE/ CAUCASIAN	BLACK/ AFRICAN AMERICAN	ASIAN	HISPANIC	AMERICAN INDIAN OR ALASKA NATIVE	SPANISH	ENGLISH
Prefer not to answer	4	2	2	1	-	1	2	-	1	-	1	-	-	1	-	-	4
	0.7%	0.7%	0.6%	1.4%		0.7%	1.6%		0.2%		0.2%			3.7%			0.7%

Q21. Now we have questions about resources provided by the County to help residents recycle and get rid of items properly. For each resource, please indicate if you have heard of it and if you are satisfied or dissatisfied with the resource. If you have no opinion or have never heard of the resource, that's OK. The first resource is Green Guide, online recycling and disposal guide. Have you heard of Green Guide, online recycling and disposal guide? Have you ever used the Green Guide, online recycling and disposal guide?

BASE: Total Sample

	GEOGRAPHIC																														
	APPLE		BURNSVILLE		EAGAN		FARMINGTON		LAKEVILLE		LILYDALE		HASTINGS		INVER GROVE HEIGHTS		MENDOTA		SOUTH ST. PAUL		SUNFISH LAKE		WEST ST. PAUL		RURAL/ UNINCORPORATED						
Total	600	74	82	95	32	87	1	32	51	-	28	29	29	2	31	24	100.0	100.0	100.0	100.0	100.0	100.0	100.0	100.0	100.0	100.0	100.0				
AWARE [NET]	164	18	16	27	15	27	-	14	13	-	6	9	9	1	5	4	27.3%	24.3%	19.5%	28.4%	46.9%	31.0%	43.8%	25.5%	21.4%	31.0%	31.0%	50.0%	16.1%	16.7%	
Have Used Program [NET]	104	13	11	17	10	17	-	10	6	-	1	7	5	1	3	3	17.3%	17.6%	13.4%	17.9%	31.2%	19.5%	31.2%	11.8%	3.6%	24.1%	17.2%	50.0%	9.7%	12.5%	
Satisfied [NET]	103	13	11	17	10	17	-	10	5	-	1	7	5	1	3	3	17.2%	17.6%	13.4%	17.9%	31.2%	19.5%	31.2%	9.8%	3.6%	24.1%	17.2%	50.0%	9.7%	12.5%	
Very satisfied	75	9	9	14	9	10	-	8	4	-	1	6	2	-	2	1	12.5%	12.2%	11.0%	14.7%	28.1%	11.5%	25.0%	7.8%	3.6%	20.7%	6.9%	-	2	4.2%	
Somewhat satisfied	28	4	2	3	1	7	-	2	1	-	-	1	3	1	1	2	4.7%	5.4%	2.4%	3.2%	3.1%	8.0%	6.2%	2.0%	-	3.4%	10.3%	50.0%	3.2%	8.3%	
Dissatisfied [NET]	1	-	-	-	-	-	-	-	1	-	-	-	-	-	-	-	0.2%	-	-	-	-	-	2.0%	-	-	-	-	-	-	-	
Very dissatisfied	1	-	-	-	-	-	-	-	1	-	-	-	-	-	-	-	0.2%	-	-	-	-	-	2.0%	-	-	-	-	-	-	-	
Have Not Used Program [NET]	60	5	5	10	5	10	-	4	7	-	5	2	4	-	2	1	10.0%	6.8%	6.1%	10.5%	15.6%	11.5%	12.5%	13.7%	17.9%	6.9%	13.8%	-	2	4.2%	
Have Not Used Program	60	5	5	10	5	10	-	4	7	-	5	2	4	-	2	1	10.0%	6.8%	6.1%	10.5%	15.6%	11.5%	12.5%	13.7%	17.9%	6.9%	13.8%	-	2	4.2%	
UNAWARE [NET]	326	41	46	51	15	47	1	14	27	-	19	15	14	1	19	13	54.3%	55.4%	56.1%	53.7%	46.9%	54.0%	100.0%	43.8%	52.9%	67.9%	51.7%	48.3%	50.0%	61.3%	54.2%
Never Heard Of	326	41	46	51	15	47	1	14	27	-	19	15	14	1	19	13	54.3%	55.4%	56.1%	53.7%	46.9%	54.0%	100.0%	43.8%	52.9%	67.9%	51.7%	48.3%	50.0%	61.3%	54.2%
Unsure	106	15	18	17	1	13	-	3	11	-	3	5	6	-	7	7	17.7%	20.3%	22.0%	17.9%	3.1%	14.9%	9.4%	21.6%	10.7%	17.2%	20.7%	-	7	29.2%	



Q21. Now we have questions about resources provided by the County to help residents recycle and get rid of items properly. For each resource, please indicate if you have heard of it and if you are satisfied or dissatisfied with the resource. If you have no opinion or have never heard of the resource, that's OK. The first resource is Green Guide, online recycling and disposal guide. Have you heard of Green Guide, online recycling and disposal guide? Have you ever used the Green Guide, online recycling and disposal guide?

BASE: Total Sample

	GEOGRAPHIC																											
	APPLE		BURNSVILLE		EAGAN		FARMINGTON		LAKEVILLE		LILYDALE		HASTINGS		INVER GROVE		MENDOTA		ROSEMOUNT		SOUTH ST. PAUL		SUNFISH LAKE		WEST ST. PAUL		RURAL/ UNINCORPORATED	
	TOTAL	VALLEY	TOTAL	VALLEY	TOTAL	VALLEY	TOTAL	VALLEY	TOTAL	VALLEY	TOTAL	VALLEY	TOTAL	VALLEY	TOTAL	VALLEY	TOTAL	VALLEY	TOTAL	VALLEY	TOTAL	VALLEY	TOTAL	VALLEY	TOTAL	VALLEY	TOTAL	VALLEY
Prefer not to answer	4	-	2	-	1	-	-	-	1	-	-	-	-	-	-	-	-	-	-	-	-	-	-	-	-	-	-	-
	0.7%		2.4%		3.1%				3.1%																			

Q21. Now we have questions about resources provided by the County to help residents recycle and get rid of items properly. For each resource, please indicate if you have heard of it and if you are satisfied or dissatisfied with the resource. If you have no opinion or have never heard of the resource, that's OK. The first resource is Green Guide, online recycling and disposal guide. Have you heard of Green Guide, online recycling and disposal guide? Have you ever used the Green Guide, online recycling and disposal guide?

BASE: Total Sample

	SURVEY TYPE						
	TOTAL	PHONE	LANDLINE	MOBILE	ONLINE	TEXT	EMAIL
Total	600	150	60	90	450	225	225
	100.0	100.0	100.0	100.0	100.0	100	100.0
AWARE [NET]	164	48	23	25	116	41	75
=====	27.3%	32.0%	38.3%	27.8%	25.8%	18%	33.3%
Have Used Program [NET]	104	29	14	15	75	24	51
=====	17.3%	19.3%	23.3%	16.7%	16.7%	11%	22.7%
Satisfied [NET]	103	29	14	15	74	24	50
=====	17.2%	19.3%	23.3%	16.7%	16.4%	11%	22.2%
Very satisfied	75	22	11	11	53	16	37
	12.5%	14.7%	18.3%	12.2%	11.8%	7.1%	16.4%
Somewhat satisfied	28	7	3	4	21	8	13
	4.7%	4.7%	5.0%	4.4%	4.7%	3.6%	5.8%
Dissatisfied [NET]	1	-	-	-	1	-	1
=====	0.2%				0.2%		0.4%
Very dissatisfied	1	-	-	-	1	-	1
	0.2%				0.2%		0.4%
Have Not Used Program [NET]	60	19	9	10	41	17	24
=====	10.0%	12.7%	15.0%	11.1%	9.1%	7.6%	10.7%
Have Not Used Program	60	19	9	10	41	17	24
	10.0%	12.7%	15.0%	11.1%	9.1%	7.6%	10.7%
UNAWARE [NET]	326	77	25	52	249	143	106
=====	54.3%	51.3%	41.7%	57.8%	55.3%	64%	47.1%
Never Heard Of	326	77	25	52	249	143	106
	54.3%	51.3%	41.7%	57.8%	55.3%	64%	47.1%
Unsure	106	24	12	12	82	38	44
	17.7%	16.0%	20.0%	13.3%	18.2%	17%	19.6%
Prefer not to answer	4	1	-	1	3	3	-
	0.7%	0.7%		1.1%	0.7%	1.3%	

Q21. Now we have questions about resources provided by the County to help residents recycle and get rid of items properly. For each resource, please indicate if you have heard of it and if you are satisfied or dissatisfied with the resource. If you have no opinion or have never heard of the resource, that's OK. The first resource is Green Guide, online recycling and disposal guide. Have you heard of Green Guide, online recycling and disposal guide? Have you ever used the Green Guide, online recycling and disposal guide?

BASE: Total Sample

	GENDER		AGE GROUP				PHONE MODE			ETHNICITY			
	TOTAL	MALE	FEMALE	18-29	30-39	40-54	55-64	65+	WHITE/ CAUCASIAN	BLACK/ AFRICAN AMERICAN	ASIAN	HISPANIC	AMERICAN INDIAN OR ALASKA NATIVE
Total	150	60	90	5	22	50	44	29	117	3	3	15	1
	100.0	100	100.0	100.0	100.0	100.0	100.0	100	100.0	100.0	100.0	100.0	100.0
AWARE [NET]	48	17	31	2	4	18	14	10	41	1	-	3	-
=====	32.0%	28%	34.4%	40.0%	18.2%	36.0%	31.8%	34%	35.0%	33.3%		20.0%	
Have Used Program [NET]	29	10	19	1	3	11	8	6	28	-	-	-	-
=====	19.3%	17%	21.1%	20.0%	13.6%	22.0%	18.2%	21%	23.9%				
Satisfied [NET]	29	10	19	1	3	11	8	6	28	-	-	-	-
=====	19.3%	17%	21.1%	20.0%	13.6%	22.0%	18.2%	21%	23.9%				
Very satisfied	22	9	13	1	2	9	5	5	21	-	-	-	-
	14.7%	15%	14.4%	20.0%	9.1%	18.0%	11.4%	17%	17.9%				
Somewhat satisfied	7	1	6	-	1	2	3	1	7	-	-	-	-
	4.7%	1.7%	6.7%		4.5%	4.0%	6.8%	3.4%	6.0%				
Have Not Used Program [NET]	19	7	12	1	1	7	6	4	13	1	-	3	-
=====	12.7%	12%	13.3%	20.0%	4.5%	14.0%	13.6%	14%	11.1%	33.3%		20.0%	
Have Not Used Program	19	7	12	1	1	7	6	4	13	1	-	3	-
	12.7%	12%	13.3%	20.0%	4.5%	14.0%	13.6%	14%	11.1%	33.3%		20.0%	
UNAWARE [NET]	77	32	45	3	17	22	22	13	56	2	1	11	-
=====	51.3%	53%	50.0%	60.0%	77.3%	44.0%	50.0%	45%	47.9%	66.7%	33.3%	73.3%	
Never Heard Of	77	32	45	3	17	22	22	13	56	2	1	11	-
	51.3%	53%	50.0%	60.0%	77.3%	44.0%	50.0%	45%	47.9%	66.7%	33.3%	73.3%	
Unsure	24	11	13	-	1	10	7	6	19	-	2	1	1
	16.0%	18%	14.4%		4.5%	20.0%	15.9%	21%	16.2%		66.7%	6.7%	100.0%
Prefer not to answer	1	-	1	-	-	-	1	-	1	-	-	-	-
	0.7%		1.1%				2.3%		0.9%				



Q21. Now we have questions about resources provided by the County to help residents recycle and get rid of items properly. For each resource, please indicate if you have heard of it and if you are satisfied or dissatisfied with the resource. If you have no opinion or have never heard of the resource, that's OK. The first resource is Green Guide, online recycling and disposal guide. Have you heard of Green Guide, online recycling and disposal guide? Have you ever used the Green Guide, online recycling and disposal guide?

BASE: Total Sample

	GENDER			AGE GROUP					LANDLINE MODE				ETHNICITY		
	TOTAL	MALE	FEMALE	18-29	30-39	40-54	55-64	65+	WHITE/ CAUCASIAN	BLACK/ AFRICAN AMERICAN	ASIAN	HISPANIC	AMERICAN INDIAN OR ALASKA NATIVE		
Total	60	19	41	-	9	9	19	23	50	1	2	2	-		
	100.0	100	100.0		100.0	100.0	100.0	100	100.0	100.0	100.0	100.0			
AWARE [NET]	23	10	13	-	3	5	6	9	20	1	-	1	-		
=====	38.3%	53%	31.7%		33.3%	55.6%	31.6%	39%	40.0%	100.0%		50.0%			
Have Used Program [NET]	14	5	9	-	2	4	3	5	13	-	-	-	-		
=====	23.3%	26%	22.0%		22.2%	44.4%	15.8%	22%	26.0%						
Satisfied [NET]	14	5	9	-	2	4	3	5	13	-	-	-	-		
=====	23.3%	26%	22.0%		22.2%	44.4%	15.8%	22%	26.0%						
Very satisfied	11	4	7	-	1	4	2	4	10	-	-	-	-		
	18.3%	21%	17.1%		11.1%	44.4%	10.5%	17%	20.0%						
Somewhat satisfied	3	1	2	-	1	-	1	1	3	-	-	-	-		
	5.0%	5.3%	4.9%		11.1%		5.3%	4.3%	6.0%						
Have Not Used Program [NET]	9	5	4	-	1	1	3	4	7	1	-	1	-		
=====	15.0%	26%	9.8%		11.1%	11.1%	15.8%	17%	14.0%	100.0%		50.0%			
Have Not Used Program	9	5	4	-	1	1	3	4	7	1	-	1	-		
	15.0%	26%	9.8%		11.1%	11.1%	15.8%	17%	14.0%	100.0%		50.0%			
UNAWARE [NET]	25	5	20	-	5	2	8	10	21	-	-	1	-		
=====	41.7%	26%	48.8%		55.6%	22.2%	42.1%	43%	42.0%			50.0%			
Never Heard Of	25	5	20	-	5	2	8	10	21	-	-	1	-		
	41.7%	26%	48.8%		55.6%	22.2%	42.1%	43%	42.0%			50.0%			
Unsure	12	4	8	-	1	2	5	4	9	-	2	-	-		
	20.0%	21%	19.5%		11.1%	22.2%	26.3%	17%	18.0%		100%				

Q21. Now we have questions about resources provided by the County to help residents recycle and get rid of items properly. For each resource, please indicate if you have heard of it and if you are satisfied or dissatisfied with the resource. If you have no opinion or have never heard of the resource, that's OK. The first resource is Green Guide, online recycling and disposal guide. Have you heard of Green Guide, online recycling and disposal guide? Have you ever used the Green Guide, online recycling and disposal guide?

BASE: Total Sample

	CELL-PHONE MODE												
	GENDER			AGE GROUP					ETHNICITY				
	TOTAL	MALE	FEMALE	18-29	30-39	40-54	55-64	65+	WHITE/ CAUCASIAN	BLACK/ AFRICAN AMERICAN	ASIAN	HISPANIC	AMERICAN INDIAN OR ALASKA NATIVE
Total	90	41	49	5	13	41	25	6	67	2	1	13	1
	100.0	100	100.0	100.0	100.0	100.0	100.0	100	100.0	100.0	100.0	100.0	100.0
AWARE [NET]	25	7	18	2	1	13	8	1	21	-	-	2	-
=====	27.8%	17%	36.7%	40.0%	7.7%	31.7%	32.0%	17%	31.3%			15.4%	
Have Used Program [NET]	15	5	10	1	1	7	5	1	15	-	-	-	-
=====	16.7%	12%	20.4%	20.0%	7.7%	17.1%	20.0%	17%	22.4%				
Satisfied [NET]	15	5	10	1	1	7	5	1	15	-	-	-	-
=====	16.7%	12%	20.4%	20.0%	7.7%	17.1%	20.0%	17%	22.4%				
Very satisfied	11	5	6	1	1	5	3	1	11	-	-	-	-
	12.2%	12%	12.2%	20.0%	7.7%	12.2%	12.0%	17%	16.4%				
Somewhat satisfied	4	-	4	-	-	2	2	-	4	-	-	-	-
	4.4%		8.2%			4.9%	8.0%		6.0%				
Have Not Used Program [NET]	10	2	8	1	-	6	3	-	6	-	-	2	-
=====	11.1%	4.9%	16.3%	20.0%		14.6%	12.0%		9.0%			15.4%	
Have Not Used Program	10	2	8	1	-	6	3	-	6	-	-	2	-
	11.1%	4.9%	16.3%	20.0%		14.6%	12.0%		9.0%			15.4%	
UNAWARE [NET]	52	27	25	3	12	20	14	3	35	2	1	10	-
=====	57.8%	66%	51.0%	60.0%	92.3%	48.8%	56.0%	50%	52.2%	100.0%	100%	76.9%	
Never Heard Of	52	27	25	3	12	20	14	3	35	2	1	10	-
	57.8%	66%	51.0%	60.0%	92.3%	48.8%	56.0%	50%	52.2%	100.0%	100%	76.9%	
Unsure	12	7	5	-	-	8	2	2	10	-	-	1	1
	13.3%	17%	10.2%			19.5%	8.0%	33%	14.9%			7.7%	100.0%
Prefer not to answer	1	-	1	-	-	-	1	-	1	-	-	-	-
	1.1%		2.0%				4.0%		1.5%				

Q21. Now we have questions about resources provided by the County to help residents recycle and get rid of items properly. For each resource, please indicate if you have heard of it and if you are satisfied or dissatisfied with the resource. If you have no opinion or have never heard of the resource, that's OK. The first resource is Green Guide, online recycling and disposal guide. Have you heard of Green Guide, online recycling and disposal guide? Have you ever used the Green Guide, online recycling and disposal guide?

BASE: Total Sample

	GENDER		AGE GROUP					ONLINE MODE			ETHNICITY			
	TOTAL	MALE	FEMALE	18-29	30-39	40-54	55-64	65+	WHITE/ CAUCASIAN	BLACK/ AFRICAN AMERICAN	ASIAN	HISPANIC	AMERICAN INDIAN OR ALASKA NATIVE	
Total	450	218	232	67	120	95	83	85	367	12	13	12	2	
	100.0	100	100.0	100.0	100.0	100.0	100.0	100	100.0	100.0	100.0	100.0	100.0	
AWARE [NET]	116	54	62	9	19	25	31	32	107	3	2	1	-	
=====	25.8%	25%	26.7%	13.4%	15.8%	26.3%	37.3%	38%	29.2%	25.0%	15.4%	8.3%	-	
Have Used Program [NET]	75	40	35	5	15	18	17	20	69	2	1	-	-	
=====	16.7%	18%	15.1%	7.5%	12.5%	18.9%	20.5%	24%	18.8%	16.7%	7.7%	-	-	
Satisfied [NET]	74	39	35	5	15	18	17	19	69	1	1	-	-	
=====	16.4%	18%	15.1%	7.5%	12.5%	18.9%	20.5%	22%	18.8%	8.3%	7.7%	-	-	
Very satisfied	53	28	25	4	11	12	11	15	49	1	1	-	-	
	11.8%	13%	10.8%	6.0%	9.2%	12.6%	13.3%	18%	13.4%	8.3%	7.7%	-	-	
Somewhat satisfied	21	11	10	1	4	6	6	4	20	-	-	-	-	
	4.7%	5.0%	4.3%	1.5%	3.3%	6.3%	7.2%	4.7%	5.4%	-	-	-	-	
Dissatisfied [NET]	1	1	-	-	-	-	-	1	-	1	-	-	-	
=====	0.2%	0.5%	-	-	-	-	-	1.2%	-	8.3%	-	-	-	
Very dissatisfied	1	1	-	-	-	-	-	1	-	1	-	-	-	
	0.2%	0.5%	-	-	-	-	-	1.2%	-	8.3%	-	-	-	
Have Not Used Program [NET]	41	14	27	4	4	7	14	12	38	1	1	1	-	
=====	9.1%	6.4%	11.6%	6.0%	3.3%	7.4%	16.9%	14%	10.4%	8.3%	7.7%	8.3%	-	
Have Not Used Program	41	14	27	4	4	7	14	12	38	1	1	1	-	
	9.1%	6.4%	11.6%	6.0%	3.3%	7.4%	16.9%	14%	10.4%	8.3%	7.7%	8.3%	-	
UNAWARE [NET]	249	123	126	45	82	60	34	28	198	6	8	7	2	
=====	55.3%	56%	54.3%	67.2%	68.3%	63.2%	41.0%	33%	54.0%	50.0%	61.5%	58.3%	100.0%	
Never Heard Of	249	123	126	45	82	60	34	28	198	6	8	7	2	
	55.3%	56%	54.3%	67.2%	68.3%	63.2%	41.0%	33%	54.0%	50.0%	61.5%	58.3%	100.0%	
Unsure	82	39	43	12	19	9	17	25	62	3	3	3	-	
	18.2%	18%	18.5%	17.9%	15.8%	9.5%	20.5%	29%	16.9%	25.0%	23.1%	25.0%	-	

Q21. Now we have questions about resources provided by the County to help residents recycle and get rid of items properly. For each resource, please indicate if you have heard of it and if you are satisfied or dissatisfied with the resource. If you have no opinion or have never heard of the resource, that's OK. The first resource is Green Guide, online recycling and disposal guide. Have you heard of Green Guide, online recycling and disposal guide? Have you ever used the Green Guide, online recycling and disposal guide?

BASE: Total Sample

	GENDER		AGE GROUP				ONLINE MODE	ETHNICITY				AMERICAN INDIAN OR ALASKA NATIVE	
	TOTAL	MALE	FEMALE	18-29	30-39	40-54	55-64	65+	WHITE/ CAUCASIAN	BLACK/ AFRICAN AMERICAN	ASIAN	HISPANIC	
Prefer not to answer	3	2	1	1	-	1	1	-	-	-	-	1	-
	0.7%	0.9%	0.4%	1.5%		1.1%	1.2%					8.3%	

Q21. Now we have questions about resources provided by the County to help residents recycle and get rid of items properly. For each resource, please indicate if you have heard of it and if you are satisfied or dissatisfied with the resource. If you have no opinion or have never heard of the resource, that's OK. The first resource is Green Guide, online recycling and disposal guide. Have you heard of Green Guide, online recycling and disposal guide? Have you ever used the Green Guide, online recycling and disposal guide?

BASE: Total Sample

	GENDER		AGE GROUP					TEXT MODE	ETHNICITY				
	TOTAL	MALE	FEMALE	18-29	30-39	40-54	55-64	65+	WHITE/ CAUCASIAN	BLACK/ AFRICAN AMERICAN	ASIAN	HISPANIC	AMERICAN INDIAN OR ALASKA NATIVE
Total	225	123	102	64	83	52	21	5	180	6	6	6	2
	100.0	100	100.0	100.0	100.0	100.0	100.0	100	100.0	100.0	100.0	100.0	100.0
AWARE [NET]	41	21	20	8	15	8	8	2	38	1	-	-	-
=====	18.2%	17%	19.6%	12.5%	18.1%	15.4%	38.1%	40%	21.1%	16.7%			
Have Used Program [NET]	24	15	9	5	12	3	2	2	21	1	-	-	-
=====	10.7%	12%	8.8%	7.8%	14.5%	5.8%	9.5%	40%	11.7%	16.7%			
Satisfied [NET]	24	15	9	5	12	3	2	2	21	1	-	-	-
=====	10.7%	12%	8.8%	7.8%	14.5%	5.8%	9.5%	40%	11.7%	16.7%			
Very satisfied	16	10	6	4	8	1	1	2	14	1	-	-	-
	7.1%	8.1%	5.9%	6.2%	9.6%	1.9%	4.8%	40%	7.8%	16.7%			
Somewhat satisfied	8	5	3	1	4	2	1	-	7	-	-	-	-
	3.6%	4.1%	2.9%	1.6%	4.8%	3.8%	4.8%		3.9%				
Have Not Used Program [NET]	17	6	11	3	3	5	6	-	17	-	-	-	-
=====	7.6%	4.9%	10.8%	4.7%	3.6%	9.6%	28.6%		9.4%				
Have Not Used Program	17	6	11	3	3	5	6	-	17	-	-	-	-
	7.6%	4.9%	10.8%	4.7%	3.6%	9.6%	28.6%		9.4%				
UNAWARE [NET]	143	79	64	44	53	36	9	1	116	2	4	3	2
=====	63.6%	64%	62.7%	68.8%	63.9%	69.2%	42.9%	20%	64.4%	33.3%	66.7%	50.0%	100.0%
Never Heard Of	143	79	64	44	53	36	9	1	116	2	4	3	2
	63.6%	64%	62.7%	68.8%	63.9%	69.2%	42.9%	20%	64.4%	33.3%	66.7%	50.0%	100.0%
Unsure	38	21	17	11	15	7	3	2	26	3	2	2	-
	16.9%	17%	16.7%	17.2%	18.1%	13.5%	14.3%	40%	14.4%	50.0%	33.3%	33.3%	
Prefer not to answer	3	2	1	1	-	1	1	-	-	-	-	1	-
	1.3%	1.6%	1.0%	1.6%		1.9%	4.8%					16.7%	

Q21. Now we have questions about resources provided by the County to help residents recycle and get rid of items properly. For each resource, please indicate if you have heard of it and if you are satisfied or dissatisfied with the resource. If you have no opinion or have never heard of the resource, that's OK. The first resource is Green Guide, online recycling and disposal guide. Have you heard of Green Guide, online recycling and disposal guide? Have you ever used the Green Guide, online recycling and disposal guide?

BASE: Total Sample

	GENDER			AGE GROUP					EMAIL MODE				ETHNICITY				
	TOTAL	MALE	FEMALE	18-29	30-39	40-54	55-64	65+	WHITE/ CAUCASIAN	BLACK/ AFRICAN AMERICAN	ASIAN	HISPANIC	AMERICAN INDIAN OR ALASKA NATIVE				
Total	225	95	130	3	37	43	62	80	187	6	7	6	-				
	100.0	100	100.0	100.0	100.0	100.0	100.0	100	100.0	100.0	100.0	100.0					
AWARE [NET]	75	33	42	1	4	17	23	30	69	2	2	1	-				
=====	33.3%	35%	32.3%	33.3%	10.8%	39.5%	37.1%	38%	36.9%	33.3%	28.6%	16.7%					
Have Used Program [NET]	51	25	26	-	3	15	15	18	48	1	1	-	-				
=====	22.7%	26%	20.0%		8.1%	34.9%	24.2%	22%	25.7%	16.7%	14.3%						
Satisfied [NET]	50	24	26	-	3	15	15	17	48	-	1	-	-				
=====	22.2%	25%	20.0%		8.1%	34.9%	24.2%	21%	25.7%		14.3%						
Very satisfied	37	18	19	-	3	11	10	13	35	-	1	-	-				
	16.4%	19%	14.6%		8.1%	25.6%	16.1%	16%	18.7%		14.3%						
Somewhat satisfied	13	6	7	-	-	4	5	4	13	-	-	-	-				
	5.8%	6.3%	5.4%			9.3%	8.1%	5.0%	7.0%								
Dissatisfied [NET]	1	1	-	-	-	-	-	1	-	1	-	-	-				
=====	0.4%	1.1%						1.2%		16.7%							
Very dissatisfied	1	1	-	-	-	-	-	1	-	1	-	-	-				
	0.4%	1.1%						1.2%		16.7%							
Have Not Used Program [NET]	24	8	16	1	1	2	8	12	21	1	1	1	-				
=====	10.7%	8.4%	12.3%	33.3%	2.7%	4.7%	12.9%	15%	11.2%	16.7%	14.3%	16.7%					
Have Not Used Program	24	8	16	1	1	2	8	12	21	1	1	1	-				
	10.7%	8.4%	12.3%	33.3%	2.7%	4.7%	12.9%	15%	11.2%	16.7%	14.3%	16.7%					
UNAWARE [NET]	106	44	62	1	29	24	25	27	82	4	4	4	-				
=====	47.1%	46%	47.7%	33.3%	78.4%	55.8%	40.3%	34%	43.9%	66.7%	57.1%	66.7%					
Never Heard Of	106	44	62	1	29	24	25	27	82	4	4	4	-				
	47.1%	46%	47.7%	33.3%	78.4%	55.8%	40.3%	34%	43.9%	66.7%	57.1%	66.7%					
Unsure	44	18	26	1	4	2	14	23	36	-	1	1	-				
	19.6%	19%	20.0%	33.3%	10.8%	4.7%	22.6%	29%	19.3%		14.3%	16.7%					

Q21A. Now we have questions about resources provided by the County to help residents recycle and get rid of items properly. For each resource, please indicate if you have heard of it and if you are satisfied or dissatisfied with the resource. If you have no opinion or have never heard of the resource, that's OK. The first resource is Green Guide, online recycling and disposal guide. Have you heard of Green Guide, online recycling and disposal guide? Have you ever used the Green Guide, online recycling and disposal guide?

BASE: Total Sample

	GENDER		AGE GROUP				RENT/OWN				ETHNICITY				LANGUAGE		
	TOTAL	MALE	FEMALE	18-29	30-39	40-54	55-64	65+	OWN	RENT	WHITE/ CAUCASIAN	BLACK/ AFRICAN AMERICAN	ASIAN	HISPANIC	AMERICAN INDIAN OR ALASKA NATIVE	SPANISH	ENGLISH
Total	490	226	264	59	122	125	101	83	393	71	402	12	11	22	2	15	475
	100.0	100	100.0	100.0	100.0	100.0	100.0	100	100	100	100.0	100.0	100.0	100.0	100.0	100.0	100.0
AWARE [NET]	164	71	93	11	23	43	45	42	142	17	148	4	2	4	-	3	161
=====	33.5%	31%	35.2%	18.6%	18.9%	34.4%	44.6%	51%	36%	24%	36.8%	33.3%	18.2%	18.2%		20.0%	33.9%
Have Used Program [NET]	104	50	54	6	18	29	25	26	90	11	97	2	1	-	-	-	104
=====	63.4%	70%	58.1%	54.5%	78.3%	67.4%	55.6%	62%	63%	65%	65.5%	50.0%	50.0%				64.6%
Satisfied [NET]	103	49	54	6	18	29	25	25	89	11	97	1	1	-	-	-	103
=====	99.0%	98%	100.0%	100%	100%	100%	100%	96%	99%	100%	100.0%	50.0%	100%				99.0%
Very satisfied	75	37	38	5	13	21	16	20	67	7	70	1	1	-	-	-	75
	72.8%	76%	70.4%	83.3%	72.2%	72.4%	64.0%	80%	75%	64%	72.2%	100.0%	100%				72.8%
Somewhat satisfied	28	12	16	1	5	8	9	5	22	4	27	-	-	-	-	-	28
	27.2%	24%	29.6%	16.7%	27.8%	27.6%	36.0%	20%	25%	36%	27.8%						27.2%
Dissatisfied [NET]	1	1	-	-	-	-	-	1	1	-	-	1	-	-	-	-	1
=====	1.0%	2.0%						3.8%	1.1%			50.0%					1.0%
Very dissatisfied	1	1	-	-	-	-	-	1	1	-	-	1	-	-	-	-	1
	100%	100%						100%	100%			100.0%					100.0%
Have Not Used Program [NET]	60	21	39	5	5	14	20	16	52	6	51	2	1	4	-	3	57
=====	36.6%	30%	41.9%	45.5%	21.7%	32.6%	44.4%	38%	37%	35%	34.5%	50.0%	50.0%	100.0%		100.0%	35.4%
Have Not Used Program	60	21	39	5	5	14	20	16	52	6	51	2	1	4	-	3	57
	100%	100%	100.0%	100%	100%	100%	100%	100%	100%	100%	100.0%	100.0%	100%	100.0%		100.0%	100.0%
UNAWARE [NET]	326	155	171	48	99	82	56	41	251	54	254	8	9	18	2	12	314
=====	66.5%	69%	64.8%	81.4%	81.1%	65.6%	55.4%	49%	64%	76%	63.2%	66.7%	81.8%	81.8%	100.0%	80.0%	66.1%
Never Heard Of	326	155	171	48	99	82	56	41	251	54	254	8	9	18	2	12	314
	100%	100%	100.0%	100%	100%	100%	100%	100%	100%	100%	100.0%	100.0%	100%	100.0%	100.0%	100.0%	100.0%



Q21A. Now we have questions about resources provided by the County to help residents recycle and get rid of items properly. For each resource, please indicate if you have heard of it and if you are satisfied or dissatisfied with the resource. If you have no opinion or have never heard of the resource, that's OK. The first resource is Green Guide, online recycling and disposal guide. Have you heard of Green Guide, online recycling and disposal guide? Have you ever used the Green Guide, online recycling and disposal guide?

BASE: Total Sample

	GEOGRAPHIC																			
	APPLE		BURNSVILLE		EAGAN		FARMINGTON		LAKEVILLE		LILYDALE		INVER GROVE HEIGHTS		MENDOTA		SOUTH SUNFISH		WEST UNINCORPORATED	
	TOTAL	VALLEY	BURNSVILLE	EAGAN	FARMINGTON	LAKEVILLE	LILYDALE	HASTINGS	HEIGHTS	MENDOTA	HEIGHTS	ROSEMOUNT	ST. PAUL	LAKE	ST. PAUL	PORATED				
Total	490	59	62	78	30	74	1	28	40	-	25	24	23	2	24	17				
	100.0	100.0	100.0	100.0	100.0	100.0	100.0	100.0	100.0	100.0	100.0	100.0	100.0	100.0	100.0	100.0				
AWARE [NET]	164	18	16	27	15	27	-	14	13	-	6	9	9	1	5	4				
=====	33.5%	30.5%	25.8%	34.6%	50.0%	36.5%		50.0%	32.5%		24.0%	37.5%	39.1%	50.0%	20.8%	23.5%				
Have Used Program [NET]	104	13	11	17	10	17	-	10	6	-	1	7	5	1	3	3				
=====	63.4%	72.2%	68.8%	63.0%	66.7%	63.0%		71.4%	46.2%		16.7%	77.8%	55.6%	100.0%	60.0%	75.0%				
Satisfied [NET]	103	13	11	17	10	17	-	10	5	-	1	7	5	1	3	3				
=====	99.0%	100.0%	100.0%	100%	100.0%	100.0%		100.0%	83.3%		100.0%	100.0%	100.0%	100.0%	100.0%	100.0%				
Very satisfied	75	9	9	14	9	10	-	8	4	-	1	6	2	-	2	1				
	72.8%	69.2%	81.8%	82.4%	90.0%	58.8%		80.0%	80.0%		100.0%	85.7%	40.0%		66.7%	33.3%				
Somewhat satisfied	28	4	2	3	1	7	-	2	1	-	-	1	3	1	1	2				
	27.2%	30.8%	18.2%	17.6%	10.0%	41.2%		20.0%	20.0%			14.3%	60.0%	100.0%	33.3%	66.7%				
Dissatisfied [NET]	1	-	-	-	-	-	-	-	1	-	-	-	-	-	-	-				
=====	1.0%								16.7%											
Very dissatisfied	1	-	-	-	-	-	-	-	1	-	-	-	-	-	-	-				
	100%								100.0%											
Have Not Used Program [NET]	60	5	5	10	5	10	-	4	7	-	5	2	4	-	2	1				
=====	36.6%	27.8%	31.2%	37.0%	33.3%	37.0%		28.6%	53.8%		83.3%	22.2%	44.4%		40.0%	25.0%				
Have Not Used Program	60	5	5	10	5	10	-	4	7	-	5	2	4	-	2	1				
	100%	100.0%	100.0%	100%	100.0%	100.0%		100.0%	100.0%		100.0%	100.0%	100.0%		100.0%	100.0%				
UNAWARE [NET]	326	41	46	51	15	47	1	14	27	-	19	15	14	1	19	13				
=====	66.5%	69.5%	74.2%	65.4%	50.0%	63.5%	100.0%	50.0%	67.5%		76.0%	62.5%	60.9%	50.0%	79.2%	76.5%				
Never Heard Of	326	41	46	51	15	47	1	14	27	-	19	15	14	1	19	13				
	100%	100.0%	100.0%	100%	100.0%	100.0%	100.0%	100.0%	100.0%		100.0%	100.0%	100.0%	100.0%	100.0%	100.0%				



Q21A. Now we have questions about resources provided by the County to help residents recycle and get rid of items properly. For each resource, please indicate if you have heard of it and if you are satisfied or dissatisfied with the resource. If you have no opinion or have never heard of the resource, that's OK. The first resource is Green Guide, online recycling and disposal guide. Have you heard of Green Guide, online recycling and disposal guide? Have you ever used the Green Guide, online recycling and disposal guide?

BASE: Total Sample

	SURVEY TYPE						
	TOTAL	PHONE	LANDLINE	MOBILE	ONLINE	TEXT	EMAIL
Total	490	125	48	77	365	184	181
	100.0	100.0	100.0	100.0	100.0	100	100.0
AWARE [NET]	164	48	23	25	116	41	75
=====	33.5%	38.4%	47.9%	32.5%	31.8%	22%	41.4%
Have Used Program [NET]	104	29	14	15	75	24	51
=====	63.4%	60.4%	60.9%	60.0%	64.7%	59%	68.0%
Satisfied [NET]	103	29	14	15	74	24	50
=====	99.0%	100%	100.0%	100.0%	98.7%	100%	98.0%
Very satisfied	75	22	11	11	53	16	37
	72.8%	75.9%	78.6%	73.3%	71.6%	67%	74.0%
Somewhat satisfied	28	7	3	4	21	8	13
	27.2%	24.1%	21.4%	26.7%	28.4%	33%	26.0%
Dissatisfied [NET]	1	-	-	-	1	-	1
=====	1.0%				1.3%		2.0%
Very dissatisfied	1	-	-	-	1	-	1
	100%				100.0%		100%
Have Not Used Program [NET]	60	19	9	10	41	17	24
=====	36.6%	39.6%	39.1%	40.0%	35.3%	41%	32.0%
Have Not Used Program	60	19	9	10	41	17	24
	100%	100%	100.0%	100.0%	100.0%	100%	100%
UNAWARE [NET]	326	77	25	52	249	143	106
=====	66.5%	61.6%	52.1%	67.5%	68.2%	78%	58.6%
Never Heard Of	326	77	25	52	249	143	106
	100%	100%	100.0%	100.0%	100.0%	100%	100%

Q21A. Now we have questions about resources provided by the County to help residents recycle and get rid of items properly. For each resource, please indicate if you have heard of it and if you are satisfied or dissatisfied with the resource. If you have no opinion or have never heard of the resource, that's OK. The first resource is Green Guide, online recycling and disposal guide. Have you heard of Green Guide, online recycling and disposal guide? Have you ever used the Green Guide, online recycling and disposal guide?

BASE: Total Sample

	GENDER			AGE GROUP				PHONE MODE	ETHNICITY				AMERICAN INDIAN OR ALASKA NATIVE
	TOTAL	MALE	FEMALE	18-29	30-39	40-54	55-64	65+	WHITE/ CAUCASIAN	BLACK/ AFRICAN AMERICAN	ASIAN	HISPANIC	
Total	125	49	76	5	21	40	36	23	97	3	1	14	-
	100.0	100	100.0	100.0	100.0	100.0	100.0	100	100.0	100.0	100.0	100.0	-
AWARE [NET]	48	17	31	2	4	18	14	10	41	1	-	3	-
=====	38.4%	35%	40.8%	40.0%	19.0%	45.0%	38.9%	43%	42.3%	33.3%	-	21.4%	-
Have Used Program [NET]	29	10	19	1	3	11	8	6	28	-	-	-	-
=====	60.4%	59%	61.3%	50.0%	75.0%	61.1%	57.1%	60%	68.3%	-	-	-	-
Satisfied [NET]	29	10	19	1	3	11	8	6	28	-	-	-	-
=====	100%	100%	100.0%	100%	100%	100%	100%	100%	100.0%	-	-	-	-
Very satisfied	22	9	13	1	2	9	5	5	21	-	-	-	-
	75.9%	90%	68.4%	100%	66.7%	81.8%	62.5%	83%	75.0%	-	-	-	-
Somewhat satisfied	7	1	6	-	1	2	3	1	7	-	-	-	-
	24.1%	10%	31.6%	-	33.3%	18.2%	37.5%	17%	25.0%	-	-	-	-
Have Not Used Program [NET]	19	7	12	1	1	7	6	4	13	1	-	3	-
=====	39.6%	41%	38.7%	50.0%	25.0%	38.9%	42.9%	40%	31.7%	100.0%	-	100.0%	-
Have Not Used Program	19	7	12	1	1	7	6	4	13	1	-	3	-
	100%	100%	100.0%	100%	100%	100%	100%	100%	100.0%	100.0%	-	100.0%	-
UNAWARE [NET]	77	32	45	3	17	22	22	13	56	2	1	11	-
=====	61.6%	65%	59.2%	60.0%	81.0%	55.0%	61.1%	57%	57.7%	66.7%	100%	78.6%	-
Never Heard Of	77	32	45	3	17	22	22	13	56	2	1	11	-
	100%	100%	100.0%	100%	100%	100%	100%	100%	100.0%	100.0%	100%	100.0%	-

Q21A. Now we have questions about resources provided by the County to help residents recycle and get rid of items properly. For each resource, please indicate if you have heard of it and if you are satisfied or dissatisfied with the resource. If you have no opinion or have never heard of the resource, that's OK. The first resource is Green Guide, online recycling and disposal guide. Have you heard of Green Guide, online recycling and disposal guide? Have you ever used the Green Guide, online recycling and disposal guide?

BASE: Total Sample

	GENDER			AGE GROUP					LANDLINE MODE				ETHNICITY				
	TOTAL	MALE	FEMALE	18-29	30-39	40-54	55-64	65+	WHITE/ CAUCASIAN	BLACK/ AFRICAN AMERICAN	ASIAN	HISPANIC	AMERICAN INDIAN OR ALASKA NATIVE				
Total	48	15	33	-	8	7	14	19	41	1	-	2	-				
	100.0	100	100.0		100.0	100.0	100.0	100	100.0	100.0		100.0					
AWARE [NET]	23	10	13	-	3	5	6	9	20	1	-	1	-				
=====	47.9%	67%	39.4%		37.5%	71.4%	42.9%	47%	48.8%	100.0%		50.0%					
Have Used Program [NET]	14	5	9	-	2	4	3	5	13	-	-	-	-				
=====	60.9%	50%	69.2%		66.7%	80.0%	50.0%	56%	65.0%								
Satisfied [NET]	14	5	9	-	2	4	3	5	13	-	-	-	-				
=====	100%	100%	100.0%		100%	100%	100%	100%	100.0%								
Very satisfied	11	4	7	-	1	4	2	4	10	-	-	-	-				
	78.6%	80%	77.8%		50.0%	100%	66.7%	80%	76.9%								
Somewhat satisfied	3	1	2	-	1	-	1	1	3	-	-	-	-				
	21.4%	20%	22.2%		50.0%		33.3%	20%	23.1%								
Have Not Used Program [NET]	9	5	4	-	1	1	3	4	7	1	-	1	-				
=====	39.1%	50%	30.8%		33.3%	20.0%	50.0%	44%	35.0%	100.0%		100.0%					
Have Not Used Program	9	5	4	-	1	1	3	4	7	1	-	1	-				
	100%	100%	100.0%		100%	100%	100%	100%	100.0%	100.0%		100.0%					
UNAWARE [NET]	25	5	20	-	5	2	8	10	21	-	-	1	-				
=====	52.1%	33%	60.6%		62.5%	28.6%	57.1%	53%	51.2%			50.0%					
Never Heard Of	25	5	20	-	5	2	8	10	21	-	-	1	-				
	100%	100%	100.0%		100%	100%	100%	100%	100.0%			100.0%					

Q21A. Now we have questions about resources provided by the County to help residents recycle and get rid of items properly. For each resource, please indicate if you have heard of it and if you are satisfied or dissatisfied with the resource. If you have no opinion or have never heard of the resource, that's OK. The first resource is Green Guide, online recycling and disposal guide. Have you heard of Green Guide, online recycling and disposal guide? Have you ever used the Green Guide, online recycling and disposal guide?

BASE: Total Sample

	GENDER		AGE GROUP						CELL-PHONE MODE				ETHNICITY		
	TOTAL	MALE	FEMALE	18-29	30-39	40-54	55-64	65+	WHITE/ CAUCASIAN	BLACK/ AFRICAN AMERICAN	ASIAN	HISPANIC	AMERICAN INDIAN OR ALASKA NATIVE		
Total	77	34	43	5	13	33	22	4	56	2	1	12	-		
	100.0	100	100.0	100.0	100.0	100.0	100.0	100	100.0	100.0	100.0	100.0			
AWARE [NET]	25	7	18	2	1	13	8	1	21	-	-	2	-		
=====	32.5%	21%	41.9%	40.0%	7.7%	39.4%	36.4%	25%	37.5%			16.7%			
Have Used Program [NET]	15	5	10	1	1	7	5	1	15	-	-	-	-		
=====	60.0%	71%	55.6%	50.0%	100%	53.8%	62.5%	100%	71.4%						
Satisfied [NET]	15	5	10	1	1	7	5	1	15	-	-	-	-		
=====	100%	100%	100.0%	100%	100%	100%	100%	100%	100.0%						
Very satisfied	11	5	6	1	1	5	3	1	11	-	-	-	-		
	73.3%	100%	60.0%	100%	100%	71.4%	60.0%	100%	73.3%						
Somewhat satisfied	4	-	4	-	-	2	2	-	4	-	-	-	-		
	26.7%		40.0%			28.6%	40.0%		26.7%						
Have Not Used Program [NET]	10	2	8	1	-	6	3	-	6	-	-	2	-		
=====	40.0%	29%	44.4%	50.0%		46.2%	37.5%		28.6%			100.0%			
Have Not Used Program	10	2	8	1	-	6	3	-	6	-	-	2	-		
	100%	100%	100.0%	100%		100%	100%		100.0%			100.0%			
UNAWARE [NET]	52	27	25	3	12	20	14	3	35	2	1	10	-		
=====	67.5%	79%	58.1%	60.0%	92.3%	60.6%	63.6%	75%	62.5%	100.0%	100%	83.3%			
Never Heard Of	52	27	25	3	12	20	14	3	35	2	1	10	-		
	100%	100%	100.0%	100%	100%	100%	100%	100%	100.0%	100.0%	100%	100.0%			

Q21A. Now we have questions about resources provided by the County to help residents recycle and get rid of items properly. For each resource, please indicate if you have heard of it and if you are satisfied or dissatisfied with the resource. If you have no opinion or have never heard of the resource, that's OK. The first resource is Green Guide, online recycling and disposal guide. Have you heard of Green Guide, online recycling and disposal guide? Have you ever used the Green Guide, online recycling and disposal guide?

BASE: Total Sample

	GENDER			AGE GROUP				ONLINE MODE	ETHNICITY				AMERICAN INDIAN OR ALASKA NATIVE
	TOTAL	MALE	FEMALE	18-29	30-39	40-54	55-64	65+	WHITE/ CAUCASIAN	BLACK/ AFRICAN AMERICAN	ASIAN	HISPANIC	
Total	365	177	188	54	101	85	65	60	305	9	10	8	2
	100.0	100	100.0	100.0	100.0	100.0	100.0	100	100.0	100.0	100.0	100.0	100.0
AWARE [NET]	116	54	62	9	19	25	31	32	107	3	2	1	-
=====	31.8%	31%	33.0%	16.7%	18.8%	29.4%	47.7%	53%	35.1%	33.3%	20.0%	12.5%	
Have Used Program [NET]	75	40	35	5	15	18	17	20	69	2	1	-	-
=====	64.7%	74%	56.5%	55.6%	78.9%	72.0%	54.8%	62%	64.5%	66.7%	50.0%		
Satisfied [NET]	74	39	35	5	15	18	17	19	69	1	1	-	-
=====	98.7%	98%	100.0%	100%	100%	100%	100%	95%	100.0%	50.0%	100%		
Very satisfied	53	28	25	4	11	12	11	15	49	1	1	-	-
	71.6%	72%	71.4%	80.0%	73.3%	66.7%	64.7%	79%	71.0%	100.0%	100%		
Somewhat satisfied	21	11	10	1	4	6	6	4	20	-	-	-	-
	28.4%	28%	28.6%	20.0%	26.7%	33.3%	35.3%	21%	29.0%				
Dissatisfied [NET]	1	1	-	-	-	-	-	1	-	1	-	-	-
=====	1.3%	2.5%						5.0%		50.0%			
Very dissatisfied	1	1	-	-	-	-	-	1	-	1	-	-	-
	100%	100%						100%		100.0%			
Have Not Used Program [NET]	41	14	27	4	4	7	14	12	38	1	1	1	-
=====	35.3%	26%	43.5%	44.4%	21.1%	28.0%	45.2%	38%	35.5%	33.3%	50.0%	100.0%	
Have Not Used Program	41	14	27	4	4	7	14	12	38	1	1	1	-
	100%	100%	100.0%	100%	100%	100%	100%	100%	100.0%	100.0%	100%	100.0%	
UNAWARE [NET]	249	123	126	45	82	60	34	28	198	6	8	7	2
=====	68.2%	69%	67.0%	83.3%	81.2%	70.6%	52.3%	47%	64.9%	66.7%	80.0%	87.5%	100.0%
Never Heard Of	249	123	126	45	82	60	34	28	198	6	8	7	2
	100%	100%	100.0%	100%	100%	100%	100%	100%	100.0%	100.0%	100%	100.0%	100.0%



Q21A. Now we have questions about resources provided by the County to help residents recycle and get rid of items properly. For each resource, please indicate if you have heard of it and if you are satisfied or dissatisfied with the resource. If you have no opinion or have never heard of the resource, that's OK. The first resource is Green Guide, online recycling and disposal guide. Have you heard of Green Guide, online recycling and disposal guide? Have you ever used the Green Guide, online recycling and disposal guide?

BASE: Total Sample

	GENDER		AGE GROUP				TEXT MODE			ETHNICITY			
	TOTAL	MALE	FEMALE	18-29	30-39	40-54	55-64	65+	WHITE/ CAUCASIAN	BLACK/ AFRICAN AMERICAN	ASIAN	HISPANIC	AMERICAN INDIAN OR ALASKA NATIVE
Total	184	100	84	52	68	44	17	3	154	3	4	3	2
	100.0	100	100.0	100.0	100.0	100.0	100.0	100	100.0	100.0	100.0	100.0	100.0
AWARE [NET]	41	21	20	8	15	8	8	2	38	1	-	-	-
=====	22.3%	21%	23.8%	15.4%	22.1%	18.2%	47.1%	67%	24.7%	33.3%			
Have Used Program [NET]	24	15	9	5	12	3	2	2	21	1	-	-	-
=====	58.5%	71%	45.0%	62.5%	80.0%	37.5%	25.0%	100%	55.3%	100.0%			
Satisfied [NET]	24	15	9	5	12	3	2	2	21	1	-	-	-
=====	100%	100%	100.0%	100%	100%	100%	100%	100%	100.0%	100.0%			
Very satisfied	16	10	6	4	8	1	1	2	14	1	-	-	-
	66.7%	67%	66.7%	80.0%	66.7%	33.3%	50.0%	100%	66.7%	100.0%			
Somewhat satisfied	8	5	3	1	4	2	1	-	7	-	-	-	-
	33.3%	33%	33.3%	20.0%	33.3%	66.7%	50.0%		33.3%				
Have Not Used Program [NET]	17	6	11	3	3	5	6	-	17	-	-	-	-
=====	41.5%	29%	55.0%	37.5%	20.0%	62.5%	75.0%		44.7%				
Have Not Used Program	17	6	11	3	3	5	6	-	17	-	-	-	-
	100%	100%	100.0%	100%	100%	100%	100%		100.0%				
UNAWARE [NET]	143	79	64	44	53	36	9	1	116	2	4	3	2
=====	77.7%	79%	76.2%	84.6%	77.9%	81.8%	52.9%	33%	75.3%	66.7%	100%	100.0%	100.0%
Never Heard Of	143	79	64	44	53	36	9	1	116	2	4	3	2
	100%	100%	100.0%	100%	100%	100%	100%	100%	100.0%	100.0%	100%	100.0%	100.0%

Q21A. Now we have questions about resources provided by the County to help residents recycle and get rid of items properly. For each resource, please indicate if you have heard of it and if you are satisfied or dissatisfied with the resource. If you have no opinion or have never heard of the resource, that's OK. The first resource is Green Guide, online recycling and disposal guide. Have you heard of Green Guide, online recycling and disposal guide? Have you ever used the Green Guide, online recycling and disposal guide?

BASE: Total Sample

	GENDER			AGE GROUP					EMAIL MODE				ETHNICITY				
	TOTAL	MALE	FEMALE	18-29	30-39	40-54	55-64	65+	WHITE/ CAUCASIAN	BLACK/ AFRICAN AMERICAN	ASIAN	HISPANIC	AMERICAN INDIAN OR ALASKA NATIVE				
Total	181	77	104	2	33	41	48	57	151	6	6	5	-				
	100.0	100	100.0	100.0	100.0	100.0	100.0	100	100.0	100.0	100.0	100.0					
AWARE [NET]	75	33	42	1	4	17	23	30	69	2	2	1	-				
=====	41.4%	43%	40.4%	50.0%	12.1%	41.5%	47.9%	53%	45.7%	33.3%	33.3%	20.0%					
Have Used Program [NET]	51	25	26	-	3	15	15	18	48	1	1	-	-				
=====	68.0%	76%	61.9%		75.0%	88.2%	65.2%	60%	69.6%	50.0%	50.0%						
Satisfied [NET]	50	24	26	-	3	15	15	17	48	-	1	-	-				
=====	98.0%	96%	100.0%		100%	100%	100%	94%	100.0%		100%						
Very satisfied	37	18	19	-	3	11	10	13	35	-	1	-	-				
	74.0%	75%	73.1%		100%	73.3%	66.7%	76%	72.9%		100%						
Somewhat satisfied	13	6	7	-	-	4	5	4	13	-	-	-	-				
	26.0%	25%	26.9%			26.7%	33.3%	24%	27.1%								
Dissatisfied [NET]	1	1	-	-	-	-	-	1	-	1	-	-	-				
=====	2.0%	4.0%						5.6%		100.0%							
Very dissatisfied	1	1	-	-	-	-	-	1	-	1	-	-	-				
	100%	100%						100%		100.0%							
Have Not Used Program [NET]	24	8	16	1	1	2	8	12	21	1	1	1	-				
=====	32.0%	24%	38.1%	100%	25.0%	11.8%	34.8%	40%	30.4%	50.0%	50.0%	100.0%					
Have Not Used Program	24	8	16	1	1	2	8	12	21	1	1	1	-				
	100%	100%	100.0%	100%	100%	100%	100%	100%	100.0%	100.0%	100%	100.0%					
UNAWARE [NET]	106	44	62	1	29	24	25	27	82	4	4	4	-				
=====	58.6%	57%	59.6%	50.0%	87.9%	58.5%	52.1%	47%	54.3%	66.7%	66.7%	80.0%					
Never Heard Of	106	44	62	1	29	24	25	27	82	4	4	4	-				
	100%	100%	100.0%	100%	100%	100%	100%	100%	100.0%	100.0%	100%	100.0%					

Q22. Why are you dissatisfied with the Green Guide, online recycling and disposal guide?
 BASE: ASK ONLY OF THOSE WHO ANSWERED "DISSATISFIED" TO Q21

	GENDER		AGE GROUP					RENT/OWN		ETHNICITY				LANGUAGE			
	TOTAL	MALE	FEMALE	18-29	30-39	40-54	55-64	65+	OWN	RENT	WHITE/ CAUCASIAN	BLACK/ AFRICAN AMERICAN	ASIAN	HISPANIC	AMERICAN INDIAN OR ALASKA NATIVE	SPANISH	ENGLISH
Total	1	1	-	-	-	-	-	1	1	-	-	1	-	-	-	-	1
	100.0	100						100	100			100.0					100.0
Need more curbside pickup	1	1	-	-	-	-	-	1	1	-	-	1	-	-	-	-	1
	100%	100%						100%	100%			100.0%					100.0%

Q22. Why are you dissatisfied with the Green Guide, online recycling and disposal guide?
 BASE: ASK ONLY OF THOSE WHO ANSWERED "DISSATISFIED" TO Q21

	GEOGRAPHIC																
	TOTAL	APPLE VALLEY	BURNSVILLE	EAGAN	FARMINGTON	LAKEVILLE	LILYDALE	HASTINGS	INVER GROVE HEIGHTS	MENDOTA	MENDOTA HEIGHTS	ROSEMOUNT	SOUTH ST. PAUL	SUNFISH LAKE	WEST ST. PAUL	RURAL/ UNINCORPORATED	
Total	1 100.0	-	-	-	-	-	-	-	1 100.0	-	-	-	-	-	-	-	
Need more curb side pick up	1 100%	-	-	-	-	-	-	-	1 100.0%	-	-	-	-	-	-	-	

Q22. Why are you dissatisfied with the Green Guide, online recycling and disposal guide?
 BASE: ASK ONLY OF THOSE WHO ANSWERED "DISSATISFIED" TO Q21

	TOTAL	SURVEY TYPE				
		PHONE	LANDLINE	MOBILE	ONLINE	TEXT EMAIL
Total	1 100.0	-	-	-	1 100.0	- 100.0
Need more curbside pickup	1 100%	-	-	-	1 100.0%	- 100%

Q22. Why are you dissatisfied with the Green Guide, online recycling and disposal guide?
 BASE: ASK ONLY OF THOSE WHO ANSWERED "DISSATISFIED" TO Q21

	GENDER		AGE GROUP					ONLINE MODE	ETHNICITY				
	TOTAL	MALE	FEMALE	18-29	30-39	40-54	55-64	65+	WHITE/ CAUCASIAN	BLACK/ AFRICAN AMERICAN	ASIAN	HISPANIC	AMERICAN INDIAN OR ALASKA NATIVE
Total	1	1	-	-	-	-	-	1	-	1	-	-	-
	100.0	100						100		100.0			
Need more curbside pickup	1	1	-	-	-	-	-	1	-	1	-	-	-
	100%	100%						100%		100.0%			

Q22. Why are you dissatisfied with the Green Guide, online recycling and disposal guide?
 BASE: ASK ONLY OF THOSE WHO ANSWERED "DISSATISFIED" TO Q21

	GENDER		AGE GROUP					EMAIL MODE	ETHNICITY				
	TOTAL	MALE	FEMALE	18-29	30-39	40-54	55-64	65+	WHITE/ CAUCASIAN	BLACK/ AFRICAN AMERICAN	ASIAN	HISPANIC	AMERICAN INDIAN OR ALASKA NATIVE
Total	1	1	-	-	-	-	-	1	-	1	-	-	-
	100.0	100						100		100.0			
Need more curb side pick up	1	1	-	-	-	-	-	1	-	1	-	-	-
	100%	100%						100%		100.0%			

Q23. Which of the following are the greatest barriers to recycling?
 BASE: Total Sample

	GENDER		AGE GROUP					RENT/OWN		ETHNICITY				LANGUAGE			
	TOTAL	MALE	FEMALE	18-29	30-39	40-54	55-64	65+	OWN	RENT	WHITE/ CAUCASIAN	BLACK/ AFRICAN AMERICAN	ASIAN	HISPANIC	AMERICAN INDIAN OR ALASKA NATIVE	SPANISH	ENGLISH
Total	600	278	322	72	142	145	127	114	477	85	484	15	16	27	3	15	585
	100.0	100	100.0	100.0	100.0	100.0	100.0	100	100	100	100.0	100.0	100.0	100.0	100.0	100.0	100.0
My recycling bin fills up too quickly	174	67	107	28	46	53	28	19	138	27	146	5	4	2	2	-	174
	29.0%	24%	33.2%	38.9%	32.4%	36.6%	22.0%	17%	29%	32%	30.2%	33.3%	25.0%	7.4%	66.7%		29.7%
There are too many rules to recycle properly	125	63	62	16	38	24	23	24	104	14	105	3	5	4	-	3	122
	20.8%	23%	19.3%	22.2%	26.8%	16.6%	18.1%	21%	22%	16%	21.7%	20.0%	31.2%	14.8%		20.0%	20.9%
I don't know what can go in the bin	111	59	52	15	26	29	21	20	94	10	99	-	1	4	2	1	110
	18.5%	21%	16.1%	20.8%	18.3%	20.0%	16.5%	18%	20%	12%	20.5%		6.2%	14.8%	66.7%	6.7%	18.8%
I believe that the recycling ends up with the trash anyway	94	51	43	16	25	21	17	15	68	17	73	2	2	3	-	-	94
	15.7%	18%	13.4%	22.2%	17.6%	14.5%	13.4%	13%	14%	20%	15.1%	13.3%	12.5%	11.1%			16.1%
It's too hard to separate	36	17	19	4	14	10	6	2	27	6	27	1	2	2	-	2	34
	6.0%	6.1%	5.9%	5.6%	9.9%	6.9%	4.7%	1.8%	5.7%	7.1%	5.6%	6.7%	12.5%	7.4%		13.3%	5.8%
I don't have enough room on my property to store recycling bins	34	12	22	6	12	6	4	6	26	7	26	2	1	1	-	1	33
	5.7%	4.3%	6.8%	8.3%	8.5%	4.1%	3.1%	5.3%	5.5%	8.2%	5.4%	13.3%	6.2%	3.7%		6.7%	5.6%
My designated recycling receptacle is too far away or poorly managed	21	9	12	2	3	4	7	5	9	10	16	1	1	2	-	1	20
	3.5%	3.2%	3.7%	2.8%	2.1%	2.8%	5.5%	4.4%	1.9%	12%	3.3%	6.7%	6.2%	7.4%		6.7%	3.4%
I don't believe that recycling helps the environment	13	10	3	2	3	3	4	1	9	1	9	-	-	2	-	2	11
	2.2%	3.6%	0.9%	2.8%	2.1%	2.1%	3.1%	0.9%	1.9%	1.2%	1.9%			7.4%		13.3%	1.9%
I am unable to independently access my recycling receptacle	5	2	3	-	-	2	1	2	2	3	2	1	1	1	-	-	5
	0.8%	0.7%	0.9%			1.4%	0.8%	1.8%	0.4%	3.5%	0.4%	6.7%	6.2%	3.7%			0.9%
Other	55	16	39	5	10	12	12	16	44	8	48	-	1	3	1	3	52
	9.2%	5.8%	12.1%	6.9%	7.0%	8.3%	9.4%	14%	9.2%	9.4%	9.9%		6.2%	11.1%	33.3%	20.0%	8.9%
Unsure	82	44	38	4	9	20	28	21	75	5	68	3	1	4	-	4	78
	13.7%	16%	11.8%	5.6%	6.3%	13.8%	22.0%	18%	16%	5.9%	14.0%	20.0%	6.2%	14.8%		26.7%	13.3%

Q23. Which of the following are the greatest barriers to recycling?
 BASE: Total Sample

	GENDER		AGE GROUP					RENT/OWN		ETHNICITY				LANGUAGE			
	TOTAL	MALE	FEMALE	18-29	30-39	40-54	55-64	65+	OWN	RENT	WHITE/ CAUCASIAN	BLACK/ AFRICAN AMERICAN	ASIAN	HISPANIC	AMERICAN INDIAN OR ALASKA NATIVE	SPANISH	ENGLISH
Prefer not to answer	53	25	28	6	11	12	10	14	36	10	37	1	1	5	-	1	52
	8.8%	9.0%	8.7%	8.3%	7.7%	8.3%	7.9%	12%	7.5%	12%	7.6%	6.7%	6.2%	18.5%		6.7%	8.9%

Q23. Which of the following are the greatest barriers to recycling?
 BASE: Total Sample

	GEOGRAPHIC															
	TOTAL	APPLE VALLEY	BURNSVILLE	EAGAN	FARMINGTON	LAKEVILLE	LILYDALE	HASTINGS	INVER GROVE HEIGHTS	MENDOTA	MENDOTA HEIGHTS	ROSEMOUNT	SOUTH ST. PAUL	SUNFISH LAKE	WEST ST. PAUL	RURAL/ UNINCORPORATED
Total	600	74	82	95	32	87	1	32	51	-	28	29	29	2	31	24
	100.0	100.0	100.0	100.0	100.0	100.0	100.0	100.0	100.0	100.0	100.0	100.0	100.0	100.0	100.0	100.0
My recycling bin fills up too quickly	174	21	23	27	14	33	-	6	13	-	2	7	9	2	9	7
	29.0%	28.4%	28.0%	28.4%	43.8%	37.9%		18.8%	25.5%		7.1%	24.1%	31.0%	100.0%	29.0%	29.2%
There are too many rules to recycle properly	125	18	16	15	7	20	-	6	13	-	8	6	7	-	5	4
	20.8%	24.3%	19.5%	15.8%	21.9%	23.0%		18.8%	25.5%		28.6%	20.7%	24.1%		16.1%	16.7%
I don't know what can go in the bin	111	17	9	17	6	28	-	6	6	-	10	1	4	-	3	4
	18.5%	23.0%	11.0%	17.9%	18.8%	32.2%		18.8%	11.8%		35.7%	3.4%	13.8%		9.7%	16.7%
I believe that the recycling ends up with the trash anyway	94	17	8	16	3	7	-	8	10	-	9	3	6	-	2	5
	15.7%	23.0%	9.8%	16.8%	9.4%	8.0%		25.0%	19.6%		32.1%	10.3%	20.7%		6.5%	20.8%
It's too hard to separate	36	3	4	5	4	5	-	-	5	-	-	3	3	-	4	-
	6.0%	4.1%	4.9%	5.3%	12.5%	5.7%			9.8%			10.3%	10.3%		12.9%	
I don't have enough room on my property to store recycling bins	34	3	8	6	-	4	-	3	2	-	1	1	2	-	4	-
	5.7%	4.1%	9.8%	6.3%		4.6%		9.4%	3.9%		3.6%	3.4%	6.9%		12.9%	
My designated recycling receptacle is too far away or poorly managed	21	2	2	8	-	-	1	-	2	-	-	-	2	-	4	-
	3.5%	2.7%	2.4%	8.4%			100.0%		3.9%				6.9%		12.9%	
I don't believe that recycling helps the environment	13	4	2	2	-	-	-	-	1	-	-	-	-	-	2	2
	2.2%	5.4%	2.4%	2.1%					2.0%						6.5%	8.3%
I am unable to independently access my recycling receptacle	5	-	1	1	-	-	-	-	2	-	-	-	1	-	-	-
	0.8%		1.2%	1.1%					3.9%				3.4%			
Other	55	8	10	9	1	6	-	3	4	-	6	2	1	1	1	3
	9.2%	10.8%	12.2%	9.5%	3.1%	6.9%		9.4%	7.8%		21.4%	6.9%	3.4%	50.0%	3.2%	12.5%
Unsure	82	11	10	15	4	9	-	6	8	-	2	8	2	-	4	3
	13.7%	14.9%	12.2%	15.8%	12.5%	10.3%		18.8%	15.7%		7.1%	27.6%	6.9%		12.9%	12.5%

Q23. Which of the following are the greatest barriers to recycling?
 BASE: Total Sample

	GEOGRAPHIC																
	APPLE		BURNSVILLE		EAGAN	FARMINGTON	LAKEVILLE	LILYDALE	HASTINGS	INVER GROVE HEIGHTS	MENDOTA	MENDOTA HEIGHTS	ROSEMOUNT	SOUTH ST. PAUL	SUNFISH LAKE	WEST ST. PAUL	RURAL/ UNINCORPORATED
Prefer not to answer	53	3	12	7		1	7	-	2	4	-	2	4	3	-	4	2
	8.8%	4.1%	14.6%	7.4%		3.1%	8.0%		6.2%	7.8%		7.1%	13.8%	10.3%		12.9%	8.3%

Q23. Which of the following are the greatest barriers to recycling?
 BASE: Total Sample

	SURVEY TYPE						
	TOTAL	PHONE	LANDLINE	MOBILE	ONLINE	TEXT	EMAIL
Total	600	150	60	90	450	225	225
	100.0	100.0	100.0	100.0	100.0	100	100.0
My recycling bin fills up too quickly	174	40	16	24	134	81	53
	29.0%	26.7%	26.7%	26.7%	29.8%	36%	23.6%
There are too many rules to recycle properly	125	21	8	13	104	47	57
	20.8%	14.0%	13.3%	14.4%	23.1%	21%	25.3%
I don't know what can go in the bin	111	26	11	15	85	45	40
	18.5%	17.3%	18.3%	16.7%	18.9%	20%	17.8%
I believe that the recycling ends up with the trash anyway	94	19	8	11	75	45	30
	15.7%	12.7%	13.3%	12.2%	16.7%	20%	13.3%
It's too hard to separate	36	8	3	5	28	14	14
	6.0%	5.3%	5.0%	5.6%	6.2%	6.2%	6.2%
I don't have enough room on my property to store recycling bins	34	9	2	7	25	14	11
	5.7%	6.0%	3.3%	7.8%	5.6%	6.2%	4.9%
My designated recycling receptacle is too far away or poorly managed	21	6	1	5	15	8	7
	3.5%	4.0%	1.7%	5.6%	3.3%	3.6%	3.1%
I don't believe that recycling helps the environment	13	4	1	3	9	6	3
	2.2%	2.7%	1.7%	3.3%	2.0%	2.7%	1.3%
I am unable to independently access my recycling receptacle	5	2	2	-	3	1	2
	0.8%	1.3%	3.3%		0.7%	0.4%	0.9%
Other	55	21	8	13	34	13	21
	9.2%	14.0%	13.3%	14.4%	7.6%	5.8%	9.3%
Unsure	82	24	12	12	58	19	39
	13.7%	16.0%	20.0%	13.3%	12.9%	8.4%	17.3%
Prefer not to answer	53	12	6	6	41	18	23
	8.8%	8.0%	10.0%	6.7%	9.1%	8.0%	10.2%

Q23. Which of the following are the greatest barriers to recycling?
 BASE: Total Sample

	GENDER			AGE GROUP					PHONE MODE	ETHNICITY				AMERICAN INDIAN OR ALASKA NATIVE
	TOTAL	MALE	FEMALE	18-29	30-39	40-54	55-64	65+	WHITE/ CAUCASIAN	BLACK/ AFRICAN AMERICAN	ASIAN	HISPANIC		
Total	150	60	90	5	22	50	44	29	117	3	3	15	1	
	100.0	100	100.0	100.0	100.0	100.0	100.0	100	100.0	100.0	100.0	100.0	100.0	
My recycling bin fills up too quickly	40	10	30	1	8	18	6	7	35	1	1	1	-	
	26.7%	17%	33.3%	20.0%	36.4%	36.0%	13.6%	24%	29.9%	33.3%	33.3%	6.7%		
I don't know what can go in the bin	26	11	15	-	4	12	5	5	25	-	-	1	-	
	17.3%	18%	16.7%		18.2%	24.0%	11.4%	17%	21.4%			6.7%		
There are too many rules to recycle properly	21	9	12	1	3	7	6	4	17	1	-	2	-	
	14.0%	15%	13.3%	20.0%	13.6%	14.0%	13.6%	14%	14.5%	33.3%		13.3%		
I believe that the recycling ends up with the trash anyway	19	9	10	-	4	7	4	4	15	1	-	-	-	
	12.7%	15%	11.1%		18.2%	14.0%	9.1%	14%	12.8%	33.3%				
I don't have enough room on my property to store recycling bins	9	4	5	2	3	2	1	1	4	-	1	1	-	
	6.0%	6.7%	5.6%	40.0%	13.6%	4.0%	2.3%	3.4%	3.4%		33.3%	6.7%		
It's too hard to separate	8	4	4	1	1	1	3	2	5	-	-	2	-	
	5.3%	6.7%	4.4%	20.0%	4.5%	2.0%	6.8%	6.9%	4.3%			13.3%		
My designated recycling receptacle is too far away or poorly managed	6	3	3	1	-	-	3	2	3	-	-	2	-	
	4.0%	5.0%	3.3%	20.0%			6.8%	6.9%	2.6%			13.3%		
I don't believe that recycling helps the environment	4	1	3	1	-	1	2	-	1	-	-	2	-	
	2.7%	1.7%	3.3%	20.0%		2.0%	4.5%		0.9%			13.3%		
I am unable to independently access my recycling receptacle	2	1	1	-	-	-	1	1	-	1	-	1	-	
	1.3%	1.7%	1.1%				2.3%	3.4%		33.3%		6.7%		
Other	21	7	14	1	3	7	6	4	16	-	-	3	1	
	14.0%	12%	15.6%	20.0%	13.6%	14.0%	13.6%	14%	13.7%			20.0%	100.0%	
Unsure	24	10	14	1	2	7	10	4	19	-	1	3	-	
	16.0%	17%	15.6%	20.0%	9.1%	14.0%	22.7%	14%	16.2%		33.3%	20.0%		

Q23. Which of the following are the greatest barriers to recycling?
 BASE: Total Sample

	GENDER		AGE GROUP					PHONE MODE	ETHNICITY				
	TOTAL	MALE	FEMALE	18-29	30-39	40-54	55-64	65+	WHITE/ CAUCASIAN	BLACK/ AFRICAN AMERICAN	ASIAN	HISPANIC	AMERICAN INDIAN OR ALASKA NATIVE
Prefer not to answer	12	6	6	-	2	1	5	4	10	-	-	1	-
	8.0%	10%	6.7%		9.1%	2.0%	11.4%	14%	8.5%			6.7%	

Q23. Which of the following are the greatest barriers to recycling?
 BASE: Total Sample

	LANDLINE MODE												
	GENDER			AGE GROUP					ETHNICITY				
	TOTAL	MALE	FEMALE	18-29	30-39	40-54	55-64	65+	WHITE/ CAUCASIAN	BLACK/ AFRICAN AMERICAN	ASIAN	HISPANIC	AMERICAN INDIAN OR ALASKA NATIVE
Total	60	19	41	-	9	9	19	23	50	1	2	2	-
	100.0	100	100.0	-	100.0	100.0	100.0	100	100.0	100.0	100.0	100.0	-
My recycling bin fills up too quickly	16	3	13	-	4	4	2	6	14	-	1	-	-
	26.7%	16%	31.7%	-	44.4%	44.4%	10.5%	26%	28.0%	-	50.0%	-	-
I don't know what can go in the bin	11	2	9	-	3	2	2	4	11	-	-	-	-
	18.3%	11%	22.0%	-	33.3%	22.2%	10.5%	17%	22.0%	-	-	-	-
There are too many rules to recycle properly	8	2	6	-	1	1	4	2	6	1	-	-	-
	13.3%	11%	14.6%	-	11.1%	11.1%	21.1%	8.7%	12.0%	100.0%	-	-	-
I believe that the recycling ends up with the trash anyway	8	2	6	-	4	1	-	3	7	-	-	-	-
	13.3%	11%	14.6%	-	44.4%	11.1%	-	13%	14.0%	-	-	-	-
It's too hard to separate	3	1	2	-	1	-	1	1	2	-	-	-	-
	5.0%	5.3%	4.9%	-	11.1%	-	5.3%	4.3%	4.0%	-	-	-	-
I don't have enough room on my property to store recycling bins	2	1	1	-	1	-	-	1	1	-	-	-	-
	3.3%	5.3%	2.4%	-	11.1%	-	-	4.3%	2.0%	-	-	-	-
I am unable to independently access my recycling receptacle	2	1	1	-	-	-	1	1	-	1	-	1	-
	3.3%	5.3%	2.4%	-	-	-	5.3%	4.3%	-	100.0%	-	50.0%	-
My designated recycling receptacle is too far away or poorly managed	1	1	-	-	-	-	-	1	-	-	-	1	-
	1.7%	5.3%	-	-	-	-	-	4.3%	-	-	-	50.0%	-
I don't believe that recycling helps the environment	1	-	1	-	-	-	1	-	1	-	-	-	-
	1.7%	-	2.4%	-	-	-	5.3%	-	2.0%	-	-	-	-
Other	8	2	6	-	-	2	3	3	8	-	-	-	-
	13.3%	11%	14.6%	-	-	22.2%	15.8%	13%	16.0%	-	-	-	-
Unsure	12	5	7	-	-	1	7	4	10	-	1	1	-
	20.0%	26%	17.1%	-	-	11.1%	36.8%	17%	20.0%	-	50.0%	50.0%	-

Q23. Which of the following are the greatest barriers to recycling?
 BASE: Total Sample

	GENDER		AGE GROUP					LANDLINE MODE		ETHNICITY			
	TOTAL	MALE	FEMALE	18-29	30-39	40-54	55-64	65+	WHITE/ CAUCASIAN	BLACK/ AFRICAN AMERICAN	ASIAN	HISPANIC	AMERICAN INDIAN OR ALASKA NATIVE
Prefer not to answer	6	3	3	-	-	-	2	4	5	-	-	-	-
	10.0%	16%	7.3%				10.5%	17%	10.0%				

Q23. Which of the following are the greatest barriers to recycling?
 BASE: Total Sample

	GENDER		AGE GROUP						CELL-PHONE MODE					ETHNICITY			
	TOTAL	MALE	FEMALE	18-29	30-39	40-54	55-64	65+	WHITE/ CAUCASIAN	BLACK/ AFRICAN AMERICAN	ASIAN	HISPANIC	AMERICAN INDIAN OR ALASKA NATIVE				
Total	90	41	49	5	13	41	25	6	67	2	1	13	1				
	100.0	100	100.0	100.0	100.0	100.0	100.0	100	100.0	100.0	100.0	100.0	100.0				
My recycling bin fills up too quickly	24	7	17	1	4	14	4	1	21	1	-	1	-				
	26.7%	17%	34.7%	20.0%	30.8%	34.1%	16.0%	17%	31.3%	50.0%		7.7%					
I don't know what can go in the bin	15	9	6	-	1	10	3	1	14	-	-	1	-				
	16.7%	22%	12.2%		7.7%	24.4%	12.0%	17%	20.9%			7.7%					
There are too many rules to recycle properly	13	7	6	1	2	6	2	2	11	-	-	2	-				
	14.4%	17%	12.2%	20.0%	15.4%	14.6%	8.0%	33%	16.4%			15.4%					
I believe that the recycling ends up with the trash anyway	11	7	4	-	-	6	4	1	8	1	-	-	-				
	12.2%	17%	8.2%			14.6%	16.0%	17%	11.9%	50.0%							
I don't have enough room on my property to store recycling bins	7	3	4	2	2	2	1	-	3	-	1	1	-				
	7.8%	7.3%	8.2%	40.0%	15.4%	4.9%	4.0%		4.5%		100%	7.7%					
It's too hard to separate	5	3	2	1	-	1	2	1	3	-	-	2	-				
	5.6%	7.3%	4.1%	20.0%		2.4%	8.0%	17%	4.5%			15.4%					
My designated recycling receptacle is too far away or poorly managed	5	2	3	1	-	-	3	1	3	-	-	1	-				
	5.6%	4.9%	6.1%	20.0%			12.0%	17%	4.5%			7.7%					
I don't believe that recycling helps the environment	3	1	2	1	-	1	1	-	-	-	-	2	-				
	3.3%	2.4%	4.1%	20.0%		2.4%	4.0%					15.4%					
Other	13	5	8	1	3	5	3	1	8	-	-	3	1				
	14.4%	12%	16.3%	20.0%	23.1%	12.2%	12.0%	17%	11.9%			23.1%	100.0%				
Unsure	12	5	7	1	2	6	3	-	9	-	-	2	-				
	13.3%	12%	14.3%	20.0%	15.4%	14.6%	12.0%		13.4%			15.4%					
Prefer not to answer	6	3	3	-	2	1	3	-	5	-	-	1	-				
	6.7%	7.3%	6.1%		15.4%	2.4%	12.0%		7.5%			7.7%					

Q23. Which of the following are the greatest barriers to recycling?
 BASE: Total Sample

	GENDER		AGE GROUP						ONLINE MODE	ETHNICITY			
	TOTAL	MALE	FEMALE	18-29	30-39	40-54	55-64	65+	WHITE/ CAUCASIAN	BLACK/ AFRICAN AMERICAN	ASIAN	HISPANIC	AMERICAN INDIAN OR ALASKA NATIVE
Total	450	218	232	67	120	95	83	85	367	12	13	12	2
	100.0	100	100.0	100.0	100.0	100.0	100.0	100	100.0	100.0	100.0	100.0	100.0
My recycling bin fills up too quickly	134	57	77	27	38	35	22	12	111	4	3	1	2
	29.8%	26%	33.2%	40.3%	31.7%	36.8%	26.5%	14%	30.2%	33.3%	23.1%	8.3%	100.0%
There are too many rules to recycle properly	104	54	50	15	35	17	17	20	88	2	5	2	-
	23.1%	25%	21.6%	22.4%	29.2%	17.9%	20.5%	24%	24.0%	16.7%	38.5%	16.7%	-
I don't know what can go in the bin	85	48	37	15	22	17	16	15	74	-	1	3	2
	18.9%	22%	15.9%	22.4%	18.3%	17.9%	19.3%	18%	20.2%	-	7.7%	25.0%	100.0%
I believe that the recycling ends up with the trash anyway	75	42	33	16	21	14	13	11	58	1	2	3	-
	16.7%	19%	14.2%	23.9%	17.5%	14.7%	15.7%	13%	15.8%	8.3%	15.4%	25.0%	-
It's too hard to separate	28	13	15	3	13	9	3	-	22	1	2	-	-
	6.2%	6.0%	6.5%	4.5%	10.8%	9.5%	3.6%	-	6.0%	8.3%	15.4%	-	-
I don't have enough room on my property to store recycling bins	25	8	17	4	9	4	3	5	22	2	-	-	-
	5.6%	3.7%	7.3%	6.0%	7.5%	4.2%	3.6%	5.9%	6.0%	16.7%	-	-	-
My designated recycling receptacle is too far away or poorly managed	15	6	9	1	3	4	4	3	13	1	1	-	-
	3.3%	2.8%	3.9%	1.5%	2.5%	4.2%	4.8%	3.5%	3.5%	8.3%	7.7%	-	-
I don't believe that recycling helps the environment	9	9	-	1	3	2	2	1	8	-	-	-	-
	2.0%	4.1%	-	1.5%	2.5%	2.1%	2.4%	1.2%	2.2%	-	-	-	-
I am unable to independently access my recycling receptacle	3	1	2	-	-	2	-	1	2	-	1	-	-
	0.7%	0.5%	0.9%	-	-	2.1%	-	1.2%	0.5%	-	7.7%	-	-
Other	34	9	25	4	7	5	6	12	32	-	1	-	-
	7.6%	4.1%	10.8%	6.0%	5.8%	5.3%	7.2%	14%	8.7%	-	7.7%	-	-
Unsure	58	34	24	3	7	13	18	17	49	3	-	1	-
	12.9%	16%	10.3%	4.5%	5.8%	13.7%	21.7%	20%	13.4%	25.0%	-	8.3%	-

Q23. Which of the following are the greatest barriers to recycling?
 BASE: Total Sample

	GENDER		AGE GROUP					ONLINE MODE	ETHNICITY				AMERICAN INDIAN OR ALASKA NATIVE
	TOTAL	MALE	FEMALE	18-29	30-39	40-54	55-64	65+	WHITE/ CAUCASIAN	BLACK/ AFRICAN AMERICAN	ASIAN	HISPANIC	
Prefer not to answer	41	19	22	6	9	11	5	10	27	1	1	4	-
	9.1%	8.7%	9.5%	9.0%	7.5%	11.6%	6.0%	12%	7.4%	8.3%	7.7%	33.3%	

Q23. Which of the following are the greatest barriers to recycling?
 BASE: Total Sample

	GENDER								TEXT MODE	ETHNICITY			
	TOTAL	MALE		FEMALE		AGE GROUP		65+	WHITE/ CAUCASIAN	BLACK/ AFRICAN		AMERICAN INDIAN OR ALASKA NATIVE	
		18-29	30-39	40-54	55-64	AMERICAN	ASIAN			HISPANIC			
Total	225	123	102	64	83	52	21	5	180	6	6	6	2
	100.0	100	100.0	100.0	100.0	100.0	100.0	100	100.0	100.0	100.0	100.0	100.0
My recycling bin fills up too quickly	81	39	42	25	28	20	7	1	65	2	3	1	2
	36.0%	32%	41.2%	39.1%	33.7%	38.5%	33.3%	20%	36.1%	33.3%	50.0%	16.7%	100.0%
There are too many rules to recycle properly	47	27	20	14	25	6	2	-	42	1	2	-	-
	20.9%	22%	19.6%	21.9%	30.1%	11.5%	9.5%	-	23.3%	16.7%	33.3%	-	-
I don't know what can go in the bin	45	24	21	13	18	11	2	1	39	-	-	2	2
	20.0%	20%	20.6%	20.3%	21.7%	21.2%	9.5%	20%	21.7%	-	-	33.3%	100.0%
I believe that the recycling ends up with the trash anyway	45	30	15	16	16	8	4	1	32	-	1	2	-
	20.0%	24%	14.7%	25.0%	19.3%	15.4%	19.0%	20%	17.8%	-	16.7%	33.3%	-
It's too hard to separate	14	7	7	3	9	2	-	-	11	1	1	-	-
	6.2%	5.7%	6.9%	4.7%	10.8%	3.8%	-	-	6.1%	16.7%	16.7%	-	-
I don't have enough room on my property to store recycling bins	14	6	8	4	6	2	2	-	11	2	-	-	-
	6.2%	4.9%	7.8%	6.2%	7.2%	3.8%	9.5%	-	6.1%	33.3%	-	-	-
My designated recycling receptacle is too far away or poorly managed	8	5	3	1	3	2	2	-	7	-	1	-	-
	3.6%	4.1%	2.9%	1.6%	3.6%	3.8%	9.5%	-	3.9%	-	16.7%	-	-
I don't believe that recycling helps the environment	6	6	-	1	3	1	1	-	5	-	-	-	-
	2.7%	4.9%	-	1.6%	3.6%	1.9%	4.8%	-	2.8%	-	-	-	-
I am unable to independently access my recycling receptacle	1	1	-	-	-	1	-	-	1	-	-	-	-
	0.4%	0.8%	-	-	-	1.9%	-	-	0.6%	-	-	-	-
Other	13	4	9	4	4	4	1	-	12	-	-	-	-
	5.8%	3.3%	8.8%	6.2%	4.8%	7.7%	4.8%	-	6.7%	-	-	-	-
Unsure	19	14	5	3	3	7	4	2	16	2	-	-	-
	8.4%	11%	4.9%	4.7%	3.6%	13.5%	19.0%	40%	8.9%	33.3%	-	-	-

Q23. Which of the following are the greatest barriers to recycling?
 BASE: Total Sample

	GENDER		AGE GROUP					TEXT MODE	ETHNICITY				
	TOTAL	MALE	FEMALE	18-29	30-39	40-54	55-64	65+	WHITE/ CAUCASIAN	BLACK/ AFRICAN AMERICAN	ASIAN	HISPANIC	AMERICAN INDIAN OR ALASKA NATIVE
Prefer not to answer	18	9	9	6	3	7	1	1	12	-	-	3	-
	8.0%	7.3%	8.8%	9.4%	3.6%	13.5%	4.8%	20%	6.7%			50.0%	

Q23. Which of the following are the greatest barriers to recycling?
 BASE: Total Sample

	GENDER			AGE GROUP					EMAIL MODE	ETHNICITY				AMERICAN INDIAN OR ALASKA NATIVE
	TOTAL	MALE	FEMALE	18-29	30-39	40-54	55-64	65+	WHITE/ CAUCASIAN	BLACK/ AFRICAN AMERICAN	ASIAN	HISPANIC		
Total	225	95	130	3	37	43	62	80	187	6	7	6	-	
	100.0	100	100.0	100.0	100.0	100.0	100.0	100	100.0	100.0	100.0	100.0		
There are too many rules to recycle properly	57	27	30	1	10	11	15	20	46	1	3	2	-	
	25.3%	28%	23.1%	33.3%	27.0%	25.6%	24.2%	25%	24.6%	16.7%	42.9%	33.3%		
My recycling bin fills up too quickly	53	18	35	2	10	15	15	11	46	2	-	-	-	
	23.6%	19%	26.9%	66.7%	27.0%	34.9%	24.2%	14%	24.6%	33.3%				
I don't know what can go in the bin	40	24	16	2	4	6	14	14	35	-	1	1	-	
	17.8%	25%	12.3%	66.7%	10.8%	14.0%	22.6%	18%	18.7%	14.3%	16.7%			
I believe that the recycling ends up with the trash anyway	30	12	18	-	5	6	9	10	26	1	1	1	-	
	13.3%	13%	13.8%		13.5%	14.0%	14.5%	12%	13.9%	16.7%	14.3%	16.7%		
It's too hard to separate	14	6	8	-	4	7	3	-	11	-	1	-	-	
	6.2%	6.3%	6.2%		10.8%	16.3%	4.8%		5.9%	14.3%				
I don't have enough room on my property to store recycling bins	11	2	9	-	3	2	1	5	11	-	-	-	-	
	4.9%	2.1%	6.9%		8.1%	4.7%	1.6%	6.2%	5.9%					
My designated recycling receptacle is too far away or poorly managed	7	1	6	-	-	2	2	3	6	1	-	-	-	
	3.1%	1.1%	4.6%			4.7%	3.2%	3.8%	3.2%	16.7%				
I don't believe that recycling helps the environment	3	3	-	-	-	1	1	1	3	-	-	-	-	
	1.3%	3.2%				2.3%	1.6%	1.2%	1.6%					
I am unable to independently access my recycling receptacle	2	-	2	-	-	1	-	1	1	-	1	-	-	
	0.9%		1.5%			2.3%		1.2%	0.5%	14.3%				
Other	21	5	16	-	3	1	5	12	20	-	1	-	-	
	9.3%	5.3%	12.3%		8.1%	2.3%	8.1%	15%	10.7%	14.3%				
Unsure	39	20	19	-	4	6	14	15	33	1	-	1	-	
	17.3%	21%	14.6%		10.8%	14.0%	22.6%	19%	17.6%	16.7%		16.7%		

Q23. Which of the following are the greatest barriers to recycling?
 BASE: Total Sample

	GENDER		AGE GROUP					EMAIL MODE	ETHNICITY				AMERICAN INDIAN OR ALASKA NATIVE
	TOTAL	MALE	FEMALE	18-29	30-39	40-54	55-64	65+	WHITE/ CAUCASIAN	BLACK/ AFRICAN AMERICAN	ASIAN	HISPANIC	
Prefer not to answer	23	10	13	-	6	4	4	9	15	1	1	1	-
	10.2%	11%	10.0%		16.2%	9.3%	6.5%	11%	8.0%	16.7%	14.3%	16.7%	

Q24. What feelings do you associate with recycling?
 BASE: Total Sample

	GENDER		AGE GROUP					RENT/OWN			ETHNICITY				LANGUAGE		
	TOTAL	MALE	FEMALE	18-29	30-39	40-54	55-64	65+	OWN	RENT	WHITE/ CAUCASIAN	BLACK/ AFRICAN AMERICAN	ASIAN	HISPANIC	AMERICAN INDIAN OR ALASKA NATIVE	SPANISH	ENGLISH
Total	600	278	322	72	142	145	127	114	477	85	484	15	16	27	3	15	585
	100.0	100	100.0	100.0	100.0	100.0	100.0	100	100	100	100.0	100.0	100.0	100.0	100.0	100.0	100.0
Positive/Good/Satisfied	216	95	121	32	58	51	41	34	164	40	173	7	5	12	3	7	209
	36.0%	34%	37.6%	44.4%	40.8%	35.2%	32.3%	30%	34%	47%	35.7%	46.7%	31.2%	44.4%	100.0%	46.7%	35.7%
I Like Recycling/Doing My Part/Helpful/Right Thing To Do	168	67	101	20	39	41	34	34	147	14	142	3	7	5	-	4	164
	28.0%	24%	31.4%	27.8%	27.5%	28.3%	26.8%	30%	31%	16%	29.3%	20.0%	43.8%	18.5%	-	26.7%	28.0%
Too Much Work/Doubt/ Negative	45	25	20	2	7	15	11	10	37	5	32	1	2	1	-	1	44
	7.5%	9.0%	6.2%	2.8%	4.9%	10.3%	8.7%	8.8%	7.8%	5.9%	6.6%	6.7%	12.5%	3.7%	-	6.7%	7.5%
Necessary/Important	39	17	22	6	4	6	9	14	29	8	33	3	1	1	-	-	39
	6.5%	6.1%	6.8%	8.3%	2.8%	4.1%	7.1%	12%	6.1%	9.4%	6.8%	20.0%	6.2%	3.7%	-	-	6.7%
Neutral/Indifferent/No feelings	14	8	6	1	3	6	3	1	13	-	12	-	1	1	-	-	14
	2.3%	2.9%	1.9%	1.4%	2.1%	4.1%	2.4%	0.9%	2.7%	-	2.5%	-	6.2%	3.7%	-	-	2.4%
Other	40	17	23	4	8	5	13	10	22	9	30	-	-	2	-	1	39
	6.7%	6.1%	7.1%	5.6%	5.6%	3.4%	10.2%	8.8%	4.6%	11%	6.2%	-	-	7.4%	-	6.7%	6.7%
None/Nothing	43	26	17	4	11	12	9	7	37	4	36	-	-	2	-	1	42
	7.2%	9.4%	5.3%	5.6%	7.7%	8.3%	7.1%	6.1%	7.8%	4.7%	7.4%	-	-	7.4%	-	6.7%	7.2%
Unsure	12	6	6	2	3	3	2	2	9	1	9	-	-	2	-	1	11
	2.0%	2.2%	1.9%	2.8%	2.1%	2.1%	1.6%	1.8%	1.9%	1.2%	1.9%	-	-	7.4%	-	6.7%	1.9%
Prefer not to answer	23	17	6	1	9	6	5	2	19	4	17	1	-	1	-	-	23
	3.8%	6.1%	1.9%	1.4%	6.3%	4.1%	3.9%	1.8%	4.0%	4.7%	3.5%	6.7%	-	3.7%	-	-	3.9%

Q24. What feelings do you associate with recycling?
 BASE: Total Sample

	GEOGRAPHIC															
	TOTAL	APPLE VALLEY	BURNSVILLE	EAGAN	FARMINGTON	LAKEVILLE	LILYDALE	HASTINGS	INVER GROVE HEIGHTS	MENDOTA MENDOTA	HEIGHTS	ROSEMOUNT	SOUTH ST. PAUL	SUNFISH LAKE	WEST ST. PAUL	RURAL/ UNINCORPORATED
Total	600	74	82	95	32	87	1	32	51	-	28	29	29	2	31	24
	100.0	100.0	100.0	100.0	100.0	100.0	100.0	100.0	100.0	100.0	100.0	100.0	100.0	100.0	100.0	100.0
Positive/Good/Satisfied	216	20	36	32	9	32	1	16	20	-	10	10	10	-	15	5
	36.0%	27.0%	43.9%	33.7%	28.1%	36.8%	100.0%	50.0%	39.2%	35.7%	34.5%	34.5%	34.5%	48.4%	20.8%	
I Like Recycling/Doing My Part/Helpful/Right Thing To Do	168	29	16	28	12	18	-	6	17	-	9	9	6	1	9	8
	28.0%	39.2%	19.5%	29.5%	37.5%	20.7%	18.8%	33.3%	32.1%	31.0%	20.7%	50.0%	29.0%	33.3%		
Too Much Work/Doubt/Negative	45	3	5	8	3	6	-	1	3	-	2	4	5	-	2	2
	7.5%	4.1%	6.1%	8.4%	9.4%	6.9%	3.1%	5.9%	7.1%	13.8%	17.2%	6.5%	8.3%			
Necessary/Important	39	5	4	8	1	8	-	4	4	-	2	-	1	1	-	1
	6.5%	6.8%	4.9%	8.4%	3.1%	9.2%	12.5%	7.8%	7.1%	3.4%	50.0%	4.2%				
Neutral/Indifferent/No feelings	14	4	2	2	-	3	-	-	1	-	-	1	-	-	-	1
	2.3%	5.4%	2.4%	2.1%	3.4%	2.0%	3.4%									
Other	40	3	8	4	2	10	-	1	2	-	2	2	3	-	1	1
	6.7%	4.1%	9.8%	4.2%	6.2%	11.5%	3.1%	3.9%	7.1%	6.9%	10.3%	3.2%	4.2%			
None/Nothing	43	9	6	6	4	3	-	1	3	-	1	-	2	-	2	5
	7.2%	12.2%	7.3%	6.3%	12.5%	3.4%	3.1%	5.9%	3.6%	6.9%	6.5%	20.8%				
Unsure	12	-	2	3	1	3	-	1	-	-	1	-	-	-	-	1
	2.0%	2.4%	3.2%	3.1%	3.4%	3.1%	3.6%									
Prefer not to answer	23	1	3	4	-	4	-	2	1	-	1	3	2	-	2	-
	3.8%	1.4%	3.7%	4.2%	4.6%	6.2%	2.0%	3.6%	10.3%	6.9%	6.5%					

Q24. What feelings do you associate with recycling?
 BASE: Total Sample

	SURVEY TYPE						
	TOTAL	PHONE	LANDLINE	MOBILE	ONLINE	TEXT	EMAIL
Total	600	150	60	90	450	225	225
	100.0	100.0	100.0	100.0	100.0	100	100.0
Positive/Good/Satisfied	216	56	20	36	160	93	67
	36.0%	37.3%	33.3%	40.0%	35.6%	41%	29.8%
I Like Recycling/Doing My Part/Helpful/Right Thing To Do	168	39	17	22	129	57	72
	28.0%	26.0%	28.3%	24.4%	28.7%	25%	32.0%
Too Much Work/Doubt/Negative	45	10	4	6	35	15	20
	7.5%	6.7%	6.7%	6.7%	7.8%	6.7%	8.9%
Necessary/Important	39	8	4	4	31	14	17
	6.5%	5.3%	6.7%	4.4%	6.9%	6.2%	7.6%
Neutral/Indifferent/No feelings	14	5	2	3	9	5	4
	2.3%	3.3%	3.3%	3.3%	2.0%	2.2%	1.8%
Other	40	10	3	7	30	15	15
	6.7%	6.7%	5.0%	7.8%	6.7%	6.7%	6.7%
None/Nothing	43	10	4	6	33	14	19
	7.2%	6.7%	6.7%	6.7%	7.3%	6.2%	8.4%
Unsure	12	6	3	3	6	5	1
	2.0%	4.0%	5.0%	3.3%	1.3%	2.2%	0.4%
Prefer not to answer	23	6	3	3	17	7	10
	3.8%	4.0%	5.0%	3.3%	3.8%	3.1%	4.4%

Q24. What feelings do you associate with recycling?
 BASE: Total Sample

	GENDER			AGE GROUP					PHONE MODE	ETHNICITY			
	TOTAL	MALE	FEMALE	18-29	30-39	40-54	55-64	65+	WHITE/ CAUCASIAN	BLACK/ AFRICAN AMERICAN	ASIAN	HISPANIC	AMERICAN INDIAN OR ALASKA NATIVE
Total	150	60	90	5	22	50	44	29	117	3	3	15	1
	100.0	100	100.0	100.0	100.0	100.0	100.0	100	100.0	100.0	100.0	100.0	100.0
Positive/Good/Satisfied	56	22	34	1	10	17	16	12	50	-	-	5	1
	37.3%	37%	37.8%	20.0%	45.5%	34.0%	36.4%	41%	42.7%			33.3%	100.0%
I Like Recycling/Doing My Part/Helpful/Right Thing To Do	39	13	26	2	6	14	9	8	29	1	1	4	-
	26.0%	22%	28.9%	40.0%	27.3%	28.0%	20.5%	28%	24.8%	33.3%	33.3%	26.7%	
Too Much Work/Doubt/ Negative	10	6	4	-	1	4	4	1	4	1	-	1	-
	6.7%	10%	4.4%		4.5%	8.0%	9.1%	3.4%	3.4%	33.3%		6.7%	
Necessary/Important	8	5	3	-	-	1	3	4	7	-	1	-	-
	5.3%	8.3%	3.3%			2.0%	6.8%	14%	6.0%		33.3%		
Neutral/Indifferent/No feelings	5	2	3	-	1	2	2	-	4	-	1	-	-
	3.3%	3.3%	3.3%		4.5%	4.0%	4.5%		3.4%		33.3%		
Other	10	2	8	2	2	1	5	-	7	-	-	1	-
	6.7%	3.3%	8.9%	40.0%	9.1%	2.0%	11.4%		6.0%			6.7%	
None/Nothing	10	3	7	-	-	6	3	1	8	-	-	2	-
	6.7%	5.0%	7.8%			12.0%	6.8%	3.4%	6.8%			13.3%	
Unsure	6	4	2	-	-	2	2	2	4	-	-	2	-
	4.0%	6.7%	2.2%			4.0%	4.5%	6.9%	3.4%			13.3%	
Prefer not to answer	6	3	3	-	2	3	-	1	4	1	-	-	-
	4.0%	5.0%	3.3%		9.1%	6.0%		3.4%	3.4%	33.3%			

Q24. What feelings do you associate with recycling?
 BASE: Total Sample

	GENDER			AGE GROUP					LANDLINE MODE	ETHNICITY			
	TOTAL	MALE	FEMALE	18-29	30-39	40-54	55-64	65+	WHITE/ CAUCASIAN	BLACK/ AFRICAN AMERICAN	ASIAN	HISPANIC	AMERICAN INDIAN OR ALASKA NATIVE
Total	60 100.0	19 100	41 100.0	- 100.0	9 100.0	9 100.0	19 100.0	23 100	50 100.0	1 100.0	2 100.0	2 100.0	-
Positive/Good/Satisfied	20 33.3%	7 37%	13 31.7%	- 44.4%	4 33.3%	3 15.8%	3 15.8%	10 43%	20 40.0%	-	-	-	-
I Like Recycling/Doing My Part/Helpful/Right Thing To Do	17 28.3%	3 16%	14 34.1%	- 22.2%	2 33.3%	3 26.3%	5 26.3%	7 30%	15 30.0%	-	-	1 50.0%	-
Necessary/Important	4 6.7%	2 11%	2 4.9%	-	-	-	2 10.5%	2 8.7%	3 6.0%	-	1 50.0%	-	-
Too Much Work/Doubt/ Negative	4 6.7%	2 11%	2 4.9%	- 11.1%	1 11.1%	-	2 10.5%	1 4.3%	1 2.0%	1 100.0%	-	-	-
Neutral/Indifferent/No feelings	2 3.3%	1 5.3%	1 2.4%	-	-	-	2 10.5%	-	1 2.0%	-	1 50.0%	-	-
Other	3 5.0%	-	3 7.3%	- 11.1%	1 11.1%	-	2 10.5%	-	2 4.0%	-	-	-	-
None/Nothing	4 6.7%	1 5.3%	3 7.3%	-	-	2 22.2%	2 10.5%	-	4 8.0%	-	-	-	-
Unsure	3 5.0%	2 11%	1 2.4%	-	-	-	1 5.3%	2 8.7%	2 4.0%	-	-	1 50.0%	-
Prefer not to answer	3 5.0%	1 5.3%	2 4.9%	- 11.1%	1 11.1%	1 11.1%	-	1 4.3%	2 4.0%	-	-	-	-

Q24. What feelings do you associate with recycling?
 BASE: Total Sample

	GENDER			AGE GROUP					CELL-PHONE MODE	ETHNICITY				AMERICAN INDIAN OR ALASKA NATIVE
	TOTAL	MALE	FEMALE	18-29	30-39	40-54	55-64	65+	WHITE/ CAUCASIAN	BLACK/ AFRICAN AMERICAN	ASIAN	HISPANIC		
Total	90	41	49	5	13	41	25	6	67	2	1	13	1	
	100.0	100	100.0	100.0	100.0	100.0	100.0	100	100.0	100.0	100.0	100.0	100.0	
Positive/Good/Satisfied	36	15	21	1	6	14	13	2	30	-	-	5	1	
	40.0%	37%	42.9%	20.0%	46.2%	34.1%	52.0%	33%	44.8%			38.5%	100.0%	
I Like Recycling/Doing My Part/Helpful/Right Thing To Do	22	10	12	2	4	11	4	1	14	1	1	3	-	
	24.4%	24%	24.5%	40.0%	30.8%	26.8%	16.0%	17%	20.9%	50.0%	100%	23.1%		
Too Much Work/Doubt/ Negative	6	4	2	-	-	4	2	-	3	-	-	1	-	
	6.7%	9.8%	4.1%			9.8%	8.0%		4.5%			7.7%		
Necessary/Important	4	3	1	-	-	1	1	2	4	-	-	-	-	
	4.4%	7.3%	2.0%			2.4%	4.0%	33%	6.0%					
Neutral/Indifferent/No feelings	3	1	2	-	1	2	-	-	3	-	-	-	-	
	3.3%	2.4%	4.1%		7.7%	4.9%			4.5%					
Other	7	2	5	2	1	1	3	-	5	-	-	1	-	
	7.8%	4.9%	10.2%	40.0%	7.7%	2.4%	12.0%		7.5%			7.7%		
None/Nothing	6	2	4	-	-	4	1	1	4	-	-	2	-	
	6.7%	4.9%	8.2%			9.8%	4.0%	17%	6.0%			15.4%		
Unsure	3	2	1	-	-	2	1	-	2	-	-	1	-	
	3.3%	4.9%	2.0%			4.9%	4.0%		3.0%			7.7%		
Prefer not to answer	3	2	1	-	1	2	-	-	2	1	-	-	-	
	3.3%	4.9%	2.0%		7.7%	4.9%			3.0%	50.0%				

Q24. What feelings do you associate with recycling?
 BASE: Total Sample

	GENDER		AGE GROUP					ONLINE MODE	ETHNICITY				AMERICAN INDIAN OR ALASKA NATIVE
	TOTAL	MALE	FEMALE	18-29	30-39	40-54	55-64	65+	WHITE/ CAUCASIAN	BLACK/ AFRICAN AMERICAN	ASIAN	HISPANIC	
Total	450	218	232	67	120	95	83	85	367	12	13	12	2
	100.0	100	100.0	100.0	100.0	100.0	100.0	100	100.0	100.0	100.0	100.0	100.0
Positive/Good/Satisfied	160	73	87	31	48	34	25	22	123	7	5	7	2
	35.6%	33%	37.5%	46.3%	40.0%	35.8%	30.1%	26%	33.5%	58.3%	38.5%	58.3%	100.0%
I Like Recycling/Doing My Part/Helpful/Right Thing To Do	129	54	75	18	33	27	25	26	113	2	6	1	-
	28.7%	25%	32.3%	26.9%	27.5%	28.4%	30.1%	31%	30.8%	16.7%	46.2%	8.3%	-
Too Much Work/Doubt/ Negative	35	19	16	2	6	11	7	9	28	-	2	-	-
	7.8%	8.7%	6.9%	3.0%	5.0%	11.6%	8.4%	11%	7.6%	-	15.4%	-	-
Necessary/Important	31	12	19	6	4	5	6	10	26	3	-	1	-
	6.9%	5.5%	8.2%	9.0%	3.3%	5.3%	7.2%	12%	7.1%	25.0%	-	8.3%	-
Neutral/Indifferent/No feelings	9	6	3	1	2	4	1	1	8	-	-	1	-
	2.0%	2.8%	1.3%	1.5%	1.7%	4.2%	1.2%	1.2%	2.2%	-	-	8.3%	-
Other	30	15	15	2	6	4	8	10	23	-	-	1	-
	6.7%	6.9%	6.5%	3.0%	5.0%	4.2%	9.6%	12%	6.3%	-	-	8.3%	-
None/Nothing	33	23	10	4	11	6	6	6	28	-	-	-	-
	7.3%	11%	4.3%	6.0%	9.2%	6.3%	7.2%	7.1%	7.6%	-	-	-	-
Unsure	6	2	4	2	3	1	-	-	5	-	-	-	-
	1.3%	0.9%	1.7%	3.0%	2.5%	1.1%	-	-	1.4%	-	-	-	-
Prefer not to answer	17	14	3	1	7	3	5	1	13	-	-	1	-
	3.8%	6.4%	1.3%	1.5%	5.8%	3.2%	6.0%	1.2%	3.5%	-	-	8.3%	-

Q24. What feelings do you associate with recycling?
 BASE: Total Sample

	GENDER		AGE GROUP					TEXT MODE	ETHNICITY				
	TOTAL	MALE	FEMALE	18-29	30-39	40-54	55-64	65+	WHITE/ CAUCASIAN	BLACK/ AFRICAN AMERICAN	ASIAN	HISPANIC	AMERICAN INDIAN OR ALASKA NATIVE
Total	225	123	102	64	83	52	21	5	180	6	6	6	2
	100.0	100	100.0	100.0	100.0	100.0	100.0	100	100.0	100.0	100.0	100.0	100.0
Positive/Good/Satisfied	93	53	40	29	34	23	4	3	70	5	2	4	2
	41.3%	43%	39.2%	45.3%	41.0%	44.2%	19.0%	60%	38.9%	83.3%	33.3%	66.7%	100.0%
I Like Recycling/Doing My Part/Helpful/Right Thing To Do	57	27	30	17	22	10	7	1	49	1	4	-	-
	25.3%	22%	29.4%	26.6%	26.5%	19.2%	33.3%	20%	27.2%	16.7%	66.7%		
Too Much Work/Doubt/ Negative	15	10	5	2	5	4	4	-	12	-	-	-	-
	6.7%	8.1%	4.9%	3.1%	6.0%	7.7%	19.0%		6.7%				
Necessary/Important	14	6	8	6	3	4	1	-	13	-	-	1	-
	6.2%	4.9%	7.8%	9.4%	3.6%	7.7%	4.8%		7.2%			16.7%	
Neutral/Indifferent/No feelings	5	5	-	1	2	2	-	-	5	-	-	-	-
	2.2%	4.1%		1.6%	2.4%	3.8%			2.8%				
Other	15	7	8	2	6	4	2	1	10	-	-	1	-
	6.7%	5.7%	7.8%	3.1%	7.2%	7.7%	9.5%	20%	5.6%			16.7%	
None/Nothing	14	9	5	4	7	2	1	-	11	-	-	-	-
	6.2%	7.3%	4.9%	6.2%	8.4%	3.8%	4.8%		6.1%				
Unsure	5	2	3	2	2	1	-	-	4	-	-	-	-
	2.2%	1.6%	2.9%	3.1%	2.4%	1.9%			2.2%				
Prefer not to answer	7	4	3	1	2	2	2	-	6	-	-	-	-
	3.1%	3.3%	2.9%	1.6%	2.4%	3.8%	9.5%		3.3%				

Q24. What feelings do you associate with recycling?
 BASE: Total Sample

	GENDER			AGE GROUP					EMAIL MODE	ETHNICITY				AMERICAN INDIAN OR ALASKA NATIVE
	TOTAL	MALE	FEMALE	18-29	30-39	40-54	55-64	65+	WHITE/ CAUCASIAN	BLACK/ AFRICAN AMERICAN	ASIAN	HISPANIC		
Total	225	95	130	3	37	43	62	80	187	6	7	6	-	
	100.0	100	100.0	100.0	100.0	100.0	100.0	100	100.0	100.0	100.0	100.0		
I Like Recycling/Doing My Part/Helpful/Right Thing To Do	72	27	45	1	11	17	18	25	64	1	2	1	-	
	32.0%	28%	34.6%	33.3%	29.7%	39.5%	29.0%	31%	34.2%	16.7%	28.6%	16.7%		
Positive/Good/Satisfied	67	20	47	2	14	11	21	19	53	2	3	3	-	
	29.8%	21%	36.2%	66.7%	37.8%	25.6%	33.9%	24%	28.3%	33.3%	42.9%	50.0%		
Too Much Work/Doubt/ Negative	20	9	11	-	1	7	3	9	16	-	2	-	-	
	8.9%	9.5%	8.5%		2.7%	16.3%	4.8%	11%	8.6%		28.6%			
Necessary/Important	17	6	11	-	1	1	5	10	13	3	-	-	-	
	7.6%	6.3%	8.5%		2.7%	2.3%	8.1%	12%	7.0%	50.0%				
Neutral/Indifferent/No feelings	4	1	3	-	-	2	1	1	3	-	-	1	-	
	1.8%	1.1%	2.3%			4.7%	1.6%	1.2%	1.6%			16.7%		
Other	15	8	7	-	-	-	6	9	13	-	-	-	-	
	6.7%	8.4%	5.4%				9.7%	11%	7.0%					
None/Nothing	19	14	5	-	4	4	5	6	17	-	-	-	-	
	8.4%	15%	3.8%		10.8%	9.3%	8.1%	7.5%	9.1%					
Unsure	1	-	1	-	1	-	-	-	1	-	-	-	-	
	0.4%		0.8%		2.7%				0.5%					
Prefer not to answer	10	10	-	-	5	1	3	1	7	-	-	1	-	
	4.4%	11%			13.5%	2.3%	4.8%	1.2%	3.7%			16.7%		

Q25. What do you wish you knew about recycling that you don't know today?
 BASE: Total Sample

	GENDER			AGE GROUP					RENT/OWN		ETHNICITY				LANGUAGE		
	TOTAL	MALE	FEMALE	18-29	30-39	40-54	55-64	65+	OWN	RENT	WHITE/ CAUCASIAN	BLACK/ AFRICAN AMERICAN	ASIAN	HISPANIC	AMERICAN INDIAN OR ALASKA NATIVE	SPANISH	ENGLISH
Total	600	278	322	72	142	145	127	114	477	85	484	15	16	27	3	15	585
	100.0	100	100.0	100.0	100.0	100.0	100.0	100	100	100	100.0	100.0	100.0	100.0	100.0	100.0	100.0
Sorting/What Can And Cannot Be Recycled In General	87	44	43	13	22	16	17	19	74	9	75	2	2	3	-	3	84
	14.5%	16%	13.4%	18.1%	15.5%	11.0%	13.4%	17%	16%	11%	15.5%	13.3%	12.5%	11.1%		20.0%	14.4%
Where Recyclables Go	66	36	30	14	15	19	11	7	48	14	55	2	2	3	2	-	66
	11.0%	13%	9.3%	19.4%	10.6%	13.1%	8.7%	6.1%	10%	16%	11.4%	13.3%	12.5%	11.1%	66.7%		11.3%
More knowledge on the process of recycling plastics	33	14	19	1	8	11	5	8	24	6	28	2	-	1	-	-	33
	5.5%	5.0%	5.9%	1.4%	5.6%	7.6%	3.9%	7.0%	5.0%	7.1%	5.8%	13.3%		3.7%			5.6%
Recycling Guidelines/ General information	29	13	16	2	2	8	8	9	24	4	21	2	1	1	-	-	29
	4.8%	4.7%	5.0%	2.8%	1.4%	5.5%	6.3%	7.9%	5.0%	4.7%	4.3%	13.3%	6.2%	3.7%			5.0%
Impact/Efficiency/Does It Actually Get Recycled	27	11	16	1	10	7	6	3	25	-	22	-	1	-	-	-	27
	4.5%	4.0%	5.0%	1.4%	7.0%	4.8%	4.7%	2.6%	5.2%		4.5%		6.2%				4.6%
More options to recycle/ Locations	23	7	16	5	2	7	4	5	17	5	19	-	1	1	-	1	22
	3.8%	2.5%	5.0%	6.9%	1.4%	4.8%	3.1%	4.4%	3.6%	5.9%	3.9%		6.2%	3.7%		6.7%	3.8%
Recycling Correctly	14	4	10	2	3	5	2	2	11	-	9	1	-	1	1	-	14
	2.3%	1.4%	3.1%	2.8%	2.1%	3.4%	1.6%	1.8%	2.3%		1.9%	6.7%		3.7%	33.3%		2.4%
More information on Composting/Organic recycling	12	4	8	3	3	4	1	1	9	3	11	-	-	-	-	-	12
	2.0%	1.4%	2.5%	4.2%	2.1%	2.8%	0.8%	0.9%	1.9%	3.5%	2.3%						2.1%
Positive Feedback (Want to do more, enjoy it)	9	2	7	2	2	4	-	1	5	4	5	1	1	2	-	2	7
	1.5%	0.7%	2.2%	2.8%	1.4%	2.8%		0.9%	1.0%	4.7%	1.0%	6.7%	6.2%	7.4%		13.3%	1.2%
Where to recycle electronics/batteries	9	3	6	-	3	-	3	3	9	-	8	-	-	-	-	-	9
	1.5%	1.1%	1.9%		2.1%		2.4%	2.6%	1.9%		1.7%						1.5%
Concerns and questions regarding cost	7	6	1	-	1	2	1	3	6	-	5	1	-	-	-	-	7
	1.2%	2.2%	0.3%		0.7%	1.4%	0.8%	2.6%	1.3%		1.0%	6.7%					1.2%
Other	67	35	32	9	12	17	17	12	52	10	51	1	1	8	-	6	61
	11.2%	13%	9.9%	12.5%	8.5%	11.7%	13.4%	11%	11%	12%	10.5%	6.7%	6.2%	29.6%		40.0%	10.4%

Q25. What do you wish you knew about recycling that you don't know today?
 BASE: Total Sample

	GENDER		AGE GROUP					RENT/OWN		ETHNICITY				LANGUAGE			
	TOTAL	MALE	FEMALE	18-29	30-39	40-54	55-64	65+	OWN	RENT	WHITE/ CAUCASIAN	BLACK/ AFRICAN AMERICAN	ASIAN	HISPANIC	AMERICAN INDIAN OR ALASKA NATIVE	SPANISH	ENGLISH
None/Nothing	120	51	69	8	28	27	35	22	98	13	95	3	3	4	-	2	118
	20.0%	18%	21.4%	11.1%	19.7%	18.6%	27.6%	19%	21%	15%	19.6%	20.0%	18.8%	14.8%	13.3%	20.2%	
Unsure	59	22	37	6	18	9	11	15	42	14	48	-	2	2	-	1	58
	9.8%	7.9%	11.5%	8.3%	12.7%	6.2%	8.7%	13%	8.8%	16%	9.9%	12.5%	7.4%	6.7%	9.9%		
Prefer not to answer	38	26	12	6	13	9	6	4	33	3	32	-	2	1	-	-	38
	6.3%	9.4%	3.7%	8.3%	9.2%	6.2%	4.7%	3.5%	6.9%	3.5%	6.6%	12.5%	3.7%	6.5%			

Q25. What do you wish you knew about recycling that you don't know today?
 BASE: Total Sample

	GEOGRAPHIC															
	TOTAL	APPLE VALLEY	BURNSVILLE	EAGAN	FARMINGTON	LAKEVILLE	LILYDALE	HASTINGS	INVER GROVE HEIGHTS	MENDOTA MENDOTA	HEIGHTS	ROSEMOUNT	SOUTH ST. PAUL	SUNFISH LAKE	WEST ST. PAUL	RURAL/ UNINCORPORATED
Total	600	74	82	95	32	87	1	32	51	-	28	29	29	2	31	24
	100.0	100.0	100.0	100.0	100.0	100.0	100.0	100.0	100.0	100.0	100.0	100.0	100.0	100.0	100.0	100.0
Sorting/What Can And Cannot Be Recycled In General	87	7	11	12	6	18	-	5	7	-	3	6	5	-	4	2
	14.5%	9.5%	13.4%	12.6%	18.8%	20.7%		15.6%	13.7%		10.7%	20.7%	17.2%		12.9%	8.3%
Where Recyclables Go	66	14	11	6	6	9	-	2	4	-	3	2	4	-	2	3
	11.0%	18.9%	13.4%	6.3%	18.8%	10.3%		6.2%	7.8%		10.7%	6.9%	13.8%		6.5%	12.5%
More knowledge on the process of recycling plastics	33	3	5	5	3	4	-	-	2	-	1	2	3	2	1	2
	5.5%	4.1%	6.1%	5.3%	9.4%	4.6%			3.9%		3.6%	6.9%	10.3%	100.0%	3.2%	8.3%
Recycling Guidelines/General information	29	3	3	5	-	6	-	1	5	-	1	1	-	-	1	3
	4.8%	4.1%	3.7%	5.3%		6.9%		3.1%	9.8%		3.6%	3.4%			3.2%	12.5%
Impact/Efficiency/Does It Actually Get Recycled	27	5	2	5	-	4	-	-	1	-	2	2	3	-	3	-
	4.5%	6.8%	2.4%	5.3%		4.6%			2.0%		7.1%	6.9%	10.3%		9.7%	
More options to recycle/Locations	23	5	-	3	2	2	-	1	4	-	1	3	-	-	1	1
	3.8%	6.8%		3.2%	6.2%	2.3%		3.1%	7.8%		3.6%	10.3%			3.2%	4.2%
Recycling Correctly	14	2	2	2	2	1	-	-	3	-	1	-	-	-	-	1
	2.3%	2.7%	2.4%	2.1%	6.2%	1.1%			5.9%		3.6%					4.2%
More information on Composting/Organic recycling	12	2	1	2	-	4	-	1	-	-	1	-	-	-	1	-
	2.0%	2.7%	1.2%	2.1%		4.6%		3.1%			3.6%				3.2%	
Positive Feedback (Want to do more, enjoy it)	9	2	2	1	-	1	-	-	-	-	1	2	-	-	-	-
	1.5%	2.7%	2.4%	1.1%		1.1%					3.6%	6.9%				
Where to recycle electronics/batteries	9	1	-	2	1	2	-	1	-	-	-	-	1	-	1	-
	1.5%	1.4%		2.1%	3.1%	2.3%		3.1%					3.4%		3.2%	
Concerns and questions regarding cost	7	2	-	-	-	1	-	1	1	-	-	1	-	-	1	-
	1.2%	2.7%				1.1%		3.1%	2.0%			3.4%			3.2%	
Other	67	5	10	11	4	10	1	5	3	-	5	2	4	-	4	3
	11.2%	6.8%	12.2%	11.6%	12.5%	11.5%	100.0%	15.6%	5.9%		17.9%	6.9%	13.8%		12.9%	12.5%

Q25. What do you wish you knew about recycling that you don't know today?
 BASE: Total Sample

	GEOGRAPHIC															
	TOTAL	APPLE VALLEY	BURNSVILLE	EAGAN	FARMINGTON	LAKEVILLE	LILYDALE	HASTINGS	INVER GROVE HEIGHTS	MENDOTA MENDOTA	HEIGHTS	ROSEMOUNT	SOUTH ST. PAUL	SUNFISH LAKE	WEST ST. PAUL	RURAL/ UNINCORPORATED
None/Nothing	120 20.0%	15 20.3%	20 24.4%	19 20.0%	4 12.5%	16 18.4%	-	7 21.9%	14 27.5%	-	5 17.9%	3 10.3%	5 17.2%	-	5 16.1%	5 20.8%
Unsure	59 9.8%	7 9.5%	8 9.8%	12 12.6%	2 6.2%	7 8.0%	-	3 9.4%	6 11.8%	-	3 10.7%	2 6.9%	2 6.9%	-	4 12.9%	3 12.5%
Prefer not to answer	38 6.3%	1 1.4%	7 8.5%	10 10.5%	2 6.2%	2 2.3%	-	5 15.6%	1 2.0%	-	1 3.6%	3 10.3%	2 6.9%	-	3 9.7%	1 4.2%

Q25. What do you wish you knew about recycling that you don't know today?
 BASE: Total Sample

	SURVEY TYPE						
	TOTAL	PHONE	LANDLINE	MOBILE	ONLINE	TEXT	EMAIL
Total	600	150	60	90	450	225	225
	100.0	100.0	100.0	100.0	100.0	100	100.0
Sorting/What Can And Cannot Be Recycled In General	87	17	7	10	70	33	37
	14.5%	11.3%	11.7%	11.1%	15.6%	15%	16.4%
Where Recyclables Go	66	14	3	11	52	30	22
	11.0%	9.3%	5.0%	12.2%	11.6%	13%	9.8%
More knowledge on the process of recycling plastics	33	7	3	4	26	12	14
	5.5%	4.7%	5.0%	4.4%	5.8%	5.3%	6.2%
Recycling Guidelines/General information	29	10	5	5	19	7	12
	4.8%	6.7%	8.3%	5.6%	4.2%	3.1%	5.3%
Impact/Efficiency/Does It Actually Get Recycled	27	6	6	-	21	8	13
	4.5%	4.0%	10.0%		4.7%	3.6%	5.8%
More options to recycle/ Locations	23	8	4	4	15	7	8
	3.8%	5.3%	6.7%	4.4%	3.3%	3.1%	3.6%
Recycling Correctly	14	3	-	3	11	5	6
	2.3%	2.0%		3.3%	2.4%	2.2%	2.7%
More information on Composting/Organic recycling	12	4	1	3	8	3	5
	2.0%	2.7%	1.7%	3.3%	1.8%	1.3%	2.2%
Positive Feedback (Want to do more, enjoy it)	9	4	1	3	5	4	1
	1.5%	2.7%	1.7%	3.3%	1.1%	1.8%	0.4%
Where to recycle electronics/batteries	9	2	-	2	7	3	4
	1.5%	1.3%		2.2%	1.6%	1.3%	1.8%
Concerns and questions regarding cost	7	-	-	-	7	2	5
	1.2%				1.6%	0.9%	2.2%
Other	67	18	9	9	49	32	17
	11.2%	12.0%	15.0%	10.0%	10.9%	14%	7.6%
None/Nothing	120	38	12	26	82	40	42
	20.0%	25.3%	20.0%	28.9%	18.2%	18%	18.7%

Q25. What do you wish you knew about recycling that you don't know today?
 BASE: Total Sample

	SURVEY TYPE						
	TOTAL	PHONE	LANDLINE	MOBILE	ONLINE	TEXT	EMAIL
Unsure	59 9.8%	13 8.7%	6 10.0%	7 7.8%	46 10.2%	22 9.8%	24 10.7%
Prefer not to answer	38 6.3%	6 4.0%	3 5.0%	3 3.3%	32 7.1%	17 7.6%	15 6.7%

Q25. What do you wish you knew about recycling that you don't know today?
 BASE: Total Sample

	GENDER			AGE GROUP					PHONE MODE	ETHNICITY			
	TOTAL	MALE	FEMALE	18-29	30-39	40-54	55-64	65+	WHITE/ CAUCASIAN	BLACK/ AFRICAN AMERICAN	ASIAN	HISPANIC	AMERICAN INDIAN OR ALASKA NATIVE
Total	150	60	90	5	22	50	44	29	117	3	3	15	1
	100.0	100	100.0	100.0	100.0	100.0	100.0	100	100.0	100.0	100.0	100.0	100.0
Sorting/What Can And Cannot Be Recycled In General	17	9	8	1	2	4	3	7	13	1	1	2	-
	11.3%	15%	8.9%	20.0%	9.1%	8.0%	6.8%	24%	11.1%	33.3%	33.3%	13.3%	-
Where Recyclables Go	14	6	8	-	-	7	5	2	13	-	-	-	1
	9.3%	10%	8.9%	-	-	14.0%	11.4%	6.9%	11.1%	-	-	-	100.0%
Recycling Guidelines/ General information	10	2	8	-	-	4	3	3	7	1	1	-	-
	6.7%	3.3%	8.9%	-	-	8.0%	6.8%	10%	6.0%	33.3%	33.3%	-	-
More options to recycle/ Locations	8	4	4	1	-	3	3	1	6	-	-	1	-
	5.3%	6.7%	4.4%	20.0%	-	6.0%	6.8%	3.4%	5.1%	-	-	6.7%	-
More knowledge on the process of recycling plastics	7	2	5	-	1	3	2	1	6	-	-	-	-
	4.7%	3.3%	5.6%	-	4.5%	6.0%	4.5%	3.4%	5.1%	-	-	-	-
Impact/Efficiency/Does It Actually Get Recycled	6	1	5	-	3	1	1	1	5	-	-	-	-
	4.0%	1.7%	5.6%	-	13.6%	2.0%	2.3%	3.4%	4.3%	-	-	-	-
Positive Feedback (Want to do more, enjoy it)	4	1	3	-	1	3	-	-	2	-	-	2	-
	2.7%	1.7%	3.3%	-	4.5%	6.0%	-	-	1.7%	-	-	13.3%	-
More information on Composting/Organic recycling	4	1	3	-	1	2	1	-	4	-	-	-	-
	2.7%	1.7%	3.3%	-	4.5%	4.0%	2.3%	-	3.4%	-	-	-	-
Recycling Correctly	3	3	-	-	-	2	1	-	3	-	-	-	-
	2.0%	5.0%	-	-	-	4.0%	2.3%	-	2.6%	-	-	-	-
Where to recycle electronics/batteries	2	-	2	-	1	-	1	-	2	-	-	-	-
	1.3%	-	2.2%	-	4.5%	-	2.3%	-	1.7%	-	-	-	-
Other	18	9	9	3	-	5	5	5	12	-	-	5	-
	12.0%	15%	10.0%	60.0%	-	10.0%	11.4%	17%	10.3%	-	-	33.3%	-
None/Nothing	38	13	25	-	5	12	16	5	29	1	1	3	-
	25.3%	22%	27.8%	-	22.7%	24.0%	36.4%	17%	24.8%	33.3%	33.3%	20.0%	-

Q25. What do you wish you knew about recycling that you don't know today?
 BASE: Total Sample

	GENDER		AGE GROUP					PHONE MODE	ETHNICITY				
	TOTAL	MALE	FEMALE	18-29	30-39	40-54	55-64	65+	WHITE/ CAUCASIAN	BLACK/ AFRICAN AMERICAN	ASIAN	HISPANIC	AMERICAN INDIAN OR ALASKA NATIVE
Unsure	13	5	8	-	4	4	2	3	10	-	-	2	-
	8.7%	8.3%	8.9%		18.2%	8.0%	4.5%	10%	8.5%			13.3%	
Prefer not to answer	6	4	2	-	4	-	1	1	5	-	-	-	-
	4.0%	6.7%	2.2%		18.2%		2.3%	3.4%	4.3%				

Q25. What do you wish you knew about recycling that you don't know today?
 BASE: Total Sample

	GENDER			AGE GROUP					LANDLINE MODE					ETHNICITY			
	TOTAL	MALE	FEMALE	18-29	30-39	40-54	55-64	65+	WHITE/ CAUCASIAN	BLACK/ AFRICAN AMERICAN	ASIAN	HISPANIC	AMERICAN INDIAN OR ALASKA NATIVE				
Total	60	19	41	-	9	9	19	23	50	1	2	2	-				
	100.0	100	100.0		100.0	100.0	100.0	100	100.0	100.0	100.0	100.0					
Sorting/What Can And Cannot Be Recycled In General	7	2	5	-	1	-	2	4	7	-	-	-	-				
	11.7%	11%	12.2%		11.1%		10.5%	17%	14.0%								
Impact/Efficiency/Does It Actually Get Recycled	6	1	5	-	3	1	1	1	5	-	-	-	-				
	10.0%	5.3%	12.2%		33.3%	11.1%	5.3%	4.3%	10.0%								
Recycling Guidelines/ General information	5	1	4	-	-	-	2	3	3	1	1	-	-				
	8.3%	5.3%	9.8%				10.5%	13%	6.0%	100.0%	50.0%						
More options to recycle/ Locations	4	1	3	-	-	1	2	1	4	-	-	-	-				
	6.7%	5.3%	7.3%			11.1%	10.5%	4.3%	8.0%								
Where Recyclables Go	3	-	3	-	-	-	2	1	3	-	-	-	-				
	5.0%		7.3%				10.5%	4.3%	6.0%								
More knowledge on the process of recycling plastics	3	1	2	-	-	2	-	1	3	-	-	-	-				
	5.0%	5.3%	4.9%			22.2%		4.3%	6.0%								
Positive Feedback (Want to do more, enjoy it)	1	-	1	-	-	1	-	-	1	-	-	-	-				
	1.7%		2.4%			11.1%			2.0%								
More information on Composting/Organic recycling	1	-	1	-	1	-	-	-	1	-	-	-	-				
	1.7%		2.4%		11.1%				2.0%								
Other	9	4	5	-	-	1	4	4	7	-	-	1	-				
	15.0%	21%	12.2%			11.1%	21.1%	17%	14.0%			50.0%					
None/Nothing	12	5	7	-	1	2	5	4	10	-	1	-	-				
	20.0%	26%	17.1%		11.1%	22.2%	26.3%	17%	20.0%		50.0%						
Unsure	6	3	3	-	1	1	1	3	4	-	-	1	-				
	10.0%	16%	7.3%		11.1%	11.1%	5.3%	13%	8.0%			50.0%					
Prefer not to answer	3	1	2	-	2	-	-	1	2	-	-	-	-				
	5.0%	5.3%	4.9%		22.2%			4.3%	4.0%								

Q25. What do you wish you knew about recycling that you don't know today?
 BASE: Total Sample

	GENDER		AGE GROUP						CELL-PHONE MODE			ETHNICITY			
	TOTAL	MALE	FEMALE	18-29	30-39	40-54	55-64	65+	WHITE/ CAUCASIAN	BLACK/ AFRICAN AMERICAN	ASIAN	HISPANIC	AMERICAN INDIAN OR ALASKA NATIVE		
Total	90	41	49	5	13	41	25	6	67	2	1	13	1		
	100.0	100	100.0	100.0	100.0	100.0	100.0	100	100.0	100.0	100.0	100.0	100.0		
Where Recyclables Go	11	6	5	-	-	7	3	1	10	-	-	-	1		
	12.2%	15%	10.2%			17.1%	12.0%	17%	14.9%				100.0%		
Sorting/What Can And Cannot Be Recycled In General	10	7	3	1	1	4	1	3	6	1	1	2	-		
	11.1%	17%	6.1%	20.0%	7.7%	9.8%	4.0%	50%	9.0%	50.0%	100%	15.4%			
Recycling Guidelines/General information	5	1	4	-	-	4	1	-	4	-	-	-	-		
	5.6%	2.4%	8.2%			9.8%	4.0%		6.0%						
More options to recycle/Locations	4	3	1	1	-	2	1	-	2	-	-	1	-		
	4.4%	7.3%	2.0%	20.0%		4.9%	4.0%		3.0%			7.7%			
More knowledge on the process of recycling plastics	4	1	3	-	1	1	2	-	3	-	-	-	-		
	4.4%	2.4%	6.1%		7.7%	2.4%	8.0%		4.5%						
Recycling Correctly	3	3	-	-	-	2	1	-	3	-	-	-	-		
	3.3%	7.3%				4.9%	4.0%		4.5%						
Positive Feedback (Want to do more, enjoy it)	3	1	2	-	1	2	-	-	1	-	-	2	-		
	3.3%	2.4%	4.1%		7.7%	4.9%			1.5%			15.4%			
More information on Composting/Organic recycling	3	1	2	-	-	2	1	-	3	-	-	-	-		
	3.3%	2.4%	4.1%			4.9%	4.0%		4.5%						
Where to recycle electronics/batteries	2	-	2	-	1	-	1	-	2	-	-	-	-		
	2.2%		4.1%		7.7%		4.0%		3.0%						
Other	9	5	4	3	-	4	1	1	5	-	-	4	-		
	10.0%	12%	8.2%	60.0%		9.8%	4.0%	17%	7.5%			30.8%			
None/Nothing	26	8	18	-	4	10	11	1	19	1	-	3	-		
	28.9%	20%	36.7%		30.8%	24.4%	44.0%	17%	28.4%	50.0%		23.1%			
Unsure	7	2	5	-	3	3	1	-	6	-	-	1	-		
	7.8%	4.9%	10.2%		23.1%	7.3%	4.0%		9.0%			7.7%			

Q25. What do you wish you knew about recycling that you don't know today?
 BASE: Total Sample

	GENDER		AGE GROUP					CELL-PHONE MODE	ETHNICITY				
	TOTAL	MALE	FEMALE	18-29	30-39	40-54	55-64	65+	WHITE/ CAUCASIAN	BLACK/ AFRICAN AMERICAN	ASIAN	HISPANIC	AMERICAN INDIAN OR ALASKA NATIVE
Prefer not to answer	3	3	-	-	2	-	1	-	3	-	-	-	-
	3.3%	7.3%			15.4%		4.0%		4.5%				

Q25. What do you wish you knew about recycling that you don't know today?
 BASE: Total Sample

	GENDER		AGE GROUP					ONLINE MODE	ETHNICITY				AMERICAN INDIAN OR ALASKA NATIVE
	TOTAL	MALE	FEMALE	18-29	30-39	40-54	55-64	65+	WHITE/ CAUCASIAN	BLACK/ AFRICAN AMERICAN	ASIAN	HISPANIC	
Total	450	218	232	67	120	95	83	85	367	12	13	12	2
	100.0	100	100.0	100.0	100.0	100.0	100.0	100	100.0	100.0	100.0	100.0	100.0
Sorting/What Can And Cannot Be Recycled In General	70	35	35	12	20	12	14	12	62	1	1	1	-
	15.6%	16%	15.1%	17.9%	16.7%	12.6%	16.9%	14%	16.9%	8.3%	7.7%	8.3%	
Where Recyclables Go	52	30	22	14	15	12	6	5	42	2	2	3	1
	11.6%	14%	9.5%	20.9%	12.5%	12.6%	7.2%	5.9%	11.4%	16.7%	15.4%	25.0%	50.0%
More knowledge on the process of recycling plastics	26	12	14	1	7	8	3	7	22	2	-	1	-
	5.8%	5.5%	6.0%	1.5%	5.8%	8.4%	3.6%	8.2%	6.0%	16.7%		8.3%	
Impact/Efficiency/Does It Actually Get Recycled	21	10	11	1	7	6	5	2	17	-	1	-	-
	4.7%	4.6%	4.7%	1.5%	5.8%	6.3%	6.0%	2.4%	4.6%		7.7%		
Recycling Guidelines/ General information	19	11	8	2	2	4	5	6	14	1	-	1	-
	4.2%	5.0%	3.4%	3.0%	1.7%	4.2%	6.0%	7.1%	3.8%	8.3%		8.3%	
More options to recycle/ Locations	15	3	12	4	2	4	1	4	13	-	1	-	-
	3.3%	1.4%	5.2%	6.0%	1.7%	4.2%	1.2%	4.7%	3.5%		7.7%		
Recycling Correctly	11	1	10	2	3	3	1	2	6	1	-	1	1
	2.4%	0.5%	4.3%	3.0%	2.5%	3.2%	1.2%	2.4%	1.6%	8.3%		8.3%	50.0%
More information on Composting/Organic recycling	8	3	5	3	2	2	-	1	7	-	-	-	-
	1.8%	1.4%	2.2%	4.5%	1.7%	2.1%		1.2%	1.9%				
Where to recycle electronics/batteries	7	3	4	-	2	-	2	3	6	-	-	-	-
	1.6%	1.4%	1.7%		1.7%		2.4%	3.5%	1.6%				
Concerns and questions regarding cost	7	6	1	-	1	2	1	3	5	1	-	-	-
	1.6%	2.8%	0.4%		0.8%	2.1%	1.2%	3.5%	1.4%	8.3%			
Positive Feedback (Want to do more, enjoy it)	5	1	4	2	1	1	-	1	3	1	1	-	-
	1.1%	0.5%	1.7%	3.0%	0.8%	1.1%		1.2%	0.8%	8.3%	7.7%		
Other	49	26	23	6	12	12	12	7	39	1	1	3	-
	10.9%	12%	9.9%	9.0%	10.0%	12.6%	14.5%	8.2%	10.6%	8.3%	7.7%	25.0%	

Q25. What do you wish you knew about recycling that you don't know today?
 BASE: Total Sample

	GENDER		AGE GROUP					ONLINE MODE	ETHNICITY				AMERICAN INDIAN OR ALASKA NATIVE
	TOTAL	MALE	FEMALE	18-29	30-39	40-54	55-64	65+	WHITE/ CAUCASIAN	BLACK/ AFRICAN AMERICAN	ASIAN	HISPANIC	
None/Nothing	82	38	44	8	23	15	19	17	66	2	2	1	-
	18.2%	17%	19.0%	11.9%	19.2%	15.8%	22.9%	20%	18.0%	16.7%	15.4%	8.3%	
Unsure	46	17	29	6	14	5	9	12	38	-	2	-	-
	10.2%	7.8%	12.5%	9.0%	11.7%	5.3%	10.8%	14%	10.4%		15.4%		
Prefer not to answer	32	22	10	6	9	9	5	3	27	-	2	1	-
	7.1%	10%	4.3%	9.0%	7.5%	9.5%	6.0%	3.5%	7.4%		15.4%	8.3%	

Q25. What do you wish you knew about recycling that you don't know today?
 BASE: Total Sample

	GENDER		AGE GROUP						TEXT MODE	ETHNICITY			
	TOTAL	MALE	FEMALE	18-29	30-39	40-54	55-64	65+	WHITE/ CAUCASIAN	BLACK/ AFRICAN AMERICAN	ASIAN	HISPANIC	AMERICAN INDIAN OR ALASKA NATIVE
Total	225	123	102	64	83	52	21	5	180	6	6	6	2
	100.0	100	100.0	100.0	100.0	100.0	100.0	100	100.0	100.0	100.0	100.0	100.0
Sorting/What Can And Cannot Be Recycled In General	33	18	15	11	15	7	-	-	29	1	-	-	-
	14.7%	15%	14.7%	17.2%	18.1%	13.5%			16.1%	16.7%			
Where Recyclables Go	30	22	8	13	11	5	-	1	23	1	2	2	1
	13.3%	18%	7.8%	20.3%	13.3%	9.6%		20%	12.8%	16.7%	33.3%	33.3%	50.0%
More knowledge on the process of recycling plastics	12	5	7	1	3	8	-	-	11	-	-	1	-
	5.3%	4.1%	6.9%	1.6%	3.6%	15.4%			6.1%			16.7%	
Impact/Efficiency/Does It Actually Get Recycled	8	7	1	1	5	1	1	-	6	-	-	-	-
	3.6%	5.7%	1.0%	1.6%	6.0%	1.9%	4.8%		3.3%				
Recycling Guidelines/ General information	7	4	3	2	2	2	1	-	4	1	-	1	-
	3.1%	3.3%	2.9%	3.1%	2.4%	3.8%	4.8%		2.2%	16.7%		16.7%	
More options to recycle/ Locations	7	2	5	3	1	3	-	-	6	-	1	-	-
	3.1%	1.6%	4.9%	4.7%	1.2%	5.8%			3.3%		16.7%		
Recycling Correctly	5	1	4	2	1	2	-	-	2	1	-	1	1
	2.2%	0.8%	3.9%	3.1%	1.2%	3.8%			1.1%	16.7%		16.7%	50.0%
Positive Feedback (Want to do more, enjoy it)	4	1	3	2	1	1	-	-	2	1	1	-	-
	1.8%	0.8%	2.9%	3.1%	1.2%	1.9%			1.1%	16.7%	16.7%		
Where to recycle electronics/batteries	3	1	2	-	1	-	1	1	2	-	-	-	-
	1.3%	0.8%	2.0%		1.2%		4.8%	20%	1.1%				
More information on Composting/Organic recycling	3	-	3	3	-	-	-	-	3	-	-	-	-
	1.3%		2.9%	4.7%					1.7%				
Concerns and questions regarding cost	2	2	-	-	1	1	-	-	2	-	-	-	-
	0.9%	1.6%			1.2%	1.9%			1.1%				
Other	32	20	12	6	10	9	5	2	27	1	-	1	-
	14.2%	16%	11.8%	9.4%	12.0%	17.3%	23.8%	40%	15.0%	16.7%		16.7%	

Q25. What do you wish you knew about recycling that you don't know today?
 BASE: Total Sample

	GENDER		AGE GROUP					TEXT MODE	ETHNICITY				
	TOTAL	MALE	FEMALE	18-29	30-39	40-54	55-64	65+	WHITE/ CAUCASIAN	BLACK/ AFRICAN AMERICAN	ASIAN	HISPANIC	AMERICAN INDIAN OR ALASKA NATIVE
None/Nothing	40 17.8%	19 15%	21 20.6%	8 12.5%	18 21.7%	5 9.6%	8 38.1%	1 20%	30 16.7%	-	1 16.7%	-	-
Unsure	22 9.8%	8 6.5%	14 13.7%	6 9.4%	10 12.0%	3 5.8%	3 14.3%	-	17 9.4%	-	1 16.7%	-	-
Prefer not to answer	17 7.6%	13 11%	4 3.9%	6 9.4%	4 4.8%	5 9.6%	2 9.5%	-	16 8.9%	-	-	-	-

Q25. What do you wish you knew about recycling that you don't know today?
 BASE: Total Sample

	GENDER			AGE GROUP					EMAIL MODE	ETHNICITY				AMERICAN INDIAN OR ALASKA NATIVE
	TOTAL	MALE	FEMALE	18-29	30-39	40-54	55-64	65+	WHITE/ CAUCASIAN	BLACK/ AFRICAN AMERICAN	ASIAN	HISPANIC		
Total	225	95	130	3	37	43	62	80	187	6	7	6	-	
	100.0	100	100.0	100.0	100.0	100.0	100.0	100	100.0	100.0	100.0	100.0		
Sorting/What Can And Cannot Be Recycled In General	37	17	20	1	5	5	14	12	33	-	1	1	-	
	16.4%	18%	15.4%	33.3%	13.5%	11.6%	22.6%	15%	17.6%		14.3%	16.7%		
Where Recyclables Go	22	8	14	1	4	7	6	4	19	1	-	1	-	
	9.8%	8.4%	10.8%	33.3%	10.8%	16.3%	9.7%	5.0%	10.2%	16.7%		16.7%		
More knowledge on the process of recycling plastics	14	7	7	-	4	-	3	7	11	2	-	-	-	
	6.2%	7.4%	5.4%		10.8%		4.8%	8.8%	5.9%	33.3%				
Impact/Efficiency/Does It Actually Get Recycled	13	3	10	-	2	5	4	2	11	-	1	-	-	
	5.8%	3.2%	7.7%		5.4%	11.6%	6.5%	2.5%	5.9%		14.3%			
Recycling Guidelines/ General information	12	7	5	-	-	2	4	6	10	-	-	-	-	
	5.3%	7.4%	3.8%			4.7%	6.5%	7.5%	5.3%					
More options to recycle/ Locations	8	1	7	1	1	1	1	4	7	-	-	-	-	
	3.6%	1.1%	5.4%	33.3%	2.7%	2.3%	1.6%	5.0%	3.7%					
Recycling Correctly	6	-	6	-	2	1	1	2	4	-	-	-	-	
	2.7%		4.6%		5.4%	2.3%	1.6%	2.5%	2.1%					
Concerns and questions regarding cost	5	4	1	-	-	1	1	3	3	1	-	-	-	
	2.2%	4.2%	0.8%			2.3%	1.6%	3.8%	1.6%	16.7%				
More information on Composting/Organic recycling	5	3	2	-	2	2	-	1	4	-	-	-	-	
	2.2%	3.2%	1.5%		5.4%	4.7%		1.2%	2.1%					
Where to recycle electronics/batteries	4	2	2	-	1	-	1	2	4	-	-	-	-	
	1.8%	2.1%	1.5%		2.7%		1.6%	2.5%	2.1%					
Positive Feedback (Want to do more, enjoy it)	1	-	1	-	-	-	-	1	1	-	-	-	-	
	0.4%		0.8%					1.2%	0.5%					
Other	17	6	11	-	2	3	7	5	12	-	1	2	-	
	7.6%	6.3%	8.5%		5.4%	7.0%	11.3%	6.2%	6.4%		14.3%	33.3%		

Q25. What do you wish you knew about recycling that you don't know today?
 BASE: Total Sample

	GENDER			AGE GROUP					EMAIL MODE	ETHNICITY			
	TOTAL	MALE	FEMALE	18-29	30-39	40-54	55-64	65+	WHITE/ CAUCASIAN	BLACK/ AFRICAN AMERICAN	ASIAN	HISPANIC	AMERICAN INDIAN OR ALASKA NATIVE
None/Nothing	42 18.7%	19 20%	23 17.7%	-	5 13.5%	10 23.3%	11 17.7%	16 20%	36 19.3%	2 33.3%	1 14.3%	1 16.7%	-
Unsure	24 10.7%	9 9.5%	15 11.5%	-	4 10.8%	2 4.7%	6 9.7%	12 15%	21 11.2%	-	1 14.3%	-	-
Prefer not to answer	15 6.7%	9 9.5%	6 4.6%	-	5 13.5%	4 9.3%	3 4.8%	3 3.8%	11 5.9%	-	2 28.6%	1 16.7%	-

Q26. How would you prefer to receive recycling and disposal information?
 BASE: Total Sample

	GENDER			AGE GROUP					RENT/OWN		ETHNICITY				LANGUAGE		
	TOTAL	MALE	FEMALE	18-29	30-39	40-54	55-64	65+	OWN	RENT	WHITE/ CAUCASIAN	BLACK/ AFRICAN AMERICAN	ASIAN	HISPANIC	AMERICAN INDIAN OR ALASKA NATIVE	SPANISH	ENGLISH
Total	600	278	322	72	142	145	127	114	477	85	484	15	16	27	3	15	585
	100.0	100	100.0	100.0	100.0	100.0	100.0	100	100	100	100.0	100.0	100.0	100.0	100.0	100.0	100.0
Newsletter mailed to your home	290	132	158	28	49	69	62	82	237	38	243	7	6	9	1	5	285
	48.3%	47%	49.1%	38.9%	34.5%	47.6%	48.8%	72%	50%	45%	50.2%	46.7%	37.5%	33.3%	33.3%	33.3%	48.7%
On the cart provided by hauler	195	87	108	24	42	53	39	37	159	29	176	2	2	3	1	3	192
	32.5%	31%	33.5%	33.3%	29.6%	36.6%	30.7%	32%	33%	34%	36.4%	13.3%	12.5%	11.1%	33.3%	20.0%	32.8%
E-mail news	180	80	100	18	51	54	31	26	147	26	148	4	7	7	2	4	176
	30.0%	29%	31.1%	25.0%	35.9%	37.2%	24.4%	23%	31%	31%	30.6%	26.7%	43.8%	25.9%	66.7%	26.7%	30.1%
Postings on the County's website	159	73	86	16	29	49	35	30	132	21	135	5	7	4	1	1	158
	26.5%	26%	26.7%	22.2%	20.4%	33.8%	27.6%	26%	28%	25%	27.9%	33.3%	43.8%	14.8%	33.3%	6.7%	27.0%
Postcards	156	71	85	13	44	38	38	23	125	23	137	1	5	2	1	1	155
	26.0%	26%	26.4%	18.1%	31.0%	26.2%	29.9%	20%	26%	27%	28.3%	6.7%	31.2%	7.4%	33.3%	6.7%	26.5%
Social media posts, such as on Facebook, Twitter, and Nextdoor	120	39	81	19	42	33	14	12	91	22	97	2	7	4	2	3	117
	20.0%	14%	25.2%	26.4%	29.6%	22.8%	11.0%	11%	19%	26%	20.0%	13.3%	43.8%	14.8%	66.7%	20.0%	20.0%
Text message alerts	76	32	44	15	23	14	20	4	60	11	64	1	2	2	-	1	75
	12.7%	12%	13.7%	20.8%	16.2%	9.7%	15.7%	3.5%	13%	13%	13.2%	6.7%	12.5%	7.4%	-	6.7%	12.8%
TV ads	51	21	30	7	10	10	13	11	40	9	44	1	-	4	1	2	49
	8.5%	7.6%	9.3%	9.7%	7.0%	6.9%	10.2%	9.6%	8.4%	11%	9.1%	6.7%	-	14.8%	33.3%	13.3%	8.4%
Short videos	46	20	26	12	8	10	11	5	33	10	40	2	-	1	-	-	46
	7.7%	7.2%	8.1%	16.7%	5.6%	6.9%	8.7%	4.4%	6.9%	12%	8.3%	13.3%	-	3.7%	-	-	7.9%
Talking to a person knowledgeable about recycling at a community event	41	18	23	6	7	5	12	11	29	8	34	2	1	-	-	-	41
	6.8%	6.5%	7.1%	8.3%	4.9%	3.4%	9.4%	9.6%	6.1%	9.4%	7.0%	13.3%	6.2%	-	-	-	7.0%
Internet ads	33	12	21	8	7	6	8	4	27	5	26	1	-	2	1	1	32
	5.5%	4.3%	6.5%	11.1%	4.9%	4.1%	6.3%	3.5%	5.7%	5.9%	5.4%	6.7%	-	7.4%	33.3%	6.7%	5.5%
Radio ads	31	15	16	8	10	2	8	3	25	4	27	-	1	3	-	2	29
	5.2%	5.4%	5.0%	11.1%	7.0%	1.4%	6.3%	2.6%	5.2%	4.7%	5.6%	-	6.2%	11.1%	-	13.3%	5.0%

Q26. How would you prefer to receive recycling and disposal information?
 BASE: Total Sample

	GENDER		AGE GROUP					RENT/OWN		ETHNICITY				LANGUAGE			
	TOTAL	MALE	FEMALE	18-29	30-39	40-54	55-64	65+	OWN	RENT	WHITE/ CAUCASIAN	BLACK/ AFRICAN AMERICAN	ASIAN	HISPANIC	AMERICAN INDIAN OR ALASKA NATIVE	SPANISH	ENGLISH
Ads printed in newspapers	29 4.8%	13 4.7%	16 5.0%	3 4.2%	2 1.4%	2 1.4%	12 9.4%	10 8.8%	24 5.0%	4 4.7%	25 5.2%	2 13.3%	-	-	-	-	29 5.0%
Some other way	10 1.7%	6 2.2%	4 1.2%	1 1.4%	2 1.4%	2 1.4%	3 2.4%	2 1.8%	10 2.1%	-	8 1.7%	-	-	1 3.7%	-	1 6.7%	9 1.5%
Unsure	22 3.7%	11 4.0%	11 3.4%	1 1.4%	6 4.2%	3 2.1%	5 3.9%	7 6.1%	19 4.0%	2 2.4%	16 3.3%	-	-	1 3.7%	-	-	22 3.8%
Prefer not to answer	21 3.5%	9 3.2%	12 3.7%	6 8.3%	6 4.2%	2 1.4%	4 3.1%	3 2.6%	11 2.3%	4 4.7%	12 2.5%	-	-	3 11.1%	-	-	21 3.6%

Q26. How would you prefer to receive recycling and disposal information?
 BASE: Total Sample

	GEOGRAPHIC															
	TOTAL	APPLE VALLEY	BURNSVILLE	EAGAN	FARMINGTON	LAKEVILLE	LILYDALE	HASTINGS	INVER GROVE HEIGHTS	MENDOTA	MENDOTA HEIGHTS	ROSEMOUNT	SOUTH ST. PAUL	SUNFISH LAKE	WEST ST. PAUL	RURAL/ UNINCORPORATED
Total	600	74	82	95	32	87	1	32	51	-	28	29	29	2	31	24
	100.0	100.0	100.0	100.0	100.0	100.0	100.0	100.0	100.0	100.0	100.0	100.0	100.0	100.0	100.0	100.0
Newsletter mailed to your home	290	36	35	51	13	42	1	14	24	-	18	12	14	2	13	14
	48.3%	48.6%	42.7%	53.7%	40.6%	48.3%	100.0%	43.8%	47.1%		64.3%	41.4%	48.3%	100.0%	41.9%	58.3%
On the cart provided by hauler	195	23	27	31	14	29	-	6	21	-	6	8	11	1	10	7
	32.5%	31.1%	32.9%	32.6%	43.8%	33.3%		18.8%	41.2%		21.4%	27.6%	37.9%	50.0%	32.3%	29.2%
E-mail news	180	27	21	30	10	32	-	8	10	-	11	12	2	-	7	9
	30.0%	36.5%	25.6%	31.6%	31.2%	36.8%		25.0%	19.6%		39.3%	41.4%	6.9%		22.6%	37.5%
Postings on the County's website	159	23	16	25	9	25	-	8	16	-	8	9	6	1	8	4
	26.5%	31.1%	19.5%	26.3%	28.1%	28.7%		25.0%	31.4%		28.6%	31.0%	20.7%	50.0%	25.8%	16.7%
Postcards	156	20	22	21	9	24	-	7	11	-	7	7	8	-	11	9
	26.0%	27.0%	26.8%	22.1%	28.1%	27.6%		21.9%	21.6%		25.0%	24.1%	27.6%		35.5%	37.5%
Social media posts, such as on Facebook, Twitter, and Nextdoor	120	12	18	19	10	18	-	6	9	-	9	5	3	-	7	3
	20.0%	16.2%	22.0%	20.0%	31.2%	20.7%		18.8%	17.6%		32.1%	17.2%	10.3%		22.6%	12.5%
Text message alerts	76	11	10	10	3	10	-	4	9	-	6	4	5	-	3	1
	12.7%	14.9%	12.2%	10.5%	9.4%	11.5%		12.5%	17.6%		21.4%	13.8%	17.2%		9.7%	4.2%
TV ads	51	3	5	7	3	9	-	4	6	-	2	1	5	-	6	-
	8.5%	4.1%	6.1%	7.4%	9.4%	10.3%		12.5%	11.8%		7.1%	3.4%	17.2%		19.4%	
Short videos	46	8	5	6	5	6	-	2	4	-	4	2	-	1	2	1
	7.7%	10.8%	6.1%	6.3%	15.6%	6.9%		6.2%	7.8%		14.3%	6.9%		50.0%	6.5%	4.2%
Talking to a person knowledgeable about recycling at a community event	41	6	1	3	3	6	-	4	5	-	5	2	2	-	3	-
	6.8%	8.1%	1.2%	3.2%	9.4%	6.9%		12.5%	9.8%		17.9%	6.9%	6.9%		9.7%	
Internet ads	33	3	6	10	3	3	-	1	2	-	2	2	-	-	1	-
	5.5%	4.1%	7.3%	10.5%	9.4%	3.4%		3.1%	3.9%		7.1%	6.9%			3.2%	
Radio ads	31	4	1	5	2	4	-	3	4	-	3	-	2	-	2	1
	5.2%	5.4%	1.2%	5.3%	6.2%	4.6%		9.4%	7.8%		10.7%		6.9%		6.5%	4.2%



Q26. How would you prefer to receive recycling and disposal information?
 BASE: Total Sample

	GEOGRAPHIC															
	TOTAL	APPLE VALLEY	BURNSVILLE	EAGAN	FARMINGTON	LAKEVILLE	LILYDALE	HASTINGS	INVER GROVE HEIGHTS	MENDOTA MENDOTA	MENDOTA HEIGHTS	ROSEMOUNT	SOUTH ST. PAUL	SUNFISH LAKE	WEST ST. PAUL	RURAL/ UNINCORPORATED
Ads printed in newspapers	29 4.8%	3 4.1%	3 3.7%	4 4.2%	4 12.5%	4 4.6%	-	1 3.1%	3 5.9%	-	1 3.6%	1 3.4%	3 10.3%	-	1 3.2%	1 4.2%
Some other way	10 1.7%	3 4.1%	2 2.4%	1 1.1%	-	1 1.1%	-	-	-	-	-	1 3.4%	-	-	-	1 4.2%
Unsure	22 3.7%	3 4.1%	3 3.7%	2 2.1%	-	4 4.6%	-	-	2 3.9%	-	1 3.6%	1 3.4%	2 6.9%	-	2 6.5%	2 8.3%
Prefer not to answer	21 3.5%	2 2.7%	6 7.3%	-	-	2 2.3%	-	3 9.4%	-	-	1 3.6%	1 3.4%	3 10.3%	-	1 3.2%	1 4.2%

Q26. How would you prefer to receive recycling and disposal information?
 BASE: Total Sample

	SURVEY TYPE						
	TOTAL	PHONE	LANDLINE	MOBILE	ONLINE	TEXT	EMAIL
Total	600	150	60	90	450	225	225
	100.0	100.0	100.0	100.0	100.0	100	100.0
Newsletter mailed to your home	290	81	35	46	209	84	125
	48.3%	54.0%	58.3%	51.1%	46.4%	37%	55.6%
On the cart provided by hauler	195	45	12	33	150	67	83
	32.5%	30.0%	20.0%	36.7%	33.3%	30%	36.9%
E-mail news	180	44	16	28	136	63	73
	30.0%	29.3%	26.7%	31.1%	30.2%	28%	32.4%
Postings on the County's website	159	38	13	25	121	55	66
	26.5%	25.3%	21.7%	27.8%	26.9%	24%	29.3%
Postcards	156	41	14	27	115	52	63
	26.0%	27.3%	23.3%	30.0%	25.6%	23%	28.0%
Social media posts, such as on Facebook, Twitter, and Nextdoor	120	28	9	19	92	59	33
	20.0%	18.7%	15.0%	21.1%	20.4%	26%	14.7%
Text message alerts	76	20	6	14	56	37	19
	12.7%	13.3%	10.0%	15.6%	12.4%	16%	8.4%
TV ads	51	16	7	9	35	17	18
	8.5%	10.7%	11.7%	10.0%	7.8%	7.6%	8.0%
Short videos	46	12	5	7	34	22	12
	7.7%	8.0%	8.3%	7.8%	7.6%	9.8%	5.3%
Talking to a person knowledgeable about recycling at a community event	41	8	3	5	33	14	19
	6.8%	5.3%	5.0%	5.6%	7.3%	6.2%	8.4%
Internet ads	33	10	4	6	23	14	9
	5.5%	6.7%	6.7%	6.7%	5.1%	6.2%	4.0%
Radio ads	31	9	3	6	22	17	5
	5.2%	6.0%	5.0%	6.7%	4.9%	7.6%	2.2%
Ads printed in newspapers	29	6	2	4	23	6	17
	4.8%	4.0%	3.3%	4.4%	5.1%	2.7%	7.6%

Q26. How would you prefer to receive recycling and disposal information?
 BASE: Total Sample

	SURVEY TYPE						
	TOTAL	PHONE	LANDLINE	MOBILE	ONLINE	TEXT	EMAIL
Some other way	10 1.7%	3 2.0%	-	3 3.3%	7 1.6%	2 0.9%	5 2.2%
Unsure	22 3.7%	4 2.7%	4 6.7%	-	18 4.0%	9 4.0%	9 4.0%
Prefer not to answer	21 3.5%	3 2.0%	2 3.3%	1 1.1%	18 4.0%	10 4.4%	8 3.6%

Q26. How would you prefer to receive recycling and disposal information?
 BASE: Total Sample

	GENDER			AGE GROUP					PHONE MODE	ETHNICITY			
	TOTAL	MALE	FEMALE	18-29	30-39	40-54	55-64	65+	WHITE/ CAUCASIAN	BLACK/ AFRICAN AMERICAN	ASIAN	HISPANIC	AMERICAN INDIAN OR ALASKA NATIVE
Total	150	60	90	5	22	50	44	29	117	3	3	15	1
	100.0	100	100.0	100.0	100.0	100.0	100.0	100	100.0	100.0	100.0	100.0	100.0
Newsletter mailed to your home	81	32	49	-	9	28	22	22	73	-	1	4	-
	54.0%	53%	54.4%		40.9%	56.0%	50.0%	76%	62.4%		33.3%	26.7%	
On the cart provided by hauler	45	16	29	1	6	18	13	7	40	-	-	3	-
	30.0%	27%	32.2%	20.0%	27.3%	36.0%	29.5%	24%	34.2%			20.0%	
E-mail news	44	16	28	1	10	20	9	4	36	1	2	4	-
	29.3%	27%	31.1%	20.0%	45.5%	40.0%	20.5%	14%	30.8%	33.3%	66.7%	26.7%	
Postcards	41	15	26	-	6	19	11	5	34	-	1	2	1
	27.3%	25%	28.9%		27.3%	38.0%	25.0%	17%	29.1%		33.3%	13.3%	100.0%
Postings on the County's website	38	15	23	1	4	19	9	5	32	2	1	1	-
	25.3%	25%	25.6%	20.0%	18.2%	38.0%	20.5%	17%	27.4%	66.7%	33.3%	6.7%	
Social media posts, such as on Facebook, Twitter, and Nextdoor	28	8	20	1	7	14	5	1	23	-	1	3	1
	18.7%	13%	22.2%	20.0%	31.8%	28.0%	11.4%	3.4%	19.7%		33.3%	20.0%	100.0%
Text message alerts	20	5	15	-	5	6	8	1	18	1	-	1	-
	13.3%	8.3%	16.7%		22.7%	12.0%	18.2%	3.4%	15.4%	33.3%		6.7%	
TV ads	16	6	10	-	2	4	6	4	12	-	-	3	-
	10.7%	10%	11.1%		9.1%	8.0%	13.6%	14%	10.3%			20.0%	
Short videos	12	4	8	-	2	5	5	-	9	1	-	-	-
	8.0%	6.7%	8.9%		9.1%	10.0%	11.4%		7.7%	33.3%			
Internet ads	10	3	7	-	2	3	5	-	6	1	-	1	-
	6.7%	5.0%	7.8%		9.1%	6.0%	11.4%		5.1%	33.3%		6.7%	
Radio ads	9	4	5	1	1	1	3	3	5	-	1	3	-
	6.0%	6.7%	5.6%	20.0%	4.5%	2.0%	6.8%	10%	4.3%		33.3%	20.0%	
Talking to a person knowledgeable about recycling at a community event	8	1	7	-	1	2	5	-	5	1	-	-	-
	5.3%	1.7%	7.8%		4.5%	4.0%	11.4%		4.3%	33.3%			

Q26. How would you prefer to receive recycling and disposal information?
 BASE: Total Sample

	GENDER		AGE GROUP					PHONE MODE		ETHNICITY			
	TOTAL	MALE	FEMALE	18-29	30-39	40-54	55-64	65+	WHITE/ CAUCASIAN	BLACK/ AFRICAN AMERICAN	ASIAN	HISPANIC	AMERICAN INDIAN OR ALASKA NATIVE
Ads printed in newspapers	6	2	4	-	-	-	4	2	6	-	-	-	-
	4.0%	3.3%	4.4%				9.1%	6.9%	5.1%				
Some other way	3	2	1	-	1	1	1	-	1	-	-	1	-
	2.0%	3.3%	1.1%		4.5%	2.0%	2.3%		0.9%			6.7%	
Unsure	4	1	3	-	-	-	2	2	3	-	-	-	-
	2.7%	1.7%	3.3%				4.5%	6.9%	2.6%				
Prefer not to answer	3	2	1	1	-	-	1	1	2	-	-	-	-
	2.0%	3.3%	1.1%	20.0%			2.3%	3.4%	1.7%				

Q26. How would you prefer to receive recycling and disposal information?
 BASE: Total Sample

	GENDER			AGE GROUP					LANDLINE MODE				ETHNICITY		
	TOTAL	MALE	FEMALE	18-29	30-39	40-54	55-64	65+	WHITE/ CAUCASIAN	BLACK/ AFRICAN AMERICAN	ASIAN	HISPANIC	AMERICAN INDIAN OR ALASKA NATIVE		
Total	60	19	41	-	9	9	19	23	50	1	2	2	-		
	100.0	100	100.0	-	100.0	100.0	100.0	100	100.0	100.0	100.0	100.0	-		
Newsletter mailed to your home	35	12	23	-	5	4	9	17	32	-	1	1	-		
	58.3%	63%	56.1%	-	55.6%	44.4%	47.4%	74%	64.0%	-	50.0%	50.0%	-		
E-mail news	16	5	11	-	4	4	5	3	13	-	2	-	-		
	26.7%	26%	26.8%	-	44.4%	44.4%	26.3%	13%	26.0%	-	100%	-	-		
Postcards	14	3	11	-	3	3	4	4	13	-	-	1	-		
	23.3%	16%	26.8%	-	33.3%	33.3%	21.1%	17%	26.0%	-	-	50.0%	-		
Postings on the County's website	13	3	10	-	1	5	3	4	11	1	1	-	-		
	21.7%	16%	24.4%	-	11.1%	55.6%	15.8%	17%	22.0%	100.0%	50.0%	-	-		
On the cart provided by hauler	12	1	11	-	1	2	4	5	12	-	-	-	-		
	20.0%	5.3%	26.8%	-	11.1%	22.2%	21.1%	22%	24.0%	-	-	-	-		
Social media posts, such as on Facebook, Twitter, and Nextdoor	9	2	7	-	3	4	1	1	8	-	1	-	-		
	15.0%	11%	17.1%	-	33.3%	44.4%	5.3%	4.3%	16.0%	-	50.0%	-	-		
TV ads	7	1	6	-	1	2	3	1	6	-	-	1	-		
	11.7%	5.3%	14.6%	-	11.1%	22.2%	15.8%	4.3%	12.0%	-	-	50.0%	-		
Text message alerts	6	-	6	-	3	1	2	-	4	1	-	1	-		
	10.0%	-	14.6%	-	33.3%	11.1%	10.5%	-	8.0%	100.0%	-	50.0%	-		
Short videos	5	1	4	-	1	2	2	-	3	1	-	-	-		
	8.3%	5.3%	9.8%	-	11.1%	22.2%	10.5%	-	6.0%	100.0%	-	-	-		
Internet ads	4	1	3	-	1	2	1	-	2	1	-	-	-		
	6.7%	5.3%	7.3%	-	11.1%	22.2%	5.3%	-	4.0%	100.0%	-	-	-		
Talking to a person knowledgeable about recycling at a community event	3	-	3	-	1	-	2	-	1	1	-	-	-		
	5.0%	-	7.3%	-	11.1%	-	10.5%	-	2.0%	100.0%	-	-	-		
Radio ads	3	-	3	-	-	1	2	-	2	-	1	-	-		
	5.0%	-	7.3%	-	-	11.1%	10.5%	-	4.0%	-	50.0%	-	-		

Q26. How would you prefer to receive recycling and disposal information?
 BASE: Total Sample

	GENDER		AGE GROUP					LANDLINE MODE		ETHNICITY			
	TOTAL	MALE	FEMALE	18-29	30-39	40-54	55-64	65+	WHITE/ CAUCASIAN	BLACK/ AFRICAN AMERICAN	ASIAN	HISPANIC	AMERICAN INDIAN OR ALASKA NATIVE
Ads printed in newspapers	2 3.3%	1 5.3%	1 2.4%	-	-	-	1 5.3%	1 4.3%	2 4.0%	-	-	-	-
Unsure	4 6.7%	1 5.3%	3 7.3%	-	-	-	2 10.5%	2 8.7%	3 6.0%	-	-	-	-
Prefer not to answer	2 3.3%	1 5.3%	1 2.4%	-	-	-	1 5.3%	1 4.3%	1 2.0%	-	-	-	-

Q26. How would you prefer to receive recycling and disposal information?
 BASE: Total Sample

	CELL-PHONE MODE												
	GENDER			AGE GROUP					ETHNICITY				
	TOTAL	MALE	FEMALE	18-29	30-39	40-54	55-64	65+	WHITE/ CAUCASIAN	BLACK/ AFRICAN AMERICAN	ASIAN	HISPANIC	AMERICAN INDIAN OR ALASKA NATIVE
Total	90	41	49	5	13	41	25	6	67	2	1	13	1
	100.0	100	100.0	100.0	100.0	100.0	100.0	100	100.0	100.0	100.0	100.0	100.0
Newsletter mailed to your home	46	20	26	-	4	24	13	5	41	-	-	3	-
	51.1%	49%	53.1%		30.8%	58.5%	52.0%	83%	61.2%			23.1%	
On the cart provided by hauler	33	15	18	1	5	16	9	2	28	-	-	3	-
	36.7%	37%	36.7%	20.0%	38.5%	39.0%	36.0%	33%	41.8%			23.1%	
E-mail news	28	11	17	1	6	16	4	1	23	1	-	4	-
	31.1%	27%	34.7%	20.0%	46.2%	39.0%	16.0%	17%	34.3%	50.0%		30.8%	
Postcards	27	12	15	-	3	16	7	1	21	-	1	1	1
	30.0%	29%	30.6%		23.1%	39.0%	28.0%	17%	31.3%		100%	7.7%	100.0%
Postings on the County's website	25	12	13	1	3	14	6	1	21	1	-	1	-
	27.8%	29%	26.5%	20.0%	23.1%	34.1%	24.0%	17%	31.3%	50.0%		7.7%	
Social media posts, such as on Facebook, Twitter, and Nextdoor	19	6	13	1	4	10	4	-	15	-	-	3	1
	21.1%	15%	26.5%	20.0%	30.8%	24.4%	16.0%		22.4%			23.1%	100.0%
Text message alerts	14	5	9	-	2	5	6	1	14	-	-	-	-
	15.6%	12%	18.4%		15.4%	12.2%	24.0%	17%	20.9%				
TV ads	9	5	4	-	1	2	3	3	6	-	-	2	-
	10.0%	12%	8.2%		7.7%	4.9%	12.0%	50%	9.0%			15.4%	
Short videos	7	3	4	-	1	3	3	-	6	-	-	-	-
	7.8%	7.3%	8.2%		7.7%	7.3%	12.0%		9.0%				
Radio ads	6	4	2	1	1	-	1	3	3	-	-	3	-
	6.7%	9.8%	4.1%	20.0%	7.7%		4.0%	50%	4.5%			23.1%	
Internet ads	6	2	4	-	1	1	4	-	4	-	-	1	-
	6.7%	4.9%	8.2%		7.7%	2.4%	16.0%		6.0%			7.7%	
Talking to a person knowledgeable about recycling at a community event	5	1	4	-	-	2	3	-	4	-	-	-	-
	5.6%	2.4%	8.2%			4.9%	12.0%		6.0%				

Q26. How would you prefer to receive recycling and disposal information?
 BASE: Total Sample

	GENDER		AGE GROUP					CELL-PHONE MODE	ETHNICITY				AMERICAN INDIAN OR ALASKA NATIVE
	TOTAL	MALE	FEMALE	18-29	30-39	40-54	55-64	65+	WHITE/ CAUCASIAN	BLACK/ AFRICAN AMERICAN	ASIAN	HISPANIC	
Ads printed in newspapers	4	1	3	-	-	-	3	1	4	-	-	-	-
	4.4%	2.4%	6.1%				12.0%	17%	6.0%				
Some other way	3	2	1	-	1	1	1	-	1	-	-	1	-
	3.3%	4.9%	2.0%		7.7%	2.4%	4.0%		1.5%			7.7%	
Prefer not to answer	1	1	-	1	-	-	-	-	1	-	-	-	-
	1.1%	2.4%		20.0%					1.5%				

Q26. How would you prefer to receive recycling and disposal information?
 BASE: Total Sample

	GENDER		AGE GROUP					ONLINE MODE			ETHNICITY			
	TOTAL	MALE	FEMALE	18-29	30-39	40-54	55-64	65+	WHITE/ CAUCASIAN	BLACK/ AFRICAN AMERICAN	ASIAN	HISPANIC	AMERICAN INDIAN OR ALASKA NATIVE	
Total	450	218	232	67	120	95	83	85	367	12	13	12	2	
	100.0	100	100.0	100.0	100.0	100.0	100.0	100	100.0	100.0	100.0	100.0	100.0	
Newsletter mailed to your home	209	100	109	28	40	41	40	60	170	7	5	5	1	
	46.4%	46%	47.0%	41.8%	33.3%	43.2%	48.2%	71%	46.3%	58.3%	38.5%	41.7%	50.0%	
On the cart provided by hauler	150	71	79	23	36	35	26	30	136	2	2	-	1	
	33.3%	33%	34.1%	34.3%	30.0%	36.8%	31.3%	35%	37.1%	16.7%	15.4%	-	50.0%	
E-mail news	136	64	72	17	41	34	22	22	112	3	5	3	2	
	30.2%	29%	31.0%	25.4%	34.2%	35.8%	26.5%	26%	30.5%	25.0%	38.5%	25.0%	100.0%	
Postings on the County's website	121	58	63	15	25	30	26	25	103	3	6	3	1	
	26.9%	27%	27.2%	22.4%	20.8%	31.6%	31.3%	29%	28.1%	25.0%	46.2%	25.0%	50.0%	
Postcards	115	56	59	13	38	19	27	18	103	1	4	-	-	
	25.6%	26%	25.4%	19.4%	31.7%	20.0%	32.5%	21%	28.1%	8.3%	30.8%	-	-	
Social media posts, such as on Facebook, Twitter, and Nextdoor	92	31	61	18	35	19	9	11	74	2	6	1	1	
	20.4%	14%	26.3%	26.9%	29.2%	20.0%	10.8%	13%	20.2%	16.7%	46.2%	8.3%	50.0%	
Text message alerts	56	27	29	15	18	8	12	3	46	-	2	1	-	
	12.4%	12%	12.5%	22.4%	15.0%	8.4%	14.5%	3.5%	12.5%	-	15.4%	8.3%	-	
TV ads	35	15	20	7	8	6	7	7	32	1	-	1	1	
	7.8%	6.9%	8.6%	10.4%	6.7%	6.3%	8.4%	8.2%	8.7%	8.3%	-	8.3%	50.0%	
Short videos	34	16	18	12	6	5	6	5	31	1	-	1	-	
	7.6%	7.3%	7.8%	17.9%	5.0%	5.3%	7.2%	5.9%	8.4%	8.3%	-	8.3%	-	
Talking to a person knowledgeable about recycling at a community event	33	17	16	6	6	3	7	11	29	1	1	-	-	
	7.3%	7.8%	6.9%	9.0%	5.0%	3.2%	8.4%	13%	7.9%	8.3%	7.7%	-	-	
Ads printed in newspapers	23	11	12	3	2	2	8	8	19	2	-	-	-	
	5.1%	5.0%	5.2%	4.5%	1.7%	2.1%	9.6%	9.4%	5.2%	16.7%	-	-	-	
Internet ads	23	9	14	8	5	3	3	4	20	-	-	1	1	
	5.1%	4.1%	6.0%	11.9%	4.2%	3.2%	3.6%	4.7%	5.4%	-	-	8.3%	50.0%	

Q26. How would you prefer to receive recycling and disposal information?
 BASE: Total Sample

	GENDER		AGE GROUP					ONLINE MODE	ETHNICITY				AMERICAN INDIAN OR ALASKA NATIVE
	TOTAL	MALE	FEMALE	18-29	30-39	40-54	55-64	65+	WHITE/ CAUCASIAN	BLACK/ AFRICAN AMERICAN	ASIAN	HISPANIC	
Radio ads	22	11	11	7	9	1	5	-	22	-	-	-	-
	4.9%	5.0%	4.7%	10.4%	7.5%	1.1%	6.0%		6.0%				
Some other way	7	4	3	1	1	1	2	2	7	-	-	-	-
	1.6%	1.8%	1.3%	1.5%	0.8%	1.1%	2.4%	2.4%	1.9%				
Unsure	18	10	8	1	6	3	3	5	13	-	-	1	-
	4.0%	4.6%	3.4%	1.5%	5.0%	3.2%	3.6%	5.9%	3.5%			8.3%	
Prefer not to answer	18	7	11	5	6	2	3	2	10	-	-	3	-
	4.0%	3.2%	4.7%	7.5%	5.0%	2.1%	3.6%	2.4%	2.7%			25.0%	

Q26. How would you prefer to receive recycling and disposal information?
 BASE: Total Sample

	GENDER		AGE GROUP					TEXT MODE	ETHNICITY				AMERICAN INDIAN OR ALASKA NATIVE
	TOTAL	MALE	FEMALE	18-29	30-39	40-54	55-64	65+	WHITE/ CAUCASIAN	BLACK/ AFRICAN AMERICAN	ASIAN	HISPANIC	
Total	225	123	102	64	83	52	21	5	180	6	6	6	2
	100.0	100	100.0	100.0	100.0	100.0	100.0	100	100.0	100.0	100.0	100.0	100.0
Newsletter mailed to your home	84	48	36	26	28	21	6	3	64	5	3	2	1
	37.3%	39%	35.3%	40.6%	33.7%	40.4%	28.6%	60%	35.6%	83.3%	50.0%	33.3%	50.0%
On the cart provided by hauler	67	36	31	22	23	16	4	2	62	-	1	-	1
	29.8%	29%	30.4%	34.4%	27.7%	30.8%	19.0%	40%	34.4%	16.7%			50.0%
E-mail news	63	34	29	15	25	20	3	-	49	2	3	2	2
	28.0%	28%	28.4%	23.4%	30.1%	38.5%	14.3%		27.2%	33.3%	50.0%	33.3%	100.0%
Social media posts, such as on Facebook, Twitter, and Nextdoor	59	24	35	17	26	13	1	2	48	1	4	-	1
	26.2%	20%	34.3%	26.6%	31.3%	25.0%	4.8%	40%	26.7%	16.7%	66.7%		50.0%
Postings on the County's website	55	28	27	15	17	16	6	1	47	1	2	1	1
	24.4%	23%	26.5%	23.4%	20.5%	30.8%	28.6%	20%	26.1%	16.7%	33.3%	16.7%	50.0%
Postcards	52	30	22	13	26	8	5	-	42	-	3	-	-
	23.1%	24%	21.6%	20.3%	31.3%	15.4%	23.8%		23.3%		50.0%		
Text message alerts	37	20	17	14	13	5	5	-	32	-	1	1	-
	16.4%	16%	16.7%	21.9%	15.7%	9.6%	23.8%		17.8%		16.7%	16.7%	
Short videos	22	10	12	12	5	4	1	-	20	1	-	1	-
	9.8%	8.1%	11.8%	18.8%	6.0%	7.7%	4.8%		11.1%	16.7%		16.7%	
Radio ads	17	9	8	6	9	1	1	-	17	-	-	-	-
	7.6%	7.3%	7.8%	9.4%	10.8%	1.9%	4.8%		9.4%				
TV ads	17	6	11	7	5	5	-	-	14	1	-	1	1
	7.6%	4.9%	10.8%	10.9%	6.0%	9.6%			7.8%	16.7%		16.7%	50.0%
Talking to a person knowledgeable about recycling at a community event	14	9	5	6	4	1	2	1	13	-	1	-	-
	6.2%	7.3%	4.9%	9.4%	4.8%	1.9%	9.5%	20%	7.2%		16.7%		
Internet ads	14	5	9	7	4	2	1	-	11	-	-	1	1
	6.2%	4.1%	8.8%	10.9%	4.8%	3.8%	4.8%		6.1%			16.7%	50.0%

Q26. How would you prefer to receive recycling and disposal information?
 BASE: Total Sample

	GENDER		AGE GROUP					TEXT MODE	ETHNICITY				AMERICAN INDIAN OR ALASKA NATIVE
	TOTAL	MALE	FEMALE	18-29	30-39	40-54	55-64	65+	WHITE/ CAUCASIAN	BLACK/ AFRICAN AMERICAN	ASIAN	HISPANIC	
Ads printed in newspapers	6	4	2	3	2	-	1	-	4	1	-	-	-
	2.7%	3.3%	2.0%	4.7%	2.4%		4.8%		2.2%	16.7%			
Some other way	2	1	1	1	1	-	-	-	2	-	-	-	-
	0.9%	0.8%	1.0%	1.6%	1.2%				1.1%				
Unsure	9	6	3	1	4	3	1	-	6	-	-	-	-
	4.0%	4.9%	2.9%	1.6%	4.8%	5.8%	4.8%		3.3%				
Prefer not to answer	10	4	6	5	2	1	2	-	5	-	-	2	-
	4.4%	3.3%	5.9%	7.8%	2.4%	1.9%	9.5%		2.8%			33.3%	

Q26. How would you prefer to receive recycling and disposal information?
 BASE: Total Sample

	GENDER			AGE GROUP					EMAIL MODE					ETHNICITY			
	TOTAL	MALE	FEMALE	18-29	30-39	40-54	55-64	65+	WHITE/ CAUCASIAN	BLACK/ AFRICAN AMERICAN	ASIAN	HISPANIC	AMERICAN INDIAN OR ALASKA NATIVE				
Total	225	95	130	3	37	43	62	80	187	6	7	6	-				
	100.0	100	100.0	100.0	100.0	100.0	100.0	100	100.0	100.0	100.0	100.0					
Newsletter mailed to your home	125	52	73	2	12	20	34	57	106	2	2	3	-				
	55.6%	55%	56.2%	66.7%	32.4%	46.5%	54.8%	71%	56.7%	33.3%	28.6%	50.0%					
On the cart provided by hauler	83	35	48	1	13	19	22	28	74	2	1	-	-				
	36.9%	37%	36.9%	33.3%	35.1%	44.2%	35.5%	35%	39.6%	33.3%	14.3%						
E-mail news	73	30	43	2	16	14	19	22	63	1	2	1	-				
	32.4%	32%	33.1%	66.7%	43.2%	32.6%	30.6%	28%	33.7%	16.7%	28.6%	16.7%					
Postings on the County's website	66	30	36	-	8	14	20	24	56	2	4	2	-				
	29.3%	32%	27.7%		21.6%	32.6%	32.3%	30%	29.9%	33.3%	57.1%	33.3%					
Postcards	63	26	37	-	12	11	22	18	61	1	1	-	-				
	28.0%	27%	28.5%		32.4%	25.6%	35.5%	22%	32.6%	16.7%	14.3%						
Social media posts, such as on Facebook, Twitter, and Nextdoor	33	7	26	1	9	6	8	9	26	1	2	1	-				
	14.7%	7.4%	20.0%	33.3%	24.3%	14.0%	12.9%	11%	13.9%	16.7%	28.6%	16.7%					
Text message alerts	19	7	12	1	5	3	7	3	14	-	1	-	-				
	8.4%	7.4%	9.2%	33.3%	13.5%	7.0%	11.3%	3.8%	7.5%		14.3%						
Talking to a person knowledgeable about recycling at a community event	19	8	11	-	2	2	5	10	16	1	-	-	-				
	8.4%	8.4%	8.5%		5.4%	4.7%	8.1%	12%	8.6%	16.7%							
TV ads	18	9	9	-	3	1	7	7	18	-	-	-	-				
	8.0%	9.5%	6.9%		8.1%	2.3%	11.3%	8.8%	9.6%								
Ads printed in newspapers	17	7	10	-	-	2	7	8	15	1	-	-	-				
	7.6%	7.4%	7.7%			4.7%	11.3%	10%	8.0%	16.7%							
Short videos	12	6	6	-	1	1	5	5	11	-	-	-	-				
	5.3%	6.3%	4.6%		2.7%	2.3%	8.1%	6.2%	5.9%								
Internet ads	9	4	5	1	1	1	2	4	9	-	-	-	-				
	4.0%	4.2%	3.8%	33.3%	2.7%	2.3%	3.2%	5.0%	4.8%								

Q26. How would you prefer to receive recycling and disposal information?
 BASE: Total Sample

	GENDER		AGE GROUP					EMAIL MODE		ETHNICITY			
	TOTAL	MALE	FEMALE	18-29	30-39	40-54	55-64	65+	WHITE/ CAUCASIAN	BLACK/ AFRICAN AMERICAN	ASIAN	HISPANIC	AMERICAN INDIAN OR ALASKA NATIVE
Radio ads	5	2	3	1	-	-	4	-	5	-	-	-	-
	2.2%	2.1%	2.3%	33.3%			6.5%		2.7%				
Some other way	5	3	2	-	-	1	2	2	5	-	-	-	-
	2.2%	3.2%	1.5%			2.3%	3.2%	2.5%	2.7%				
Unsure	9	4	5	-	2	-	2	5	7	-	-	1	-
	4.0%	4.2%	3.8%		5.4%		3.2%	6.2%	3.7%			16.7%	
Prefer not to answer	8	3	5	-	4	1	1	2	5	-	-	1	-
	3.6%	3.2%	3.8%		10.8%	2.3%	1.6%	2.5%	2.7%			16.7%	

Q27. In which city do you live?
 BASE: Total Sample

	GENDER			AGE GROUP					RENT/OWN		ETHNICITY				LANGUAGE		
	TOTAL	MALE	FEMALE	18-29	30-39	40-54	55-64	65+	OWN	RENT	WHITE/ CAUCASIAN	BLACK/ AFRICAN AMERICAN	ASIAN	HISPANIC	AMERICAN INDIAN OR ALASKA NATIVE	SPANISH	ENGLISH
Total	600	278	322	72	142	145	127	114	477	85	484	15	16	27	3	15	585
	100.0	100	100.0	100.0	100.0	100.0	100.0	100	100	100	100.0	100.0	100.0	100.0	100.0	100.0	100.0
Apple Valley	74	33	41	9	16	19	17	13	56	14	58	1	4	2	2	2	72
	12.3%	12%	12.7%	12.5%	11.3%	13.1%	13.4%	11%	12%	16%	12.0%	6.7%	25.0%	7.4%	66.7%	13.3%	12.3%
Burnsville	82	37	45	16	20	21	12	13	59	15	63	3	2	6	-	4	78
	13.7%	13%	14.0%	22.2%	14.1%	14.5%	9.4%	11%	12%	18%	13.0%	20.0%	12.5%	22.2%	-	26.7%	13.3%
Eagan	95	44	51	10	23	23	28	11	75	14	81	2	3	3	-	1	94
	15.8%	16%	15.8%	13.9%	16.2%	15.9%	22.0%	9.6%	16%	16%	16.7%	13.3%	18.8%	11.1%	-	6.7%	16.1%
Farmington	32	13	19	3	12	8	5	4	28	2	28	-	2	1	-	-	32
	5.3%	4.7%	5.9%	4.2%	8.5%	5.5%	3.9%	3.5%	5.9%	2.4%	5.8%	-	12.5%	3.7%	-	-	5.5%
Lakeville	87	44	43	9	16	22	22	18	79	4	78	-	1	3	-	1	86
	14.5%	16%	13.4%	12.5%	11.3%	15.2%	17.3%	16%	17%	4.7%	16.1%	-	6.2%	11.1%	-	6.7%	14.7%
Lilydale	1	1	-	-	-	-	-	1	-	1	1	-	-	-	-	-	1
	0.2%	0.4%	-	-	-	-	-	0.9%	-	1.2%	0.2%	-	-	-	-	-	0.2%
Hastings	32	16	16	6	8	8	4	6	25	6	26	2	-	1	-	1	31
	5.3%	5.8%	5.0%	8.3%	5.6%	5.5%	3.1%	5.3%	5.2%	7.1%	5.4%	13.3%	-	3.7%	-	6.7%	5.3%
Inver Grove Heights	51	23	28	3	12	9	13	14	36	11	33	6	1	4	-	2	49
	8.5%	8.3%	8.7%	4.2%	8.5%	6.2%	10.2%	12%	7.5%	13%	6.8%	40.0%	6.2%	14.8%	-	13.3%	8.4%
Mendota Heights	28	7	21	6	7	7	3	5	23	2	23	-	-	1	-	1	27
	4.7%	2.5%	6.5%	8.3%	4.9%	4.8%	2.4%	4.4%	4.8%	2.4%	4.8%	-	-	3.7%	-	6.7%	4.6%
Rosemount	29	12	17	3	4	12	6	4	25	1	21	-	1	-	-	-	29
	4.8%	4.3%	5.3%	4.2%	2.8%	8.3%	4.7%	3.5%	5.2%	1.2%	4.3%	-	6.2%	-	-	-	5.0%
South St. Paul	29	15	14	4	6	6	5	8	25	4	22	-	2	3	-	2	27
	4.8%	5.4%	4.3%	5.6%	4.2%	4.1%	3.9%	7.0%	5.2%	4.7%	4.5%	-	12.5%	11.1%	-	13.3%	4.6%
Sunfish Lake	2	1	1	-	-	1	-	1	2	-	1	1	-	-	-	-	2
	0.3%	0.4%	0.3%	-	-	0.7%	-	0.9%	0.4%	-	0.2%	6.7%	-	-	-	-	0.3%
West St. Paul	31	13	18	3	12	3	6	7	22	8	26	-	-	2	1	-	31
	5.2%	4.7%	5.6%	4.2%	8.5%	2.1%	4.7%	6.1%	4.6%	9.4%	5.4%	-	-	7.4%	33.3%	-	5.3%

Q27. In which city do you live?
 BASE: Total Sample

	GENDER			AGE GROUP					RENT/OWN		ETHNICITY				LANGUAGE		
	TOTAL	MALE	FEMALE	18-29	30-39	40-54	55-64	65+	OWN	RENT	WHITE/ CAUCASIAN	BLACK/ AFRICAN AMERICAN	ASIAN	HISPANIC	AMERICAN INDIAN OR ALASKA NATIVE	SPANISH	ENGLISH
Rural township	23 3.8%	16 5.8%	7 2.2%	-	4 2.8%	6 4.1%	5 3.9%	8 7.0%	19 4.0%	3 3.5%	21 4.3%	-	-	-	-	-	23 3.9%
Unincorporated area	1 0.2%	1 0.4%	-	-	-	-	-	1 0.9%	1 0.2%	-	1 0.2%	-	-	-	-	-	1 0.2%
Prefer not to answer	3 0.5%	2 0.7%	1 0.3%	-	2 1.4%	-	1 0.8%	-	2 0.4%	-	1 0.2%	-	-	1 3.7%	-	1 6.7%	2 0.3%

Q27. In which city do you live?
 BASE: Total Sample

	GEOGRAPHIC															
	TOTAL	APPLE VALLEY	BURNSVILLE	EAGAN	FARMINGTON	LAKEVILLE	LILYDALE	HASTINGS	INVER GROVE HEIGHTS	MENDOTA	MENDOTA HEIGHTS	ROSEMOUNT	SOUTH ST. PAUL	SUNFISH LAKE	WEST ST. PAUL	RURAL/ UNINCORPORATED
Total	600	74	82	95	32	87	1	32	51	-	28	29	29	2	31	24
	100.0	100.0	100.0	100.0	100.0	100.0	100.0	100.0	100.0	-	100.0	100.0	100.0	100.0	100.0	100.0
Apple Valley	74	74	-	-	-	-	-	-	-	-	-	-	-	-	-	-
	12.3%	100.0%														
Burnsville	82	-	82	-	-	-	-	-	-	-	-	-	-	-	-	-
	13.7%		100.0%													
Eagan	95	-	-	95	-	-	-	-	-	-	-	-	-	-	-	-
	15.8%			100%												
Farmington	32	-	-	-	32	-	-	-	-	-	-	-	-	-	-	-
	5.3%				100.0%											
Lakeville	87	-	-	-	-	87	-	-	-	-	-	-	-	-	-	-
	14.5%					100.0%										
Lilydale	1	-	-	-	-	-	1	-	-	-	-	-	-	-	-	-
	0.2%						100.0%									
Hastings	32	-	-	-	-	-	-	32	-	-	-	-	-	-	-	-
	5.3%							100.0%								
Inver Grove Heights	51	-	-	-	-	-	-	-	51	-	-	-	-	-	-	-
	8.5%								100.0%							
Mendota Heights	28	-	-	-	-	-	-	-	-	28	-	-	-	-	-	-
	4.7%									100.0%						
Rosemount	29	-	-	-	-	-	-	-	-	-	29	-	-	-	-	-
	4.8%										100.0%					
South St. Paul	29	-	-	-	-	-	-	-	-	-	-	29	-	-	-	-
	4.8%											100.0%				
Sunfish Lake	2	-	-	-	-	-	-	-	-	-	-	-	2	-	-	-
	0.3%												100.0%			
West St. Paul	31	-	-	-	-	-	-	-	-	-	-	-	-	-	31	-
	5.2%														100.0%	



Q27. In which city do you live?
 BASE: Total Sample

	TOTAL	GEOGRAPHIC														RURAL/ UNINCOR PORATED
		APPLE VALLEY	BURNSVILLE	EAGAN	FARMINGTON	LAKEVILLE	LILYDALE	HASTINGS	INVER GROVE HEIGHTS	MENDOTA HEIGHTS	ROSEMOUNT	SOUTH ST.PAUL	SUNFISH LAKE	WEST ST.PAUL		
Rural township	23 3.8%	-	-	-	-	-	-	-	-	-	-	-	-	-	-	23 95.8%
Unincorporated area	1 0.2%	-	-	-	-	-	-	-	-	-	-	-	-	-	-	1 4.2%
Prefer not to answer	3 0.5%	-	-	-	-	-	-	-	-	-	-	-	-	-	-	-

Q27. In which city do you live?
 BASE: Total Sample

	SURVEY TYPE						
	TOTAL	PHONE	LANDLINE	MOBILE	ONLINE	TEXT	EMAIL
Total	600	150	60	90	450	225	225
	100.0	100.0	100.0	100.0	100.0	100	100.0
Apple Valley	74	21	10	11	53	31	22
	12.3%	14.0%	16.7%	12.2%	11.8%	14%	9.8%
Burnsville	82	17	2	15	65	38	27
	13.7%	11.3%	3.3%	16.7%	14.4%	17%	12.0%
Eagan	95	25	8	17	70	35	35
	15.8%	16.7%	13.3%	18.9%	15.6%	16%	15.6%
Farmington	32	8	2	6	24	12	12
	5.3%	5.3%	3.3%	6.7%	5.3%	5.3%	5.3%
Lakeville	87	20	9	11	67	25	42
	14.5%	13.3%	15.0%	12.2%	14.9%	11%	18.7%
Lilydale	1	1	-	1	-	-	-
	0.2%	0.7%		1.1%			
Hastings	32	8	3	5	24	13	11
	5.3%	5.3%	5.0%	5.6%	5.3%	5.8%	4.9%
Inver Grove Heights	51	14	5	9	37	14	23
	8.5%	9.3%	8.3%	10.0%	8.2%	6.2%	10.2%
Mendota Heights	28	5	2	3	23	16	7
	4.7%	3.3%	3.3%	3.3%	5.1%	7.1%	3.1%
Rosemount	29	5	4	1	24	11	13
	4.8%	3.3%	6.7%	1.1%	5.3%	4.9%	5.8%
South St. Paul	29	10	5	5	19	10	9
	4.8%	6.7%	8.3%	5.6%	4.2%	4.4%	4.0%
Sunfish Lake	2	-	-	-	2	1	1
	0.3%				0.4%	0.4%	0.4%
West St. Paul	31	8	5	3	23	11	12
	5.2%	5.3%	8.3%	3.3%	5.1%	4.9%	5.3%
Rural township	23	7	5	2	16	7	9
	3.8%	4.7%	8.3%	2.2%	3.6%	3.1%	4.0%

Q27. In which city do you live?
 BASE: Total Sample

	SURVEY TYPE						
	TOTAL	PHONE	LANDLINE	MOBILE	ONLINE	TEXT	EMAIL
Unincorporated area	1 0.2%	-	-	-	1 0.2%	-	1 0.4%
Prefer not to answer	3 0.5%	1 0.7%	-	1 1.1%	2 0.4%	1 0.4%	1 0.4%

Q27. In which city do you live?
 BASE: Total Sample

	GENDER			AGE GROUP					PHONE MODE	ETHNICITY			
	TOTAL	MALE	FEMALE	18-29	30-39	40-54	55-64	65+	WHITE/ CAUCASIAN	BLACK/ AFRICAN AMERICAN	ASIAN	HISPANIC	AMERICAN INDIAN OR ALASKA NATIVE
Total	150	60	90	5	22	50	44	29	117	3	3	15	1
	100.0	100	100.0	100.0	100.0	100.0	100.0	100	100.0	100.0	100.0	100.0	100.0
Apple Valley	21	7	14	-	4	9	4	4	16	1	1	2	-
	14.0%	12%	15.6%		18.2%	18.0%	9.1%	14%	13.7%	33.3%	33.3%	13.3%	
Burnsville	17	5	12	1	1	8	5	2	14	-	-	3	-
	11.3%	8.3%	13.3%	20.0%	4.5%	16.0%	11.4%	6.9%	12.0%			20.0%	
Eagan	25	11	14	-	6	5	10	4	19	-	1	2	-
	16.7%	18%	15.6%		27.3%	10.0%	22.7%	14%	16.2%		33.3%	13.3%	
Farmington	8	3	5	-	1	4	3	-	8	-	-	-	-
	5.3%	5.0%	5.6%		4.5%	8.0%	6.8%		6.8%				
Lakeville	20	9	11	1	2	8	6	3	18	-	1	1	-
	13.3%	15%	12.2%	20.0%	9.1%	16.0%	13.6%	10%	15.4%		33.3%	6.7%	
Lilydale	1	1	-	-	-	-	-	1	1	-	-	-	-
	0.7%	1.7%						3.4%	0.9%				
Hastings	8	3	5	1	1	3	2	1	6	1	-	1	-
	5.3%	5.0%	5.6%	20.0%	4.5%	6.0%	4.5%	3.4%	5.1%	33.3%		6.7%	
Inver Grove Heights	14	5	9	1	1	5	5	2	10	1	-	1	-
	9.3%	8.3%	10.0%	20.0%	4.5%	10.0%	11.4%	6.9%	8.5%	33.3%		6.7%	
Mendota Heights	5	2	3	-	1	3	-	1	3	-	-	1	-
	3.3%	3.3%	3.3%		4.5%	6.0%		3.4%	2.6%			6.7%	
Rosemount	5	3	2	-	1	2	1	1	2	-	-	-	-
	3.3%	5.0%	2.2%		4.5%	4.0%	2.3%	3.4%	1.7%				
South St. Paul	10	5	5	1	-	3	2	4	8	-	-	2	-
	6.7%	8.3%	5.6%	20.0%		6.0%	4.5%	14%	6.8%			13.3%	
West St. Paul	8	3	5	-	2	-	2	4	5	-	-	1	1
	5.3%	5.0%	5.6%		9.1%		4.5%	14%	4.3%			6.7%	100.0%
Rural township	7	2	5	-	1	-	4	2	7	-	-	-	-
	4.7%	3.3%	5.6%		4.5%		9.1%	6.9%	6.0%				

Q27. In which city do you live?
 BASE: Total Sample

	GENDER		AGE GROUP					PHONE MODE	ETHNICITY				AMERICAN INDIAN OR ALASKA NATIVE	
	TOTAL	MALE	FEMALE	18-29	30-39	40-54	55-64	65+	WHITE/ CAUCASIAN	BLACK/ AFRICAN AMERICAN	ASIAN	HISPANIC		
Prefer not to answer	1	1	-	-	1	-	-	-	-	-	-	-	1	-
	0.7%	1.7%			4.5%								6.7%	

Q27. In which city do you live?
 BASE: Total Sample

	GENDER			AGE GROUP					LANDLINE MODE				ETHNICITY			
	TOTAL	MALE	FEMALE	18-29	30-39	40-54	55-64	65+	WHITE/ CAUCASIAN	BLACK/ AFRICAN AMERICAN	ASIAN	HISPANIC	AMERICAN INDIAN OR ALASKA NATIVE			
Total	60	19	41	-	9	9	19	23	50	1	2	2	-			
	100.0	100	100.0		100.0	100.0	100.0	100	100.0	100.0	100.0	100.0				
Apple Valley	10	2	8	-	3	-	3	4	8	-	1	-	-			
	16.7%	11%	19.5%		33.3%		15.8%	17%	16.0%		50.0%					
Burnsville	2	-	2	-	-	1	-	1	2	-	-	-	-			
	3.3%		4.9%			11.1%		4.3%	4.0%							
Eagan	8	4	4	-	-	1	3	4	7	-	-	1	-			
	13.3%	21%	9.8%			11.1%	15.8%	17%	14.0%			50.0%				
Farmington	2	1	1	-	-	2	-	-	2	-	-	-	-			
	3.3%	5.3%	2.4%			22.2%			4.0%							
Lakeville	9	1	8	-	1	2	4	2	8	-	1	-	-			
	15.0%	5.3%	19.5%		11.1%	22.2%	21.1%	8.7%	16.0%		50.0%					
Hastings	3	-	3	-	-	1	1	1	3	-	-	-	-			
	5.0%		7.3%			11.1%	5.3%	4.3%	6.0%							
Inver Grove Heights	5	1	4	-	1	1	1	2	3	1	-	-	-			
	8.3%	5.3%	9.8%		11.1%	11.1%	5.3%	8.7%	6.0%	100.0%						
Mendota Heights	2	1	1	-	1	-	-	1	2	-	-	-	-			
	3.3%	5.3%	2.4%		11.1%			4.3%	4.0%							
Rosemount	4	3	1	-	1	1	1	1	1	-	-	-	-			
	6.7%	16%	2.4%		11.1%	11.1%	5.3%	4.3%	2.0%							
South St. Paul	5	2	3	-	-	-	2	3	4	-	-	1	-			
	8.3%	11%	7.3%				10.5%	13%	8.0%			50.0%				
West St. Paul	5	3	2	-	2	-	-	3	5	-	-	-	-			
	8.3%	16%	4.9%		22.2%			13%	10.0%							
Rural township	5	1	4	-	-	-	4	1	5	-	-	-	-			
	8.3%	5.3%	9.8%				21.1%	4.3%	10.0%							

Q27. In which city do you live?
 BASE: Total Sample

	GENDER		AGE GROUP						CELL-PHONE MODE		ETHNICITY			
	TOTAL	MALE	FEMALE	18-29	30-39	40-54	55-64	65+	WHITE/ CAUCASIAN	BLACK/ AFRICAN AMERICAN	ASIAN	HISPANIC	AMERICAN INDIAN OR ALASKA NATIVE	
Total	90	41	49	5	13	41	25	6	67	2	1	13	1	
	100.0	100	100.0	100.0	100.0	100.0	100.0	100	100.0	100.0	100.0	100.0	100.0	
Apple Valley	11	5	6	-	1	9	1	-	8	1	-	2	-	
	12.2%	12%	12.2%		7.7%	22.0%	4.0%		11.9%	50.0%		15.4%		
Burnsville	15	5	10	1	1	7	5	1	12	-	-	3	-	
	16.7%	12%	20.4%	20.0%	7.7%	17.1%	20.0%	17%	17.9%			23.1%		
Eagan	17	7	10	-	6	4	7	-	12	-	1	1	-	
	18.9%	17%	20.4%		46.2%	9.8%	28.0%		17.9%		100%	7.7%		
Farmington	6	2	4	-	1	2	3	-	6	-	-	-	-	
	6.7%	4.9%	8.2%		7.7%	4.9%	12.0%		9.0%					
Lakeville	11	8	3	1	1	6	2	1	10	-	-	1	-	
	12.2%	20%	6.1%	20.0%	7.7%	14.6%	8.0%	17%	14.9%			7.7%		
Lilydale	1	1	-	-	-	-	-	1	1	-	-	-	-	
	1.1%	2.4%						17%	1.5%					
Hastings	5	3	2	1	1	2	1	-	3	1	-	1	-	
	5.6%	7.3%	4.1%	20.0%	7.7%	4.9%	4.0%		4.5%	50.0%		7.7%		
Inver Grove Heights	9	4	5	1	-	4	4	-	7	-	-	1	-	
	10.0%	9.8%	10.2%	20.0%		9.8%	16.0%		10.4%			7.7%		
Mendota Heights	3	1	2	-	-	3	-	-	1	-	-	1	-	
	3.3%	2.4%	4.1%			7.3%			1.5%			7.7%		
Rosemount	1	-	1	-	-	1	-	-	1	-	-	-	-	
	1.1%		2.0%			2.4%			1.5%					
South St. Paul	5	3	2	1	-	3	-	1	4	-	-	1	-	
	5.6%	7.3%	4.1%	20.0%		7.3%		17%	6.0%			7.7%		
West St. Paul	3	-	3	-	-	-	2	1	-	-	-	1	1	
	3.3%		6.1%				8.0%	17%				7.7%	100.0%	
Rural township	2	1	1	-	1	-	-	1	2	-	-	-	-	
	2.2%	2.4%	2.0%		7.7%			17%	3.0%					

Q27. In which city do you live?
 BASE: Total Sample

	GENDER		AGE GROUP					CELL-PHONE MODE	ETHNICITY				AMERICAN INDIAN OR ALASKA NATIVE	
	TOTAL	MALE	FEMALE	18-29	30-39	40-54	55-64	65+	WHITE/ CAUCASIAN	BLACK/ AFRICAN AMERICAN	ASIAN	HISPANIC		
Prefer not to answer	1	1	-	-	1	-	-	-	-	-	-	-	1	-
	1.1%	2.4%			7.7%								7.7%	

Q27. In which city do you live?
 BASE: Total Sample

	GENDER			AGE GROUP					ONLINE MODE	ETHNICITY			
	TOTAL	MALE	FEMALE	18-29	30-39	40-54	55-64	65+	WHITE/ CAUCASIAN	BLACK/ AFRICAN AMERICAN	ASIAN	HISPANIC	AMERICAN INDIAN OR ALASKA NATIVE
Total	450	218	232	67	120	95	83	85	367	12	13	12	2
	100.0	100	100.0	100.0	100.0	100.0	100.0	100	100.0	100.0	100.0	100.0	100.0
Apple Valley	53	26	27	9	12	10	13	9	42	-	3	-	2
	11.8%	12%	11.6%	13.4%	10.0%	10.5%	15.7%	11%	11.4%		23.1%		100.0%
Burnsville	65	32	33	15	19	13	7	11	49	3	2	3	-
	14.4%	15%	14.2%	22.4%	15.8%	13.7%	8.4%	13%	13.4%	25.0%	15.4%	25.0%	
Eagan	70	33	37	10	17	18	18	7	62	2	2	1	-
	15.6%	15%	15.9%	14.9%	14.2%	18.9%	21.7%	8.2%	16.9%	16.7%	15.4%	8.3%	
Farmington	24	10	14	3	11	4	2	4	20	-	2	1	-
	5.3%	4.6%	6.0%	4.5%	9.2%	4.2%	2.4%	4.7%	5.4%		15.4%	8.3%	
Lakeville	67	35	32	8	14	14	16	15	60	-	-	2	-
	14.9%	16%	13.8%	11.9%	11.7%	14.7%	19.3%	18%	16.3%			16.7%	
Hastings	24	13	11	5	7	5	2	5	20	1	-	-	-
	5.3%	6.0%	4.7%	7.5%	5.8%	5.3%	2.4%	5.9%	5.4%	8.3%			
Inver Grove Heights	37	18	19	2	11	4	8	12	23	5	1	3	-
	8.2%	8.3%	8.2%	3.0%	9.2%	4.2%	9.6%	14%	6.3%	41.7%	7.7%	25.0%	
Mendota Heights	23	5	18	6	6	4	3	4	20	-	-	-	-
	5.1%	2.3%	7.8%	9.0%	5.0%	4.2%	3.6%	4.7%	5.4%				
Rosemount	24	9	15	3	3	10	5	3	19	-	1	-	-
	5.3%	4.1%	6.5%	4.5%	2.5%	10.5%	6.0%	3.5%	5.2%		7.7%		
South St. Paul	19	10	9	3	6	3	3	4	14	-	2	1	-
	4.2%	4.6%	3.9%	4.5%	5.0%	3.2%	3.6%	4.7%	3.8%		15.4%	8.3%	
Sunfish Lake	2	1	1	-	-	1	-	1	1	1	-	-	-
	0.4%	0.5%	0.4%			1.1%		1.2%	0.3%	8.3%			
West St. Paul	23	10	13	3	10	3	4	3	21	-	-	1	-
	5.1%	4.6%	5.6%	4.5%	8.3%	3.2%	4.8%	3.5%	5.7%			8.3%	
Rural township	16	14	2	-	3	6	1	6	14	-	-	-	-
	3.6%	6.4%	0.9%		2.5%	6.3%	1.2%	7.1%	3.8%				

Q27. In which city do you live?
 BASE: Total Sample

	GENDER		AGE GROUP					ONLINE MODE	ETHNICITY				
	TOTAL	MALE	FEMALE	18-29	30-39	40-54	55-64	65+	WHITE/ CAUCASIAN	BLACK/ AFRICAN AMERICAN	ASIAN	HISPANIC	AMERICAN INDIAN OR ALASKA NATIVE
Unincorporated area	1	1	-	-	-	-	-	1	1	-	-	-	-
	0.2%	0.5%						1.2%	0.3%				
Prefer not to answer	2	1	1	-	1	-	1	-	1	-	-	-	-
	0.4%	0.5%	0.4%		0.8%		1.2%		0.3%				

Q27. In which city do you live?
 BASE: Total Sample

	GENDER			AGE GROUP					TEXT MODE	ETHNICITY			
	TOTAL	MALE	FEMALE	18-29	30-39	40-54	55-64	65+	WHITE/ CAUCASIAN	BLACK/ AFRICAN AMERICAN	ASIAN	HISPANIC	AMERICAN INDIAN OR ALASKA NATIVE
Total	225	123	102	64	83	52	21	5	180	6	6	6	2
	100.0	100	100.0	100.0	100.0	100.0	100.0	100	100.0	100.0	100.0	100.0	100.0
Apple Valley	31	15	16	8	10	7	5	1	21	-	3	-	2
	13.8%	12%	15.7%	12.5%	12.0%	13.5%	23.8%	20%	11.7%		50.0%		100.0%
Burnsville	38	20	18	14	12	8	3	1	26	3	1	2	-
	16.9%	16%	17.6%	21.9%	14.5%	15.4%	14.3%	20%	14.4%	50.0%	16.7%	33.3%	
Eagan	35	21	14	10	11	9	5	-	31	2	-	1	-
	15.6%	17%	13.7%	15.6%	13.3%	17.3%	23.8%		17.2%	33.3%		16.7%	
Farmington	12	5	7	3	7	1	1	-	11	-	1	-	-
	5.3%	4.1%	6.9%	4.7%	8.4%	1.9%	4.8%		6.1%		16.7%		
Lakeville	25	14	11	8	8	7	2	-	21	-	-	1	-
	11.1%	11%	10.8%	12.5%	9.6%	13.5%	9.5%		11.7%			16.7%	
Hastings	13	8	5	5	4	2	1	1	9	1	-	-	-
	5.8%	6.5%	4.9%	7.8%	4.8%	3.8%	4.8%	20%	5.0%	16.7%			
Inver Grove Heights	14	9	5	2	10	1	-	1	11	-	-	1	-
	6.2%	7.3%	4.9%	3.1%	12.0%	1.9%		20%	6.1%			16.7%	
Mendota Heights	16	4	12	5	6	4	1	-	15	-	-	-	-
	7.1%	3.3%	11.8%	7.8%	7.2%	7.7%	4.8%		8.3%				
Rosemount	11	5	6	3	1	6	1	-	10	-	-	-	-
	4.9%	4.1%	5.9%	4.7%	1.2%	11.5%	4.8%		5.6%				
South St. Paul	10	7	3	3	5	-	1	1	6	-	1	1	-
	4.4%	5.7%	2.9%	4.7%	6.0%		4.8%	20%	3.3%		16.7%	16.7%	
Sunfish Lake	1	-	1	-	-	1	-	-	1	-	-	-	-
	0.4%		1.0%			1.9%			0.6%				
West St. Paul	11	8	3	3	5	2	1	-	11	-	-	-	-
	4.9%	6.5%	2.9%	4.7%	6.0%	3.8%	4.8%		6.1%				
Rural township	7	7	-	-	3	4	-	-	6	-	-	-	-
	3.1%	5.7%			3.6%	7.7%			3.3%				

Q27. In which city do you live?
 BASE: Total Sample

	GENDER		AGE GROUP					TEXT MODE	ETHNICITY				
	TOTAL	MALE	FEMALE	18-29	30-39	40-54	55-64	65+	WHITE/ CAUCASIAN	BLACK/ AFRICAN AMERICAN	ASIAN	HISPANIC	AMERICAN INDIAN OR ALASKA NATIVE
Prefer not to answer	1	-	1	-	1	-	-	-	1	-	-	-	-
	0.4%		1.0%		1.2%				0.6%				

Q27. In which city do you live?
 BASE: Total Sample

	GENDER			AGE GROUP					EMAIL MODE	ETHNICITY			
	TOTAL	MALE	FEMALE	18-29	30-39	40-54	55-64	65+	WHITE/ CAUCASIAN	BLACK/ AFRICAN AMERICAN	ASIAN	HISPANIC	AMERICAN INDIAN OR ALASKA NATIVE
Total	225	95	130	3	37	43	62	80	187	6	7	6	-
	100.0	100	100.0	100.0	100.0	100.0	100.0	100	100.0	100.0	100.0	100.0	-
Apple Valley	22	11	11	1	2	3	8	8	21	-	-	-	-
	9.8%	12%	8.5%	33.3%	5.4%	7.0%	12.9%	10%	11.2%				
Burnsville	27	12	15	1	7	5	4	10	23	-	1	1	-
	12.0%	13%	11.5%	33.3%	18.9%	11.6%	6.5%	12%	12.3%		14.3%	16.7%	
Eagan	35	12	23	-	6	9	13	7	31	-	2	-	-
	15.6%	13%	17.7%		16.2%	20.9%	21.0%	8.8%	16.6%		28.6%		
Farmington	12	5	7	-	4	3	1	4	9	-	1	1	-
	5.3%	5.3%	5.4%		10.8%	7.0%	1.6%	5.0%	4.8%		14.3%	16.7%	
Lakeville	42	21	21	-	6	7	14	15	39	-	-	1	-
	18.7%	22%	16.2%		16.2%	16.3%	22.6%	19%	20.9%			16.7%	
Hastings	11	5	6	-	3	3	1	4	11	-	-	-	-
	4.9%	5.3%	4.6%		8.1%	7.0%	1.6%	5.0%	5.9%				
Inver Grove Heights	23	9	14	-	1	3	8	11	12	5	1	2	-
	10.2%	9.5%	10.8%		2.7%	7.0%	12.9%	14%	6.4%	83.3%	14.3%	33.3%	
Mendota Heights	7	1	6	1	-	-	2	4	5	-	-	-	-
	3.1%	1.1%	4.6%	33.3%			3.2%	5.0%	2.7%				
Rosemount	13	4	9	-	2	4	4	3	9	-	1	-	-
	5.8%	4.2%	6.9%		5.4%	9.3%	6.5%	3.8%	4.8%		14.3%		
South St. Paul	9	3	6	-	1	3	2	3	8	-	1	-	-
	4.0%	3.2%	4.6%		2.7%	7.0%	3.2%	3.8%	4.3%		14.3%		
Sunfish Lake	1	1	-	-	-	-	-	1	-	1	-	-	-
	0.4%	1.1%						1.2%		16.7%			
West St. Paul	12	2	10	-	5	1	3	3	10	-	-	1	-
	5.3%	2.1%	7.7%		13.5%	2.3%	4.8%	3.8%	5.3%			16.7%	
Rural township	9	7	2	-	-	2	1	6	8	-	-	-	-
	4.0%	7.4%	1.5%			4.7%	1.6%	7.5%	4.3%				

Q27. In which city do you live?
 BASE: Total Sample

	GENDER		AGE GROUP					EMAIL MODE	ETHNICITY				
	TOTAL	MALE	FEMALE	18-29	30-39	40-54	55-64	65+	WHITE/ CAUCASIAN	BLACK/ AFRICAN AMERICAN	ASIAN	HISPANIC	AMERICAN INDIAN OR ALASKA NATIVE
Unincorporated area	1	1	-	-	-	-	-	1	1	-	-	-	-
	0.4%	1.1%						1.2%	0.5%				
Prefer not to answer	1	1	-	-	-	-	1	-	-	-	-	-	-
	0.4%	1.1%					1.6%						

Q28. Do you own or rent your residence? Do you live in a home, condo, townhome or something else?
 BASE: Total Sample

	GENDER		AGE GROUP					RENT/OWN		ETHNICITY				LANGUAGE			
	TOTAL	MALE	FEMALE	18-29	30-39	40-54	55-64	65+	OWN	RENT	WHITE/ CAUCASIAN	BLACK/ AFRICAN AMERICAN	ASIAN	HISPANIC	AMERICAN INDIAN OR ALASKA NATIVE	SPANISH	ENGLISH
Total	600	278	322	72	142	145	127	114	477	85	484	15	16	27	3	15	585
	100.0	100	100.0	100.0	100.0	100.0	100.0	100	100	100	100.0	100.0	100.0	100.0	100.0	100.0	100.0
Own, detached single-family home	380	186	194	40	99	97	70	74	380	-	317	5	11	15	1	10	370
	63.3%	67%	60.2%	55.6%	69.7%	66.9%	55.1%	65%	80%	-	65.5%	33.3%	68.8%	55.6%	33.3%	66.7%	63.2%
Own, non-single family home like a condominium, townhome or apartment	97	35	62	6	12	23	29	27	97	-	86	1	4	2	-	1	96
	16.2%	13%	19.3%	8.3%	8.5%	15.9%	22.8%	24%	20%	-	17.8%	6.7%	25.0%	7.4%	-	6.7%	16.4%
Rent, detached single-family home	11	7	4	3	2	6	-	-	-	11	7	1	-	2	1	2	9
	1.8%	2.5%	1.2%	4.2%	1.4%	4.1%	-	-	-	13%	1.4%	6.7%	-	7.4%	33.3%	13.3%	1.5%
Rent, non-single family home like a condominium, townhome or apartment	74	31	43	15	17	15	18	9	-	74	52	7	1	5	1	2	72
	12.3%	11%	13.4%	20.8%	12.0%	10.3%	14.2%	7.9%	-	87%	10.7%	46.7%	6.2%	18.5%	33.3%	13.3%	12.3%
Other	10	5	5	1	3	-	3	3	-	-	7	-	-	1	-	-	10
	1.7%	1.8%	1.6%	1.4%	2.1%	-	2.4%	2.6%	-	-	1.4%	-	-	3.7%	-	-	1.7%
Prefer not to answer	28	14	14	7	9	4	7	1	-	-	15	1	-	2	-	-	28
	4.7%	5.0%	4.3%	9.7%	6.3%	2.8%	5.5%	0.9%	-	-	3.1%	6.7%	-	7.4%	-	-	4.8%

Q28. Do you own or rent your residence? Do you live in a home, condo, townhome or something else?
 BASE: Total Sample

	GEOGRAPHIC															
	TOTAL	APPLE VALLEY	BURNSVILLE	EAGAN	FARMINGTON	LAKEVILLE	LILYDALE	HASTINGS	INVER GROVE HEIGHTS	MENDOTA	MENDOTA HEIGHTS	ROSEMOUNT	SOUTH ST. PAUL	SUNFISH LAKE	WEST ST. PAUL	RURAL/ UNINCORPORATED
Total	600 100.0	74 100.0	82 100.0	95 100.0	32 100.0	87 100.0	1 100.0	32 100.0	51 100.0	-	28 100.0	29 100.0	29 100.0	2 100.0	31 100.0	24 100.0
Own, detached single-family home	380 63.3%	36 48.6%	48 58.5%	52 54.7%	20 62.5%	66 75.9%	-	21 65.6%	29 56.9%	-	20 71.4%	20 69.0%	25 86.2%	2 100.0%	20 64.5%	19 79.2%
Own, non-single family home like a condominium, townhome or apartment	97 16.2%	20 27.0%	11 13.4%	23 24.2%	8 25.0%	13 14.9%	-	4 12.5%	7 13.7%	-	3 10.7%	5 17.2%	-	-	2 6.5%	1 4.2%
Rent, detached single-family home	11 1.8%	2 2.7%	1 1.2%	-	1 3.1%	2 2.3%	-	2 6.2%	-	-	-	-	1 3.4%	-	-	2 8.3%
Rent, non-single family home like a condominium, townhome or apartment	74 12.3%	12 16.2%	14 17.1%	14 14.7%	1 3.1%	2 2.3%	1 100.0%	4 12.5%	11 21.6%	-	2 7.1%	1 3.4%	3 10.3%	-	8 25.8%	1 4.2%
Other	10 1.7%	-	1 1.2%	2 2.1%	-	-	-	1 3.1%	3 5.9%	-	1 3.6%	2 6.9%	-	-	-	-
Prefer not to answer	28 4.7%	4 5.4%	7 8.5%	4 4.2%	2 6.2%	4 4.6%	-	-	1 2.0%	-	2 7.1%	1 3.4%	-	-	1 3.2%	1 4.2%

Q28. Do you own or rent your residence? Do you live in a home, condo, townhome or something else?
 BASE: Total Sample

	SURVEY TYPE						
	TOTAL	PHONE	LANDLINE	MOBILE	ONLINE	TEXT	EMAIL
Total	600	150	60	90	450	225	225
	100.0	100.0	100.0	100.0	100.0	100	100.0
Own, detached single-family home	380	97	43	54	283	137	146
	63.3%	64.7%	71.7%	60.0%	62.9%	61%	64.9%
Own, non-single family home like a condominium, townhome or apartment	97	25	9	16	72	20	52
	16.2%	16.7%	15.0%	17.8%	16.0%	8.9%	23.1%
Rent, detached single-family home	11	3	-	3	8	8	-
	1.8%	2.0%		3.3%	1.8%	3.6%	
Rent, non-single family home like a condominium, townhome or apartment	74	17	5	12	57	38	19
	12.3%	11.3%	8.3%	13.3%	12.7%	17%	8.4%
Other	10	3	2	1	7	3	4
	1.7%	2.0%	3.3%	1.1%	1.6%	1.3%	1.8%
Prefer not to answer	28	5	1	4	23	19	4
	4.7%	3.3%	1.7%	4.4%	5.1%	8.4%	1.8%

Q28. Do you own or rent your residence? Do you live in a home, condo, townhome or something else?
 BASE: Total Sample

	GENDER			AGE GROUP					PHONE MODE	ETHNICITY			
	TOTAL	MALE	FEMALE	18-29	30-39	40-54	55-64	65+	WHITE/ CAUCASIAN	BLACK/ AFRICAN AMERICAN	ASIAN	HISPANIC	AMERICAN INDIAN OR ALASKA NATIVE
Total	150	60	90	5	22	50	44	29	117	3	3	15	1
	100.0	100	100.0	100.0	100.0	100.0	100.0	100	100.0	100.0	100.0	100.0	100.0
Own, detached single-family home	97	45	52	4	15	37	19	22	80	1	1	9	-
	64.7%	75%	57.8%	80.0%	68.2%	74.0%	43.2%	76%	68.4%	33.3%	33.3%	60.0%	-
Own, non-single family home like a condominium, townhome or apartment	25	6	19	-	3	7	11	4	21	-	2	1	-
	16.7%	10%	21.1%	-	13.6%	14.0%	25.0%	14%	17.9%	-	66.7%	6.7%	-
Rent, detached single-family home	3	1	2	-	1	2	-	-	1	-	-	2	-
	2.0%	1.7%	2.2%	-	4.5%	4.0%	-	-	0.9%	-	-	13.3%	-
Rent, non-single family home like a condominium, townhome or apartment	17	6	11	1	1	4	8	3	9	2	-	3	1
	11.3%	10%	12.2%	20.0%	4.5%	8.0%	18.2%	10%	7.7%	66.7%	-	20.0%	100.0%
Other	3	1	2	-	1	-	2	-	3	-	-	-	-
	2.0%	1.7%	2.2%	-	4.5%	-	4.5%	-	2.6%	-	-	-	-
Prefer not to answer	5	1	4	-	1	-	4	-	3	-	-	-	-
	3.3%	1.7%	4.4%	-	4.5%	-	9.1%	-	2.6%	-	-	-	-

Q28. Do you own or rent your residence? Do you live in a home, condo, townhome or something else?
 BASE: Total Sample

	GENDER			AGE GROUP					LANDLINE MODE		ETHNICITY			
	TOTAL	MALE	FEMALE	18-29	30-39	40-54	55-64	65+	WHITE/ CAUCASIAN	BLACK/ AFRICAN AMERICAN	ASIAN	HISPANIC	AMERICAN INDIAN OR ALASKA NATIVE	
Total	60	19	41	-	9	9	19	23	50	1	2	2	-	
	100.0	100	100.0		100.0	100.0	100.0	100	100.0	100.0	100.0	100.0		
Own, detached single-family home	43	15	28	-	7	8	10	18	37	-	1	1	-	
	71.7%	79%	68.3%		77.8%	88.9%	52.6%	78%	74.0%		50.0%	50.0%		
Own, non-single family home like a condominium, townhome or apartment	9	2	7	-	-	1	5	3	8	-	1	-	-	
	15.0%	11%	17.1%			11.1%	26.3%	13%	16.0%		50.0%			
Rent, non-single family home like a condominium, townhome or apartment	5	2	3	-	1	-	2	2	2	1	-	1	-	
	8.3%	11%	7.3%		11.1%		10.5%	8.7%	4.0%	100.0%		50.0%		
Other	2	-	2	-	1	-	1	-	2	-	-	-	-	
	3.3%		4.9%		11.1%		5.3%		4.0%					
Prefer not to answer	1	-	1	-	-	-	1	-	1	-	-	-	-	
	1.7%		2.4%				5.3%		2.0%					

Q28. Do you own or rent your residence? Do you live in a home, condo, townhome or something else?
 BASE: Total Sample

	GENDER			AGE GROUP					CELL-PHONE MODE		ETHNICITY			AMERICAN INDIAN OR ALASKA NATIVE
	TOTAL	MALE	FEMALE	18-29	30-39	40-54	55-64	65+	WHITE/ CAUCASIAN	BLACK/ AFRICAN AMERICAN	ASIAN	HISPANIC		
Total	90	41	49	5	13	41	25	6	67	2	1	13	1	
	100.0	100	100.0	100.0	100.0	100.0	100.0	100	100.0	100.0	100.0	100.0	100.0	
Own, detached single-family home	54	30	24	4	8	29	9	4	43	1	-	8	-	
	60.0%	73%	49.0%	80.0%	61.5%	70.7%	36.0%	67%	64.2%	50.0%		61.5%		
Own, non-single family home like a condominium, townhome or apartment	16	4	12	-	3	6	6	1	13	-	1	1	-	
	17.8%	9.8%	24.5%		23.1%	14.6%	24.0%	17%	19.4%		100%	7.7%		
Rent, detached single-family home	3	1	2	-	1	2	-	-	1	-	-	2	-	
	3.3%	2.4%	4.1%		7.7%	4.9%			1.5%			15.4%		
Rent, non-single family home like a condominium, townhome or apartment	12	4	8	1	-	4	6	1	7	1	-	2	1	
	13.3%	9.8%	16.3%	20.0%		9.8%	24.0%	17%	10.4%	50.0%		15.4%	100.0%	
Other	1	1	-	-	-	-	1	-	1	-	-	-	-	
	1.1%	2.4%					4.0%		1.5%					
Prefer not to answer	4	1	3	-	1	-	3	-	2	-	-	-	-	
	4.4%	2.4%	6.1%		7.7%		12.0%		3.0%					

Q28. Do you own or rent your residence? Do you live in a home, condo, townhome or something else?
 BASE: Total Sample

	GENDER			AGE GROUP					ONLINE MODE	ETHNICITY			
	TOTAL	MALE	FEMALE	18-29	30-39	40-54	55-64	65+	WHITE/ CAUCASIAN	BLACK/ AFRICAN AMERICAN	ASIAN	HISPANIC	AMERICAN INDIAN OR ALASKA NATIVE
Total	450	218	232	67	120	95	83	85	367	12	13	12	2
	100.0	100	100.0	100.0	100.0	100.0	100.0	100	100.0	100.0	100.0	100.0	100.0
Own, detached single-family home	283	141	142	36	84	60	51	52	237	4	10	6	1
	62.9%	65%	61.2%	53.7%	70.0%	63.2%	61.4%	61%	64.6%	33.3%	76.9%	50.0%	50.0%
Own, non-single family home like a condominium, townhome or apartment	72	29	43	6	9	16	18	23	65	1	2	1	-
	16.0%	13%	18.5%	9.0%	7.5%	16.8%	21.7%	27%	17.7%	8.3%	15.4%	8.3%	-
Rent, detached single-family home	8	6	2	3	1	4	-	-	6	1	-	-	1
	1.8%	2.8%	0.9%	4.5%	0.8%	4.2%	-	-	1.6%	8.3%	-	-	50.0%
Rent, non-single family home like a condominium, townhome or apartment	57	25	32	14	16	11	10	6	43	5	1	2	-
	12.7%	11%	13.8%	20.9%	13.3%	11.6%	12.0%	7.1%	11.7%	41.7%	7.7%	16.7%	-
Other	7	4	3	1	2	-	1	3	4	-	-	1	-
	1.6%	1.8%	1.3%	1.5%	1.7%	-	1.2%	3.5%	1.1%	-	-	8.3%	-
Prefer not to answer	23	13	10	7	8	4	3	1	12	1	-	2	-
	5.1%	6.0%	4.3%	10.4%	6.7%	4.2%	3.6%	1.2%	3.3%	8.3%	-	16.7%	-

Q28. Do you own or rent your residence? Do you live in a home, condo, townhome or something else?
 BASE: Total Sample

	GENDER		AGE GROUP					TEXT MODE	ETHNICITY				AMERICAN INDIAN OR ALASKA NATIVE
	TOTAL	MALE	FEMALE	18-29	30-39	40-54	55-64	65+	WHITE/ CAUCASIAN	BLACK/ AFRICAN AMERICAN	ASIAN	HISPANIC	
Total	225	123	102	64	83	52	21	5	180	6	6	6	2
	100.0	100	100.0	100.0	100.0	100.0	100.0	100	100.0	100.0	100.0	100.0	100.0
Own, detached single-family home	137	77	60	35	60	31	10	1	117	2	5	1	1
	60.9%	63%	58.8%	54.7%	72.3%	59.6%	47.6%	20%	65.0%	33.3%	83.3%	16.7%	50.0%
Own, non-single family home like a condominium, townhome or apartment	20	9	11	5	3	5	5	2	17	-	-	-	-
	8.9%	7.3%	10.8%	7.8%	3.6%	9.6%	23.8%	40%	9.4%				
Rent, detached single-family home	8	6	2	3	1	4	-	-	6	1	-	-	1
	3.6%	4.9%	2.0%	4.7%	1.2%	7.7%			3.3%	16.7%			50.0%
Rent, non-single family home like a condominium, townhome or apartment	38	17	21	13	10	9	4	2	29	2	1	2	-
	16.9%	14%	20.6%	20.3%	12.0%	17.3%	19.0%	40%	16.1%	33.3%	16.7%	33.3%	
Other	3	2	1	1	2	-	-	-	1	-	-	1	-
	1.3%	1.6%	1.0%	1.6%	2.4%				0.6%			16.7%	
Prefer not to answer	19	12	7	7	7	3	2	-	10	1	-	2	-
	8.4%	9.8%	6.9%	10.9%	8.4%	5.8%	9.5%		5.6%	16.7%		33.3%	

Q28. Do you own or rent your residence? Do you live in a home, condo, townhome or something else?
 BASE: Total Sample

	GENDER			AGE GROUP					EMAIL MODE	ETHNICITY				AMERICAN INDIAN OR ALASKA NATIVE
	TOTAL	MALE	FEMALE	18-29	30-39	40-54	55-64	65+	WHITE/ CAUCASIAN	BLACK/ AFRICAN AMERICAN	ASIAN	HISPANIC		
Total	225	95	130	3	37	43	62	80	187	6	7	6	-	
	100.0	100	100.0	100.0	100.0	100.0	100.0	100	100.0	100.0	100.0	100.0		
Own, detached single-family home	146	64	82	1	24	29	41	51	120	2	5	5	-	
	64.9%	67%	63.1%	33.3%	64.9%	67.4%	66.1%	64%	64.2%	33.3%	71.4%	83.3%		
Own, non-single family home like a condominium, townhome or apartment	52	20	32	1	6	11	13	21	48	1	2	1	-	
	23.1%	21%	24.6%	33.3%	16.2%	25.6%	21.0%	26%	25.7%	16.7%	28.6%	16.7%		
Rent, non-single family home like a condominium, townhome or apartment	19	8	11	1	6	2	6	4	14	3	-	-	-	
	8.4%	8.4%	8.5%	33.3%	16.2%	4.7%	9.7%	5.0%	7.5%	50.0%				
Other	4	2	2	-	-	-	1	3	3	-	-	-	-	
	1.8%	2.1%	1.5%				1.6%	3.8%	1.6%					
Prefer not to answer	4	1	3	-	1	1	1	1	2	-	-	-	-	
	1.8%	1.1%	2.3%		2.7%	2.3%	1.6%	1.2%	1.1%					

Q29. Which of the following best describes your race?
 BASE: Total Sample

	GENDER			AGE GROUP					RENT/OWN		ETHNICITY				LANGUAGE		
	TOTAL	MALE	FEMALE	18-29	30-39	40-54	55-64	65+	OWN	RENT	WHITE/ CAUCASIAN	BLACK/ AFRICAN AMERICAN	ASIAN	HISPANIC	AMERICAN INDIAN OR ALASKA NATIVE	SPANISH	ENGLISH
Total	600	278	322	72	142	145	127	114	477	85	484	15	16	27	3	15	585
	100.0	100	100.0	100.0	100.0	100.0	100.0	100	100	100	100.0	100.0	100.0	100.0	100.0	100.0	100.0
White/Caucasian	484	223	261	58	113	117	98	98	403	59	484	-	-	-	-	-	484
	80.7%	80%	81.1%	80.6%	79.6%	80.7%	77.2%	86%	84%	69%	100.0%						82.7%
Black/African American	15	10	5	-	3	7	2	3	6	8	-	15	-	-	-	-	15
	2.5%	3.6%	1.6%		2.1%	4.8%	1.6%	2.6%	1.3%	9.4%		100.0%					2.6%
Asian	16	6	10	1	5	5	4	1	15	1	-	-	16	-	-	-	16
	2.7%	2.2%	3.1%	1.4%	3.5%	3.4%	3.1%	0.9%	3.1%	1.2%			100%				2.7%
Hispanic	27	11	16	8	5	7	5	2	17	7	-	-	-	27	-	15	12
	4.5%	4.0%	5.0%	11.1%	3.5%	4.8%	3.9%	1.8%	3.6%	8.2%				100.0%		100.0%	2.1%
American Indian or Alaska Native	3	1	2	-	1	1	1	-	1	2	-	-	-	-	3	-	3
	0.5%	0.4%	0.6%		0.7%	0.7%	0.8%		0.2%	2.4%				100.0%			0.5%
Two or more races	8	2	6	1	4	2	1	-	4	3	-	-	-	-	-	-	8
	1.3%	0.7%	1.9%	1.4%	2.8%	1.4%	0.8%		0.8%	3.5%							1.4%
Other	5	2	3	-	1	1	3	-	2	-	-	-	-	-	-	-	5
	0.8%	0.7%	0.9%		0.7%	0.7%	2.4%		0.4%								0.9%
Prefer not to answer	42	23	19	4	10	5	13	10	29	5	-	-	-	-	-	-	42
	7.0%	8.3%	5.9%	5.6%	7.0%	3.4%	10.2%	8.8%	6.1%	5.9%							7.2%

Q29. Which of the following best describes your race?
 BASE: Total Sample

	GEOGRAPHIC															
	TOTAL	APPLE VALLEY	BURNSVILLE	EAGAN	FARMINGTON	LAKEVILLE	LILYDALE	HASTINGS	INVER GROVE HEIGHTS	MENDOTA	MENDOTA HEIGHTS	ROSEMOUNT	SOUTH ST. PAUL	SUNFISH LAKE	WEST ST. PAUL	RURAL/ UNINCORPORATED
Total	600	74	82	95	32	87	1	32	51	-	28	29	29	2	31	24
	100.0	100.0	100.0	100.0	100.0	100.0	100.0	100.0	100.0	100.0	100.0	100.0	100.0	100.0	100.0	100.0
White/Caucasian	484	58	63	81	28	78	1	26	33	-	23	21	22	1	26	22
	80.7%	78.4%	76.8%	85.3%	87.5%	89.7%	100.0%	81.2%	64.7%		82.1%	72.4%	75.9%	50.0%	83.9%	91.7%
Black/African American	15	1	3	2	-	-	-	2	6	-	-	-	-	1	-	-
	2.5%	1.4%	3.7%	2.1%				6.2%	11.8%					50.0%		
Asian	16	4	2	3	2	1	-	-	1	-	-	1	2	-	-	-
	2.7%	5.4%	2.4%	3.2%	6.2%	1.1%			2.0%			3.4%	6.9%			
Hispanic	27	2	6	3	1	3	-	1	4	-	1	-	3	-	2	-
	4.5%	2.7%	7.3%	3.2%	3.1%	3.4%		3.1%	7.8%		3.6%		10.3%		6.5%	
American Indian or Alaska Native	3	2	-	-	-	-	-	-	-	-	-	-	-	-	1	-
	0.5%	2.7%													3.2%	
Two or more races	8	3	-	-	1	-	-	1	1	-	-	1	1	-	-	-
	1.3%	4.1%			3.1%			3.1%	2.0%			3.4%	3.4%			
Other	5	-	1	2	-	-	-	-	1	-	-	1	-	-	-	-
	0.8%		1.2%	2.1%					2.0%			3.4%				
Prefer not to answer	42	4	7	4	-	5	-	2	5	-	4	5	1	-	2	2
	7.0%	5.4%	8.5%	4.2%		5.7%		6.2%	9.8%		14.3%	17.2%	3.4%		6.5%	8.3%

Q29. Which of the following best describes your race?
 BASE: Total Sample

	SURVEY TYPE						
	TOTAL	PHONE	LANDLINE	MOBILE	ONLINE	TEXT	EMAIL
Total	600	150	60	90	450	225	225
	100.0	100.0	100.0	100.0	100.0	100	100.0
White/Caucasian	484	117	50	67	367	180	187
	80.7%	78.0%	83.3%	74.4%	81.6%	80%	83.1%
Black/African American	15	3	1	2	12	6	6
	2.5%	2.0%	1.7%	2.2%	2.7%	2.7%	2.7%
Asian	16	3	2	1	13	6	7
	2.7%	2.0%	3.3%	1.1%	2.9%	2.7%	3.1%
Hispanic	27	15	2	13	12	6	6
	4.5%	10.0%	3.3%	14.4%	2.7%	2.7%	2.7%
American Indian or Alaska Native	3	1	-	1	2	2	-
	0.5%	0.7%	-	1.1%	0.4%	0.9%	-
Two or more races	8	-	-	-	8	5	3
	1.3%	-	-	-	1.8%	2.2%	1.3%
Other	5	3	1	2	2	1	1
	0.8%	2.0%	1.7%	2.2%	0.4%	0.4%	0.4%
Prefer not to answer	42	8	4	4	34	19	15
	7.0%	5.3%	6.7%	4.4%	7.6%	8.4%	6.7%

Q29. Which of the following best describes your race?
 BASE: Total Sample

	GENDER			AGE GROUP					PHONE MODE	ETHNICITY			
	TOTAL	MALE	FEMALE	18-29	30-39	40-54	55-64	65+	WHITE/ CAUCASIAN	BLACK/ AFRICAN AMERICAN	ASIAN	HISPANIC	AMERICAN INDIAN OR ALASKA NATIVE
Total	150	60	90	5	22	50	44	29	117	3	3	15	1
	100.0	100	100.0	100.0	100.0	100.0	100.0	100	100.0	100.0	100.0	100.0	100.0
White/Caucasian	117	46	71	2	16	41	33	25	117	-	-	-	-
	78.0%	77%	78.9%	40.0%	72.7%	82.0%	75.0%	86%	100.0%				
Black/African American	3	2	1	-	-	2	1	-	-	3	-	-	-
	2.0%	3.3%	1.1%			4.0%	2.3%			100.0%			
Asian	3	1	2	-	1	-	2	-	-	-	3	-	-
	2.0%	1.7%	2.2%		4.5%		4.5%				100%		
Hispanic	15	6	9	3	2	6	2	2	-	-	-	15	-
	10.0%	10%	10.0%	60.0%	9.1%	12.0%	4.5%	6.9%				100.0%	
American Indian or Alaska Native	1	-	1	-	-	-	1	-	-	-	-	-	1
	0.7%		1.1%				2.3%						100.0%
Other	3	1	2	-	1	-	2	-	-	-	-	-	-
	2.0%	1.7%	2.2%		4.5%		4.5%						
Prefer not to answer	8	4	4	-	2	1	3	2	-	-	-	-	-
	5.3%	6.7%	4.4%		9.1%	2.0%	6.8%	6.9%					

Q29. Which of the following best describes your race?
 BASE: Total Sample

	GENDER			AGE GROUP					LANDLINE MODE	ETHNICITY			
	TOTAL	MALE	FEMALE	18-29	30-39	40-54	55-64	65+	WHITE/ CAUCASIAN	BLACK/ AFRICAN AMERICAN	ASIAN	HISPANIC	AMERICAN INDIAN OR ALASKA NATIVE
Total	60 100.0	19 100	41 100.0	- 100.0	9 100.0	9 100.0	19 100.0	23 100	50 100.0	1 100.0	2 100.0	2 100.0	-
White/Caucasian	50 83.3%	15 79%	35 85.4%	- 77.8%	7 100%	9 100%	14 73.7%	20 87%	50 100.0%	-	-	-	-
Black/African American	1 1.7%	-	1 2.4%	-	-	-	1 5.3%	-	-	1 100.0%	-	-	-
Asian	2 3.3%	1 5.3%	1 2.4%	-	-	-	2 10.5%	-	-	-	2 100%	-	-
Hispanic	2 3.3%	1 5.3%	1 2.4%	-	-	-	1 5.3%	1 4.3%	-	-	-	2 100.0%	-
Other	1 1.7%	1 5.3%	-	-	-	-	1 5.3%	-	-	-	-	-	-
Prefer not to answer	4 6.7%	1 5.3%	3 7.3%	- 22.2%	2	-	-	2 8.7%	-	-	-	-	-

Q29. Which of the following best describes your race?
 BASE: Total Sample

	GENDER			AGE GROUP					CELL-PHONE MODE	ETHNICITY			
	TOTAL	MALE	FEMALE	18-29	30-39	40-54	55-64	65+	WHITE/ CAUCASIAN	BLACK/ AFRICAN AMERICAN	ASIAN	HISPANIC	AMERICAN INDIAN OR ALASKA NATIVE
Total	90	41	49	5	13	41	25	6	67	2	1	13	1
	100.0	100	100.0	100.0	100.0	100.0	100.0	100	100.0	100.0	100.0	100.0	100.0
White/Caucasian	67	31	36	2	9	32	19	5	67	-	-	-	-
	74.4%	76%	73.5%	40.0%	69.2%	78.0%	76.0%	83%	100.0%				
Black/African American	2	2	-	-	-	2	-	-	-	2	-	-	-
	2.2%	4.9%				4.9%				100.0%			
Asian	1	-	1	-	1	-	-	-	-	-	1	-	-
	1.1%		2.0%		7.7%						100%		
Hispanic	13	5	8	3	2	6	1	1	-	-	-	13	-
	14.4%	12%	16.3%	60.0%	15.4%	14.6%	4.0%	17%				100.0%	
American Indian or Alaska Native	1	-	1	-	-	-	1	-	-	-	-	-	1
	1.1%		2.0%				4.0%						100.0%
Other	2	-	2	-	1	-	1	-	-	-	-	-	-
	2.2%		4.1%		7.7%		4.0%						
Prefer not to answer	4	3	1	-	-	1	3	-	-	-	-	-	-
	4.4%	7.3%	2.0%			2.4%	12.0%						

Q29. Which of the following best describes your race?
 BASE: Total Sample

	GENDER			AGE GROUP					ONLINE MODE	ETHNICITY			
	TOTAL	MALE	FEMALE	18-29	30-39	40-54	55-64	65+	WHITE/ CAUCASIAN	BLACK/ AFRICAN AMERICAN	ASIAN	HISPANIC	AMERICAN INDIAN OR ALASKA NATIVE
Total	450	218	232	67	120	95	83	85	367	12	13	12	2
	100.0	100	100.0	100.0	100.0	100.0	100.0	100	100.0	100.0	100.0	100.0	100.0
White/Caucasian	367	177	190	56	97	76	65	73	367	-	-	-	-
	81.6%	81%	81.9%	83.6%	80.8%	80.0%	78.3%	86%	100.0%				
Black/African American	12	8	4	-	3	5	1	3	-	12	-	-	-
	2.7%	3.7%	1.7%		2.5%	5.3%	1.2%	3.5%		100.0%			
Asian	13	5	8	1	4	5	2	1	-	-	13	-	-
	2.9%	2.3%	3.4%	1.5%	3.3%	5.3%	2.4%	1.2%			100%		
Hispanic	12	5	7	5	3	1	3	-	-	-	-	12	-
	2.7%	2.3%	3.0%	7.5%	2.5%	1.1%	3.6%					100.0%	
American Indian or Alaska Native	2	1	1	-	1	1	-	-	-	-	-	-	2
	0.4%	0.5%	0.4%		0.8%	1.1%							100.0%
Two or more races	8	2	6	1	4	2	1	-	-	-	-	-	-
	1.8%	0.9%	2.6%	1.5%	3.3%	2.1%	1.2%						
Other	2	1	1	-	-	1	1	-	-	-	-	-	-
	0.4%	0.5%	0.4%			1.1%	1.2%						
Prefer not to answer	34	19	15	4	8	4	10	8	-	-	-	-	-
	7.6%	8.7%	6.5%	6.0%	6.7%	4.2%	12.0%	9.4%					

Q29. Which of the following best describes your race?
 BASE: Total Sample

	GENDER		AGE GROUP					TEXT MODE	ETHNICITY				AMERICAN INDIAN OR ALASKA NATIVE
	TOTAL	MALE	FEMALE	18-29	30-39	40-54	55-64	65+	WHITE/ CAUCASIAN	BLACK/ AFRICAN AMERICAN	ASIAN	HISPANIC	
Total	225	123	102	64	83	52	21	5	180	6	6	6	2
	100.0	100	100.0	100.0	100.0	100.0	100.0	100	100.0	100.0	100.0	100.0	100.0
White/Caucasian	180	101	79	53	68	39	16	4	180	-	-	-	-
	80.0%	82%	77.5%	82.8%	81.9%	75.0%	76.2%	80%	100.0%				
Black/African American	6	4	2	-	2	4	-	-	-	6	-	-	-
	2.7%	3.3%	2.0%		2.4%	7.7%				100.0%			
Asian	6	-	6	1	4	1	-	-	-	-	6	-	-
	2.7%		5.9%	1.6%	4.8%	1.9%					100%		
Hispanic	6	3	3	5	-	1	-	-	-	-	-	6	-
	2.7%	2.4%	2.9%	7.8%		1.9%						100.0%	
American Indian or Alaska Native	2	1	1	-	1	1	-	-	-	-	-	-	2
	0.9%	0.8%	1.0%		1.2%	1.9%							100.0%
Two or more races	5	2	3	1	2	2	-	-	-	-	-	-	-
	2.2%	1.6%	2.9%	1.6%	2.4%	3.8%							
Other	1	1	-	-	-	1	-	-	-	-	-	-	-
	0.4%	0.8%				1.9%							
Prefer not to answer	19	11	8	4	6	3	5	1	-	-	-	-	-
	8.4%	8.9%	7.8%	6.2%	7.2%	5.8%	23.8%	20%					

Q29. Which of the following best describes your race?
 BASE: Total Sample

	GENDER			AGE GROUP					EMAIL MODE	ETHNICITY			
	TOTAL	MALE	FEMALE	18-29	30-39	40-54	55-64	65+	WHITE/ CAUCASIAN	BLACK/ AFRICAN AMERICAN	ASIAN	HISPANIC	AMERICAN INDIAN OR ALASKA NATIVE
Total	225	95	130	3	37	43	62	80	187	6	7	6	-
	100.0	100	100.0	100.0	100.0	100.0	100.0	100	100.0	100.0	100.0	100.0	-
White/Caucasian	187	76	111	3	29	37	49	69	187	-	-	-	-
	83.1%	80%	85.4%	100%	78.4%	86.0%	79.0%	86%	100.0%				
Black/African American	6	4	2	-	1	1	1	3	-	6	-	-	-
	2.7%	4.2%	1.5%		2.7%	2.3%	1.6%	3.8%		100.0%			
Asian	7	5	2	-	-	4	2	1	-	-	7	-	-
	3.1%	5.3%	1.5%			9.3%	3.2%	1.2%			100%		
Hispanic	6	2	4	-	3	-	3	-	-	-	-	6	-
	2.7%	2.1%	3.1%		8.1%		4.8%					100.0%	
Two or more races	3	-	3	-	2	-	1	-	-	-	-	-	-
	1.3%		2.3%		5.4%		1.6%						
Other	1	-	1	-	-	-	1	-	-	-	-	-	-
	0.4%		0.8%				1.6%						
Prefer not to answer	15	8	7	-	2	1	5	7	-	-	-	-	-
	6.7%	8.4%	5.4%		5.4%	2.3%	8.1%	8.8%					

Q30. What language do you speak most at home?
 BASE: Total Sample

	GENDER		AGE GROUP					RENT/OWN		ETHNICITY				LANGUAGE			
	TOTAL	MALE	FEMALE	18-29	30-39	40-54	55-64	65+	OWN	RENT	WHITE/ CAUCASIAN	BLACK/ AFRICAN AMERICAN	ASIAN	HISPANIC	AMERICAN INDIAN OR ALASKA NATIVE	SPANISH	ENGLISH
Total	600	278	322	72	142	145	127	114	477	85	484	15	16	27	3	15	585
	100.0	100	100.0	100.0	100.0	100.0	100.0	100	100	100	100.0	100.0	100.0	100.0	100.0	100.0	100.0
English	562	265	297	66	131	134	118	113	451	82	477	12	14	11	3	2	560
	93.7%	95%	92.2%	91.7%	92.3%	92.4%	92.9%	99%	95%	96%	98.6%	80.0%	87.5%	40.7%	100.0%	13.3%	95.7%
Spanish	16	5	11	5	2	6	3	-	12	3	1	-	-	15	-	13	3
	2.7%	1.8%	3.4%	6.9%	1.4%	4.1%	2.4%	-	2.5%	3.5%	0.2%	-	-	55.6%	-	86.7%	0.5%
Somali	1	1	-	-	-	1	-	-	-	-	-	1	-	-	-	-	1
	0.2%	0.4%	-	-	-	0.7%	-	-	-	-	-	6.7%	-	-	-	-	0.2%
Other	5	2	3	-	2	1	2	-	4	-	1	2	1	-	-	-	5
	0.8%	0.7%	0.9%	-	1.4%	0.7%	1.6%	-	0.8%	-	0.2%	13.3%	6.2%	-	-	-	0.9%
Prefer not to answer	16	5	11	1	7	3	4	1	10	-	5	-	1	1	-	-	16
	2.7%	1.8%	3.4%	1.4%	4.9%	2.1%	3.1%	0.9%	2.1%	-	1.0%	-	6.2%	3.7%	-	-	2.7%

Q30. What language do you speak most at home?
 BASE: Total Sample

	GEOGRAPHIC															
	TOTAL	APPLE VALLEY	BURNSVILLE	EAGAN	FARMINGTON	LAKEVILLE	LILYDALE	HASTINGS	INVER GROVE HEIGHTS	MENDOTA MENDOTA	ROSEMOUNT	SOUTH ST. PAUL	SUNFISH LAKE	WEST ST. PAUL	RURAL/ UNINCORPORATED	
Total	600	74	82	95	32	87	1	32	51	-	28	29	29	2	31	24
	100.0	100.0	100.0	100.0	100.0	100.0	100.0	100.0	100.0	100.0	100.0	100.0	100.0	100.0	100.0	100.0
English	562	68	71	91	32	86	1	31	47	-	25	28	26	2	30	23
	93.7%	91.9%	86.6%	95.8%	100.0%	98.9%	100.0%	96.9%	92.2%	89.3%	96.6%	89.7%	100.0%	96.8%	95.8%	
Spanish	16	2	6	-	-	-	-	1	3	-	1	-	2	-	-	-
	2.7%	2.7%	7.3%					3.1%	5.9%		3.6%		6.9%			
Somali	1	-	1	-	-	-	-	-	-	-	-	-	-	-	-	-
	0.2%		1.2%													
Other	5	1	1	1	-	-	-	-	1	-	-	-	-	-	1	-
	0.8%	1.4%	1.2%	1.1%					2.0%					3.2%		
Prefer not to answer	16	3	3	3	-	1	-	-	-	-	2	1	1	-	-	1
	2.7%	4.1%	3.7%	3.2%		1.1%					7.1%	3.4%	3.4%			4.2%

Q30. What language do you speak most at home?
 BASE: Total Sample

	SURVEY TYPE						
	TOTAL	PHONE	LANDLINE	MOBILE	ONLINE	TEXT	EMAIL
Total	600	150	60	90	450	225	225
	100.0	100.0	100.0	100.0	100.0	100	100.0
English	562	133	56	77	429	209	220
	93.7%	88.7%	93.3%	85.6%	95.3%	93%	97.8%
Spanish	16	11	1	10	5	3	2
	2.7%	7.3%	1.7%	11.1%	1.1%	1.3%	0.9%
Somali	1	-	-	-	1	1	-
	0.2%				0.2%	0.4%	
Other	5	1	-	1	4	2	2
	0.8%	0.7%		1.1%	0.9%	0.9%	0.9%
Prefer not to answer	16	5	3	2	11	10	1
	2.7%	3.3%	5.0%	2.2%	2.4%	4.4%	0.4%

Q30. What language do you speak most at home?
 BASE: Total Sample

	GENDER			AGE GROUP					PHONE MODE	ETHNICITY			
	TOTAL	MALE	FEMALE	18-29	30-39	40-54	55-64	65+	WHITE/ CAUCASIAN	BLACK/ AFRICAN AMERICAN	ASIAN	HISPANIC	AMERICAN INDIAN OR ALASKA NATIVE
Total	150	60	90	5	22	50	44	29	117	3	3	15	1
	100.0	100	100.0	100.0	100.0	100.0	100.0	100	100.0	100.0	100.0	100.0	100.0
English	133	54	79	2	18	43	41	29	116	2	3	4	1
	88.7%	90%	87.8%	40.0%	81.8%	86.0%	93.2%	100%	99.1%	66.7%	100%	26.7%	100.0%
Spanish	11	4	7	3	1	6	1	-	-	-	-	11	-
	7.3%	6.7%	7.8%	60.0%	4.5%	12.0%	2.3%					73.3%	
Other	1	1	-	-	-	1	-	-	-	1	-	-	-
	0.7%	1.7%				2.0%				33.3%			
Prefer not to answer	5	1	4	-	3	-	2	-	1	-	-	-	-
	3.3%	1.7%	4.4%		13.6%		4.5%		0.9%				

Q30. What language do you speak most at home?
 BASE: Total Sample

	GENDER			AGE GROUP					LANDLINE MODE	ETHNICITY			
	TOTAL	MALE	FEMALE	18-29	30-39	40-54	55-64	65+	WHITE/ CAUCASIAN	BLACK/ AFRICAN AMERICAN	ASIAN	HISPANIC	AMERICAN INDIAN OR ALASKA NATIVE
Total	60	19	41	-	9	9	19	23	50	1	2	2	-
	100.0	100	100.0		100.0	100.0	100.0	100	100.0	100.0	100.0	100.0	
English	56	19	37	-	7	9	17	23	49	1	2	1	-
	93.3%	100%	90.2%		77.8%	100%	89.5%	100%	98.0%	100.0%	100%	50.0%	
Spanish	1	-	1	-	-	-	1	-	-	-	-	1	-
	1.7%		2.4%				5.3%					50.0%	
Prefer not to answer	3	-	3	-	2	-	1	-	1	-	-	-	-
	5.0%		7.3%		22.2%		5.3%		2.0%				

Q30. What language do you speak most at home?
 BASE: Total Sample

	GENDER			AGE GROUP					CELL-PHONE MODE	ETHNICITY			
	TOTAL	MALE	FEMALE	18-29	30-39	40-54	55-64	65+	WHITE/ CAUCASIAN	BLACK/ AFRICAN AMERICAN	ASIAN	HISPANIC	AMERICAN INDIAN OR ALASKA NATIVE
Total	90	41	49	5	13	41	25	6	67	2	1	13	1
	100.0	100	100.0	100.0	100.0	100.0	100.0	100	100.0	100.0	100.0	100.0	100.0
English	77	35	42	2	11	34	24	6	67	1	1	3	1
	85.6%	85%	85.7%	40.0%	84.6%	82.9%	96.0%	100%	100.0%	50.0%	100%	23.1%	100.0%
Spanish	10	4	6	3	1	6	-	-	-	-	-	10	-
	11.1%	9.8%	12.2%	60.0%	7.7%	14.6%						76.9%	
Other	1	1	-	-	-	1	-	-	-	1	-	-	-
	1.1%	2.4%				2.4%				50.0%			
Prefer not to answer	2	1	1	-	1	-	1	-	-	-	-	-	-
	2.2%	2.4%	2.0%		7.7%		4.0%						

Q30. What language do you speak most at home?
 BASE: Total Sample

	GENDER		AGE GROUP					ONLINE MODE	ETHNICITY				AMERICAN INDIAN OR ALASKA NATIVE
	TOTAL	MALE	FEMALE	18-29	30-39	40-54	55-64	65+	WHITE/ CAUCASIAN	BLACK/ AFRICAN AMERICAN	ASIAN	HISPANIC	
Total	450	218	232	67	120	95	83	85	367	12	13	12	2
	100.0	100	100.0	100.0	100.0	100.0	100.0	100	100.0	100.0	100.0	100.0	100.0
English	429	211	218	64	113	91	77	84	361	10	11	7	2
	95.3%	97%	94.0%	95.5%	94.2%	95.8%	92.8%	99%	98.4%	83.3%	84.6%	58.3%	100.0%
Spanish	5	1	4	2	1	-	2	-	1	-	-	4	-
	1.1%	0.5%	1.7%	3.0%	0.8%		2.4%		0.3%			33.3%	
Somali	1	1	-	-	-	1	-	-	-	1	-	-	-
	0.2%	0.5%				1.1%				8.3%			
Other	4	1	3	-	2	-	2	-	1	1	1	-	-
	0.9%	0.5%	1.3%		1.7%		2.4%		0.3%	8.3%	7.7%		
Prefer not to answer	11	4	7	1	4	3	2	1	4	-	1	1	-
	2.4%	1.8%	3.0%	1.5%	3.3%	3.2%	2.4%	1.2%	1.1%		7.7%	8.3%	

Q30. What language do you speak most at home?
 BASE: Total Sample

	GENDER			AGE GROUP					TEXT MODE	ETHNICITY			
	TOTAL	MALE	FEMALE	18-29	30-39	40-54	55-64	65+	WHITE/ CAUCASIAN	BLACK/ AFRICAN AMERICAN	ASIAN	HISPANIC	AMERICAN INDIAN OR ALASKA NATIVE
Total	225	123	102	64	83	52	21	5	180	6	6	6	2
	100.0	100	100.0	100.0	100.0	100.0	100.0	100	100.0	100.0	100.0	100.0	100.0
English	209	116	93	61	77	48	18	5	175	4	4	3	2
	92.9%	94%	91.2%	95.3%	92.8%	92.3%	85.7%	100%	97.2%	66.7%	66.7%	50.0%	100.0%
Spanish	3	1	2	2	-	-	1	-	1	-	-	2	-
	1.3%	0.8%	2.0%	3.1%	-	-	4.8%	-	0.6%	-	-	33.3%	-
Somali	1	1	-	-	-	1	-	-	-	1	-	-	-
	0.4%	0.8%	-	-	-	1.9%	-	-	-	16.7%	-	-	-
Other	2	1	1	-	2	-	-	-	-	1	1	-	-
	0.9%	0.8%	1.0%	-	2.4%	-	-	-	-	16.7%	16.7%	-	-
Prefer not to answer	10	4	6	1	4	3	2	-	4	-	1	1	-
	4.4%	3.3%	5.9%	1.6%	4.8%	5.8%	9.5%	-	2.2%	-	16.7%	16.7%	-

Q30. What language do you speak most at home?
 BASE: Total Sample

	GENDER			AGE GROUP					EMAIL MODE	ETHNICITY			
	TOTAL	MALE	FEMALE	18-29	30-39	40-54	55-64	65+	WHITE/ CAUCASIAN	BLACK/ AFRICAN AMERICAN	ASIAN	HISPANIC	AMERICAN INDIAN OR ALASKA NATIVE
Total	225	95	130	3	37	43	62	80	187	6	7	6	-
	100.0	100	100.0	100.0	100.0	100.0	100.0	100	100.0	100.0	100.0	100.0	-
English	220	95	125	3	36	43	59	79	186	6	7	4	-
	97.8%	100%	96.2%	100%	97.3%	100%	95.2%	99%	99.5%	100.0%	100%	66.7%	-
Spanish	2	-	2	-	1	-	1	-	-	-	-	2	-
	0.9%	-	1.5%	-	2.7%	-	1.6%	-	-	-	-	33.3%	-
Other	2	-	2	-	-	-	2	-	1	-	-	-	-
	0.9%	-	1.5%	-	-	-	3.2%	-	0.5%	-	-	-	-
Prefer not to answer	1	-	1	-	-	-	-	1	-	-	-	-	-
	0.4%	-	0.8%	-	-	-	-	1.2%	-	-	-	-	-

VERBATIM RESPONSES

QUESTION 3

Dakota County – Recycling Survey 2019

Verbatim Responses: Question 3

Male, 65+, White/Caucasian, English, Farmington

Question: What motivates you and others in your household to participate in recycling at home?

Answer: 2

Female, 55-64, Hispanic, Spanish, Inver Grove Heights

Question: What motivates you and others in your household to participate in recycling at home?

Answer: The trash company provides bins.

Female, 65+, Other, English, Mendota Heights

Question: What motivates you and others in your household to participate in recycling at home?

Answer: Environment, trash sites, costs, health issues.

Female, 65+, White/Caucasian, English, Inver Grove Heights

Question: What motivates you and others in your household to participate in recycling at home?

Answer: 2

Male, 65+, White/Caucasian, English, Lakeville

Question: What motivates you and others in your household to participate in recycling at home?

Answer: Clean household.

Male, 65+, White/Caucasian, English, Hastings

Question: What motivates you and others in your household to participate in recycling at home?

Answer: It's for the environment.

Female, 65+, White/Caucasian, English, Burnsville

Question: What motivates you and others in your household to participate in recycling at home?

Answer: To reduce landfill discards.

Female, 65+, White/Caucasian, English, South St. Paul

Question: What motivates you and others in your household to participate in recycling at home?

Answer: Too many landfills.

Female, 40-54, White/Caucasian, English, Lakeville

Question: What motivates you and others in your household to participate in recycling at home?

Answer: Knowing it cuts down on landfill garbage.

Male, 30-39, White/Caucasian, English, Eagan

Question: What motivates you and others in your household to participate in recycling at home?

Answer: 2

Female, 30-39, White/Caucasian, English, Inver Grove Heights

Question: What motivates you and others in your household to participate in recycling at home?

Answer: Protect the environment.

Female, 30-39, White/Caucasian, English, West St. Paul

Question: What motivates you and others in your household to participate in recycling at home?

Answer: Help reduce waste save the planet.

Female, 65+, White/Caucasian, English, Apple Valley

Question: What motivates you and others in your household to participate in recycling at home?

Answer: 2

Female, 18-29, White/Caucasian, English, Mendota Heights

Question: What motivates you and others in your household to participate in recycling at home?

Answer: Reduce reuse recycle - for the environment.

Male, 40-54, Asian, English, Rosemount

Question: What motivates you and others in your household to participate in recycling at home?

Answer: Environmentalism.

Male, 65+, White/Caucasian, English, Burnsville

Question: What motivates you and others in your household to participate in recycling at home?

Answer: Amount of garbage in the oceans.

Male, 40-54, White/Caucasian, English, Farmington

Question: What motivates you and others in your household to participate in recycling at home?

Answer: Habit.

Female, 55-64, White/Caucasian, English, Eagan

Question: What motivates you and others in your household to participate in recycling at home?

Answer: Easy with co-mingled.

Male, 65+, White/Caucasian, English, South St. Paul

Question: What motivates you and others in your household to participate in recycling at home?

Answer: Plastic is overtaking the planet.

Male, 30-39, White/Caucasian, English, Lakeville

Question: What motivates you and others in your household to participate in recycling at home?

Answer: 2

Male, 30-39, Other, English, Rosemount

Question: What motivates you and others in your household to participate in recycling at home?

Answer: 2

Male, 40-54, White/Caucasian, English, Rosemount

Question: What motivates you and others in your household to participate in recycling at home?

Answer: Less waste and it is the right thing to do.

Female, 65+, Other, English, Inver Grove Heights

Question: What motivates you and others in your household to participate in recycling at home?

Answer: Keeping stuff out of landfill.

Male, 65+, White/Caucasian, English, Mendota Heights

Question: What motivates you and others in your household to participate in recycling at home?

Answer: Environment.

Female, 40-54, White/Caucasian, English, Eagan

Question: What motivates you and others in your household to participate in recycling at home?

Answer: Environment.

Male, 65+, White/Caucasian, English, Hastings

Question: What motivates you and others in your household to participate in recycling at home?

Answer: Protecting our environment.

Male, 65+, White/Caucasian, English, Burnsville

Question: What motivates you and others in your household to participate in recycling at home?

Answer: Environmental, financial (recycling saves money & resources).

Male, 55-64, White/Caucasian, English, Eagan

Question: What motivates you and others in your household to participate in recycling at home?

Answer: 2

Female, 55-64, White/Caucasian, English, Eagan

Question: What motivates you and others in your household to participate in recycling at home?

Answer: Reusing materials.

Female, 55-64, White/Caucasian, English, Rosemount

Question: What motivates you and others in your household to participate in recycling at home?

Answer: To re-use.

Female, 65+, White/Caucasian, English, Lakeville

Question: What motivates you and others in your household to participate in recycling at home?

Answer: 2

Male, 65+, White/Caucasian, English, West St. Paul

Question: What motivates you and others in your household to participate in recycling at home?

Answer: Responsible to environment.

Female, 55-64, White/Caucasian, English, Eagan

Question: What motivates you and others in your household to participate in recycling at home?

Answer: 2

Female, 40-54, White/Caucasian, English, Inver Grove Heights

Question: What motivates you and others in your household to participate in recycling at home?

Answer: Less trash, better for the environment.

Female, 40-54, White/Caucasian, English, Burnsville

Question: What motivates you and others in your household to participate in recycling at home?

Answer: Good for environment.

Female, 65+, White/Caucasian, English, Apple Valley

Question: What motivates you and others in your household to participate in recycling at home?

Answer: Environment.

Male, 65+, White/Caucasian, English, Eagan

Question: What motivates you and others in your household to participate in recycling at home?

Answer: 2

Female, 55-64, White/Caucasian, English, Rural/Unincorporated

Question: What motivates you and others in your household to participate in recycling at home?

Answer: 2

Female, 65+, White/Caucasian, English, Apple Valley

Question: What motivates you and others in your household to participate in recycling at home?

Answer: Conserving resources.

Male, 55-64, White/Caucasian, English, Inver Grove Heights

Question: What motivates you and others in your household to participate in recycling at home?

Answer: Save on landfills and on wildlife.

Male, 55-64, White/Caucasian, English, Eagan

Question: What motivates you and others in your household to participate in recycling at home?

Answer: Reduce waste and landfills.

Female, 65+, White/Caucasian, English, South St. Paul

Question: What motivates you and others in your household to participate in recycling at home?

Answer: Take care of our environment

Male, 65+, White/Caucasian, English, Rural/Unincorporated

Question: What motivates you and others in your household to participate in recycling at home?

Answer: Environment.

Female, 55-64, White/Caucasian, English, Eagan

Question: What motivates you and others in your household to participate in recycling at home?

Answer: Reduce waste.

Male, 55-64, White/Caucasian, English, Apple Valley

Question: What motivates you and others in your household to participate in recycling at home?

Answer: 2

Male, 65+, White/Caucasian, English, Rural/Unincorporated

Question: What motivates you and others in your household to participate in recycling at home?

Answer: 2

Male, 40-54, Other, English, Lakeville

Question: What motivates you and others in your household to participate in recycling at home?

Answer: Protect our environment.

Male, 55-64, White/Caucasian, English, Lakeville

Question: What motivates you and others in your household to participate in recycling at home?

Answer: Less garbage.

Female, 40-54, White/Caucasian, English, Farmington

Question: What motivates you and others in your household to participate in recycling at home?

Answer: Reduce, reuse, recycle.

Male, 65+, White/Caucasian, English, Apple Valley

Question: What motivates you and others in your household to participate in recycling at home?

Answer: 2

Male, 65+, White/Caucasian, English, West St. Paul

Question: What motivates you and others in your household to participate in recycling at home?

Answer: Environmental.

Male, 65+, White/Caucasian, English, Mendota Heights

Question: What motivates you and others in your household to participate in recycling at home?

Answer: 2

Male, 65+, White/Caucasian, English, Lakeville

Question: What motivates you and others in your household to participate in recycling at home?

Answer: 2

Female, 40-54, White/Caucasian, English, Rosemount

Question: What motivates you and others in your household to participate in recycling at home?

Answer: To keep things that can be recycled out of landfills.

Female, 40-54, White/Caucasian, English, Farmington

Question: What motivates you and others in your household to participate in recycling at home?

Answer: We pay for it so we need to use it.

Female, 65+, White/Caucasian, English, Lakeville

Question: What motivates you and others in your household to participate in recycling at home?

Answer: Resources.

Male, 30-39, White/Caucasian, English, Burnsville

Question: What motivates you and others in your household to participate in recycling at home?

Answer: 2

Male, 65+, White/Caucasian, English, Inver Grove Heights

Question: What motivates you and others in your household to participate in recycling at home?

Answer: Less landfill.

Male, 65+, White/Caucasian, English, Lakeville

Question: What motivates you and others in your household to participate in recycling at home?

Answer: Its easy.

Female, 40-54, White/Caucasian, English, Hastings

Question: What motivates you and others in your household to participate in recycling at home?

Answer: Clean planet.

Male, 55-64, White/Caucasian, English, Burnsville

Question: What motivates you and others in your household to participate in recycling at home?

Answer: Better for the future.

Female, 40-54, White/Caucasian, English, Inver Grove Heights

Question: What motivates you and others in your household to participate in recycling at home?

Answer: Easy to do if I don't have to sort.

Male, 30-39, White/Caucasian, English, Inver Grove Heights

Question: What motivates you and others in your household to participate in recycling at home?

Answer: 2

Male, 40-54, White/Caucasian, English, Rosemount

Question: What motivates you and others in your household to participate in recycling at home?

Answer: Environmental concerns.

Male, 65+, Other, English, Eagan

Question: What motivates you and others in your household to participate in recycling at home?

Answer: Environmental.

Male, 40-54, White/Caucasian, English, Eagan

Question: What motivates you and others in your household to participate in recycling at home?

Answer: Environment.

Female, 40-54, White/Caucasian, English, Burnsville

Question: What motivates you and others in your household to participate in recycling at home?

Answer: Useful resources.

Female, 40-54, White/Caucasian, English, Eagan

Question: What motivates you and others in your household to participate in recycling at home?

Answer: 2

Female, 65+, White/Caucasian, English, Inver Grove Heights

Question: What motivates you and others in your household to participate in recycling at home?

Answer: Saving the environment.

Female, 40-54, White/Caucasian, English, Burnsville

Question: What motivates you and others in your household to participate in recycling at home?

Answer: Knowing it makes a difference.

Male, 30-39, White/Caucasian, English, Burnsville

Question: What motivates you and others in your household to participate in recycling at home?

Answer: Save room in the trash can.

Male, 40-54, White/Caucasian, English, Rural/Unincorporated

Question: What motivates you and others in your household to participate in recycling at home?

Answer: 2

Female, 55-64, White/Caucasian, English, Eagan

Question: What motivates you and others in your household to participate in recycling at home?

Answer: 2

Male, 18-29, White/Caucasian, English, Burnsville

Question: What motivates you and others in your household to participate in recycling at home?

Answer: The environment.

Female, 65+, White/Caucasian, English, Burnsville

Question: What motivates you and others in your household to participate in recycling at home?

Answer: To not add to the trash piles that are already here.

Female, 65+, White/Caucasian, English, Inver Grove Heights

Question: What motivates you and others in your household to participate in recycling at home?

Answer: Reduce ground remediation needs.

Male, 55-64, White/Caucasian, English, Lakeville

Question: What motivates you and others in your household to participate in recycling at home?

Answer: Less waste.

Male, 40-54, Black/African American, English, Inver Grove Heights

Question: What motivates you and others in your household to participate in recycling at home?

Answer: For future generations and environmental concern.

Female, 40-54, Asian, English, Burnsville

Question: What motivates you and others in your household to participate in recycling at home?

Answer: 2

Male, 65+, White/Caucasian, English, Burnsville

Question: What motivates you and others in your household to participate in recycling at home?

Answer: Why send to dump as they fill up and the you need to get land for another.

Male, 65+, White/Caucasian, English, South St. Paul

Question: What motivates you and others in your household to participate in recycling at home?

Answer: Helping the environment.

Male, 40-54, White/Caucasian, English, Rural/Unincorporated

Question: What motivates you and others in your household to participate in recycling at home?

Answer: Extra garbage removal.

Female, 65+, White/Caucasian, English, Lakeville

Question: What motivates you and others in your household to participate in recycling at home?

Answer: Reuse landfill items.

Female, 40-54, White/Caucasian, English, Lakeville

Question: What motivates you and others in your household to participate in recycling at home?

Answer: 2

Male, 55-64, White/Caucasian, English, Eagan

Question: What motivates you and others in your household to participate in recycling at home?

Answer: The fact that it's included in my monthly association dues.

Female, 55-64, White/Caucasian, English, Apple Valley

Question: What motivates you and others in your household to participate in recycling at home?

Answer: Environment.

Female, 65+, White/Caucasian, English, Eagan

Question: What motivates you and others in your household to participate in recycling at home?

Answer: 2

Female, 65+, White/Caucasian, English, Apple Valley

Question: What motivates you and others in your household to participate in recycling at home?

Answer: Important for environment.

Male, 65+, Other, English, Rosemount

Question: What motivates you and others in your household to participate in recycling at home?

Answer: 2

Female, 55-64, White/Caucasian, English, Inver Grove Heights

Question: What motivates you and others in your household to participate in recycling at home?

Answer: Minimize impact.

Male, 65+, White/Caucasian, English, Lakeville

Question: What motivates you and others in your household to participate in recycling at home?

Answer: Amount of waste.

Female, 40-54, White/Caucasian, English, Hastings

Question: What motivates you and others in your household to participate in recycling at home?

Answer: Keeping the world cleaner and reducing waste, byproduct and costs in our county, state, and country. having a greener footprint in the world.

Female, 65+, White/Caucasian, English, Inver Grove Heights

Question: What motivates you and others in your household to participate in recycling at home?

Answer: Limit landfill items.

Female, 40-54, White/Caucasian, English, Lakeville

Question: What motivates you and others in your household to participate in recycling at home?

Answer: Environment.

Female, 30-39, White/Caucasian, English, South St. Paul

Question: What motivates you and others in your household to participate in recycling at home?

Answer: Less trash.

Female, 65+, White/Caucasian, English, Eagan

Question: What motivates you and others in your household to participate in recycling at home?

Answer: Environmental.

Female, 65+, Other, English, Inver Grove Heights

Question: What motivates you and others in your household to participate in recycling at home?

Answer: Wise for our environment.

Male, 55-64, Other, English, Eagan

Question: What motivates you and others in your household to participate in recycling at home?

Answer: Less waste in landfills.

Male, 55-64, White/Caucasian, English, Lakeville

Question: What motivates you and others in your household to participate in recycling at home?

Answer: Helping reduce landfills.

Female, 40-54, White/Caucasian, English, Burnsville

Question: What motivates you and others in your household to participate in recycling at home?

Answer: Future of resources available.

Female, 65+, White/Caucasian, English, Burnsville

Question: What motivates you and others in your household to participate in recycling at home?

Answer: Reuse and re-purpose instead of throw away.

Male, 55-64, White/Caucasian, English, Lakeville

Question: What motivates you and others in your household to participate in recycling at home?

Answer: Landfills storage.

Female, 65+, White/Caucasian, English, Lakeville

Question: What motivates you and others in your household to participate in recycling at home?

Answer: I like to keep what I can out of the landfills.

Female, 65+, White/Caucasian, English, Burnsville

Question: What motivates you and others in your household to participate in recycling at home?

Answer: Good feelings, getting rid of junk.

Male, 55-64, White/Caucasian, English, South St. Paul

Question: What motivates you and others in your household to participate in recycling at home?

Answer: Future for our kids.

Male, 40-54, White/Caucasian, English, West St. Paul

Question: What motivates you and others in your household to participate in recycling at home?

Answer: Recycling.

Male, 65+, White/Caucasian, English, Lakeville

Question: What motivates you and others in your household to participate in recycling at home?

Answer: Environment.

Female, 55-64, White/Caucasian, English, Apple Valley

Question: What motivates you and others in your household to participate in recycling at home?

Answer: It's a lifestyle choice for me.

Male, 65+, White/Caucasian, English, Rural/Unincorporated

Question: What motivates you and others in your household to participate in recycling at home?

Answer: We make too much garbage.

Female, 65+, White/Caucasian, English, South St. Paul

Question: What motivates you and others in your household to participate in recycling at home?

Answer: Reuse of items.

Male, 55-64, White/Caucasian, English, Burnsville

Question: What motivates you and others in your household to participate in recycling at home?

Answer: Reduce the waste stream, would like to recycle more.

Male, 18-29, White/Caucasian, English, Farmington

Question: What motivates you and others in your household to participate in recycling at home?

Answer: Environment.

Female, 30-39, White/Caucasian, English, Burnsville

Question: What motivates you and others in your household to participate in recycling at home?

Answer: Conservation, reduce waste.

Female, 40-54, White/Caucasian, English, Lakeville

Question: What motivates you and others in your household to participate in recycling at home?

Answer: Right thing to do.

Female, 30-39, White/Caucasian, English, Mendota Heights

Question: What motivates you and others in your household to participate in recycling at home?

Answer: Reduce waste.

Female, 18-29, White/Caucasian, English, Lakeville

Question: What motivates you and others in your household to participate in recycling at home?

Answer: Trash can fills up.

Female, 55-64, White/Caucasian, English, Apple Valley

Question: What motivates you and others in your household to participate in recycling at home?

Answer: Don't want it in the landfill.

Male, 18-29, White/Caucasian, English, Farmington

Question: What motivates you and others in your household to participate in recycling at home?

Answer: 2

Male, 18-29, White/Caucasian, English, Burnsville

Question: What motivates you and others in your household to participate in recycling at home?

Answer: It's extremely easy to do with roadside recycling, and better for the environment.

Male, 18-29, Hispanic, English, Lakeville

Question: What motivates you and others in your household to participate in recycling at home?

Answer: Cleaner earth and smaller contributions to combat climate change.

Male, 65+, White/Caucasian, English, South St. Paul

Question: What motivates you and others in your household to participate in recycling at home?

Answer: Strongly believe in being a good steward of what my lord has given to me.

Male, 30-39, White/Caucasian, English, Eagan

Question: What motivates you and others in your household to participate in recycling at home?

Answer: Better than trash.

Female, 30-39, Asian, English, Eagan

Question: What motivates you and others in your household to participate in recycling at home?

Answer: Damage to earth.

Female, 40-54, White/Caucasian, English, Lakeville

Question: What motivates you and others in your household to participate in recycling at home?

Answer: Protect the environment.

Male, 30-39, White/Caucasian, English, Hastings

Question: What motivates you and others in your household to participate in recycling at home?

Answer: Better for the environment.

Male, 40-54, White/Caucasian, English, Lakeville

Question: What motivates you and others in your household to participate in recycling at home?

Answer: Environment.

Female, 30-39, White/Caucasian, English, Eagan

Question: What motivates you and others in your household to participate in recycling at home?

Answer: Reducing waste that goes to the landfill.

Male, 30-39, White/Caucasian, English, Burnsville

Question: What motivates you and others in your household to participate in recycling at home?

Answer: Environment.

Male, 40-54, Black/African American, English, Apple Valley

Question: What motivates you and others in your household to participate in recycling at home?

Answer: Environmental concern.

Male, 18-29, White/Caucasian, English, Lakeville

Question: What motivates you and others in your household to participate in recycling at home?

Answer: To help the environment.

Female, 30-39, White/Caucasian, English, Eagan

Question: What motivates you and others in your household to participate in recycling at home?

Answer: Reduces waste.

Female, 40-54, White/Caucasian, English, Inver Grove Heights

Question: What motivates you and others in your household to participate in recycling at home?

Answer: Protecting the environment.

Male, 40-54, White/Caucasian, English, Lakeville

Question: What motivates you and others in your household to participate in recycling at home?

Answer: 2

Male, 55-64, White/Caucasian, English, Inver Grove Heights

Question: What motivates you and others in your household to participate in recycling at home?

Answer: Environmental impact.

Female, 30-39, White/Caucasian, English, Eagan

Question: What motivates you and others in your household to participate in recycling at home?

Answer: Better the planet.

Female, 30-39, White/Caucasian, English, Mendota Heights

Question: What motivates you and others in your household to participate in recycling at home?

Answer: Environmental impact.

Female, 30-39, White/Caucasian, English, Apple Valley

Question: What motivates you and others in your household to participate in recycling at home?

Answer: Eco-friendly.

Male, 18-29, White/Caucasian, English, South St. Paul

Question: What motivates you and others in your household to participate in recycling at home?

Answer: Save the planet.

Male, 40-54, White/Caucasian, English, Lakeville

Question: What motivates you and others in your household to participate in recycling at home?

Answer: 2

Female, 40-54, White/Caucasian, English, Apple Valley

Question: *What motivates you and others in your household to participate in recycling at home?*

Answer: Help with the environment.

Male, 40-54, Other, English, Eagan

Question: *What motivates you and others in your household to participate in recycling at home?*

Answer: Only have one planet to live on and doing what we can to preserve it for our descendants is the considerate thing to do.

Female, 30-39, Other, English, Eagan

Question: *What motivates you and others in your household to participate in recycling at home?*

Answer: 2

Female, 30-39, White/Caucasian, English, Farmington

Question: *What motivates you and others in your household to participate in recycling at home?*

Answer: Good for the environment.

Male, 65+, White/Caucasian, English, Hastings

Question: *What motivates you and others in your household to participate in recycling at home?*

Answer: Common sense.

Female, 40-54, Other, English, Apple Valley

Question: *What motivates you and others in your household to participate in recycling at home?*

Answer: Better for environment.

Female, 55-64, White/Caucasian, English, Apple Valley

Question: *What motivates you and others in your household to participate in recycling at home?*

Answer: 2

Male, 40-54, White/Caucasian, English, Rosemount

Question: *What motivates you and others in your household to participate in recycling at home?*

Answer: To help save the planet.

Male, 30-39, White/Caucasian, English, Burnsville

Question: What motivates you and others in your household to participate in recycling at home?

Answer: The environment.

Female, 40-54, White/Caucasian, English, Mendota Heights

Question: What motivates you and others in your household to participate in recycling at home?

Answer: Environment, less waste to landfill.

Female, 18-29, White/Caucasian, English, Lakeville

Question: What motivates you and others in your household to participate in recycling at home?

Answer: Better for the planet as things can be reused and avoid reaching the landfill.

Female, 55-64, White/Caucasian, English, Apple Valley

Question: What motivates you and others in your household to participate in recycling at home?

Answer: Saves on trash, the right thing to do.

Male, 30-39, White/Caucasian, English, Inver Grove Heights

Question: What motivates you and others in your household to participate in recycling at home?

Answer: It's the right thing to do.

Female, 40-54, White/Caucasian, English, South St. Paul

Question: What motivates you and others in your household to participate in recycling at home?

Answer: Environmental.

Female, 30-39, White/Caucasian, English, Rosemount

Question: What motivates you and others in your household to participate in recycling at home?

Answer: Reduce trash volume, and we pay for it.

Female, 40-54, White/Caucasian, English, Apple Valley

Question: What motivates you and others in your household to participate in recycling at home?

Answer: The future of our planet.

Male, 40-54, White/Caucasian, English, Burnsville

Question: What motivates you and others in your household to participate in recycling at home?

Answer: Good for the environment.

Female, 30-39, American Indian or Alaska Native, English, Apple Valley

Question: What motivates you and others in your household to participate in recycling at home?

Answer: Clean environment.

Male, 40-54, White/Caucasian, English, Lakeville

Question: What motivates you and others in your household to participate in recycling at home?

Answer: Reduce landfill waste.

Female, 40-54, White/Caucasian, English, Burnsville

Question: What motivates you and others in your household to participate in recycling at home?

Answer: We live on earth.

Male, 40-54, White/Caucasian, English, Eagan

Question: What motivates you and others in your household to participate in recycling at home?

Answer: Environment.

Female, 18-29, White/Caucasian, English, Rosemount

Question: What motivates you and others in your household to participate in recycling at home?

Answer: Save our planet, reduce materials.

Male, 18-29, Other, English, Burnsville

Question: What motivates you and others in your household to participate in recycling at home?

Answer: 2

Male, 40-54, White/Caucasian, English, Mendota Heights

Question: What motivates you and others in your household to participate in recycling at home?

Answer: Environmental friendliness, Its just the right thing to do.

Female, 40-54, White/Caucasian, English, Eagan

Question: What motivates you and others in your household to participate in recycling at home?

Answer: To lessen permanent waste.

Male, 40-54, Other, English, Lakeville

Question: What motivates you and others in your household to participate in recycling at home?

Answer: 2

Male, 30-39, White/Caucasian, English, West St. Paul

Question: What motivates you and others in your household to participate in recycling at home?

Answer: Environment.

Female, 55-64, White/Caucasian, English, Farmington

Question: What motivates you and others in your household to participate in recycling at home?

Answer: Because it's good for the land.

Female, 55-64, Other, English, Lakeville

Question: What motivates you and others in your household to participate in recycling at home?

Answer: 2

Male, 40-54, Other, English, Burnsville

Question: What motivates you and others in your household to participate in recycling at home?

Answer: Easy.

Female, 40-54, Other, English, Apple Valley

Question: What motivates you and others in your household to participate in recycling at home?

Answer: The universe.

Female, 18-29, White/Caucasian, English, Burnsville

Question: What motivates you and others in your household to participate in recycling at home?

Answer: If the trash company picks it up when their suppose to.

Female, 55-64, White/Caucasian, English, Burnsville

Question: What motivates you and others in your household to participate in recycling at home?

Answer: 2

Female, 18-29, White/Caucasian, English, Lakeville

Question: What motivates you and others in your household to participate in recycling at home?

Answer: Less waste.

Male, 18-29, White/Caucasian, English, Apple Valley

Question: What motivates you and others in your household to participate in recycling at home?

Answer: 2

Female, 30-39, White/Caucasian, English, Eagan

Question: *What motivates you and others in your household to participate in recycling at home?*

Answer: Save the planet.

Male, 65+, White/Caucasian, English, Inver Grove Heights

Question: *What motivates you and others in your household to participate in recycling at home?*

Answer: Climate change.

Female, 30-39, White/Caucasian, English, Rural/Unincorporated

Question: *What motivates you and others in your household to participate in recycling at home?*

Answer: It's good for the earth.

Female, 65+, White/Caucasian, English, Apple Valley

Question: *What motivates you and others in your household to participate in recycling at home?*

Answer: Keep plastic out of landfill.

Female, 55-64, White/Caucasian, English, Eagan

Question: *What motivates you and others in your household to participate in recycling at home?*

Answer: 2

Female, 30-39, White/Caucasian, English, Burnsville

Question: *What motivates you and others in your household to participate in recycling at home?*

Answer: The environment.

Female, 55-64, Other, English, Eagan

Question: *What motivates you and others in your household to participate in recycling at home?*

Answer: I'm forced to pay for a second can for recyclables, whether I use it or not, I use it so I don't run out of space for my regular trash, I usually end up with two half filled cans, by the way, there are five different companies with two trucks each coming through my cul-de-sac to pick up forced recycling and trash that all ends up in a landfill anyway. more government stupidity creating waste to appease the ones who can be fooled by such stupidity. get government out of the way and let the market work. at least we'll pay less.

Male, 65+, White/Caucasian, English, Rural/Unincorporated

Question: *What motivates you and others in your household to participate in recycling at home?*

Answer: Concern for the environment.

Male, 65+, White/Caucasian, English, Lilydale

Question: What motivates you and others in your household to participate in recycling at home?

Answer: Sustainably and climate change.

Male, 40-54, Black/African American, English, Hastings

Question: What motivates you and others in your household to participate in recycling at home?

Answer: Caring for our environment.

Male, 55-64, White/Caucasian, English, Apple Valley

Question: What motivates you and others in your household to participate in recycling at home?

Answer: We only have one planet, let's recycle and reuse and reduce waste.

Male, 18-29, White/Caucasian, English, Eagan

Question: What motivates you and others in your household to participate in recycling at home?

Answer: 2

Female, 40-54, White/Caucasian, English, Burnsville

Question: What motivates you and others in your household to participate in recycling at home?

Answer: 2

Female, 40-54, White/Caucasian, English, Burnsville

Question: What motivates you and others in your household to participate in recycling at home?

Answer: 2

Male, 18-29, White/Caucasian, English, Burnsville

Question: What motivates you and others in your household to participate in recycling at home?

Answer: Reduce waste.

Female, 55-64, White/Caucasian, English, Lakeville

Question: What motivates you and others in your household to participate in recycling at home?

Answer: Environment.

Female, 30-39, White/Caucasian, English, Eagan

Question: What motivates you and others in your household to participate in recycling at home?

Answer: Reusing as much as possible, less waste in a landfill.

Male, 40-54, White/Caucasian, English, Burnsville

Question: What motivates you and others in your household to participate in recycling at home?

Answer: Hope its making a difference.

Female, 18-29, White/Caucasian, English, Eagan

Question: What motivates you and others in your household to participate in recycling at home?

Answer: Environment.

Female, 30-39, White/Caucasian, English, Lakeville

Question: What motivates you and others in your household to participate in recycling at home?

Answer: 2

Female, 18-29, Other, English, Apple Valley

Question: What motivates you and others in your household to participate in recycling at home?

Answer: Save the environment.

Female, 65+, Other, English, Burnsville

Question: What motivates you and others in your household to participate in recycling at home?

Answer: Saving earth's resources by reusing,recycling.

Male, 18-29, White/Caucasian, English, Eagan

Question: What motivates you and others in your household to participate in recycling at home?

Answer: 2

Male, 30-39, White/Caucasian, English, Lakeville

Question: What motivates you and others in your household to participate in recycling at home?

Answer: Help the environment.

Male, 30-39, White/Caucasian, English, Eagan

Question: What motivates you and others in your household to participate in recycling at home?

Answer: Global climate change.

Female, 55-64, Other, English, Burnsville

Question: What motivates you and others in your household to participate in recycling at home?

Answer: 2

Male, 55-64, White/Caucasian, English, Apple Valley

Question: What motivates you and others in your household to participate in recycling at home?

Answer: I like to.

Male, 30-39, White/Caucasian, English, Hastings

Question: What motivates you and others in your household to participate in recycling at home?

Answer: Resources and sustainability.

Male, 55-64, White/Caucasian, English, West St. Paul

Question: What motivates you and others in your household to participate in recycling at home?

Answer: Environmental.

Female, 18-29, Other, English, Hastings

Question: What motivates you and others in your household to participate in recycling at home?

Answer: To help preserve the environment.

Female, 40-54, Asian, English, Apple Valley

Question: What motivates you and others in your household to participate in recycling at home?

Answer: Educational background.

Male, 40-54, White/Caucasian, English, West St. Paul

Question: What motivates you and others in your household to participate in recycling at home?

Answer: Creates jobs, and saves the environment.

Female, 40-54, White/Caucasian, English, Farmington

Question: What motivates you and others in your household to participate in recycling at home?

Answer: Environment.

Male, 40-54, White/Caucasian, English, Burnsville

Question: What motivates you and others in your household to participate in recycling at home?

Answer: 2

Male, 30-39, White/Caucasian, English, South St. Paul

Question: What motivates you and others in your household to participate in recycling at home?

Answer: Reducing wastefulness.

Male, 65+, White/Caucasian, English, Lakeville

Question: What motivates you and others in your household to participate in recycling at home?

Answer: Caring for the planet, and those who come after us!!

Female, 55-64, White/Caucasian, English, Burnsville

Question: What motivates you and others in your household to participate in recycling at home?

Answer: Clean environment.

Male, 55-64, Other, English, Eagan

Question: What motivates you and others in your household to participate in recycling at home?

Answer: Its the right thing to do.

Female, 18-29, White/Caucasian, English, Rosemount

Question: What motivates you and others in your household to participate in recycling at home?

Answer: Environmentalism, climate change.

Female, 18-29, White/Caucasian, English, Mendota Heights

Question: What motivates you and others in your household to participate in recycling at home?

Answer: 2

Female, 18-29, White/Caucasian, English, Inver Grove Heights

Question: What motivates you and others in your household to participate in recycling at home?

Answer: Less to throw away and better to recycle.

Female, 18-29, Hispanic, English, Inver Grove Heights

Question: What motivates you and others in your household to participate in recycling at home?

Answer: Better for the environment.

Male, 65+, White/Caucasian, English, Burnsville

Question: What motivates you and others in your household to participate in recycling at home?

Answer: Environmental responsibility.

Male, 55-64, White/Caucasian, English, Mendota Heights

Question: What motivates you and others in your household to participate in recycling at home?

Answer: We only have one earth.

Male, 65+, White/Caucasian, English, West St. Paul

Question: What motivates you and others in your household to participate in recycling at home?

Answer: Future for family.

Male, 30-39, White/Caucasian, English, Hastings

Question: What motivates you and others in your household to participate in recycling at home?

Answer: Better for our earth.

Female, 55-64, Other, English, South St. Paul

Question: What motivates you and others in your household to participate in recycling at home?

Answer: Environmental.

Male, 55-64, White/Caucasian, English, Eagan

Question: What motivates you and others in your household to participate in recycling at home?

Answer: Responsible stewards of the earth.

Female, 30-39, White/Caucasian, English, Mendota Heights

Question: What motivates you and others in your household to participate in recycling at home?

Answer: Years of indoctrination as a youth on the importance of the reduce, reuse recycle mantra.

Female, 40-54, Hispanic, English, Burnsville

Question: What motivates you and others in your household to participate in recycling at home?

Answer: 2

Male, 30-39, White/Caucasian, English, Eagan

Question: What motivates you and others in your household to participate in recycling at home?

Answer: Better for the environment.

Female, 30-39, White/Caucasian, English, South St. Paul

Question: What motivates you and others in your household to participate in recycling at home?

Answer: 2

Female, 18-29, White/Caucasian, English, Burnsville

Question: What motivates you and others in your household to participate in recycling at home?

Answer: Overuse of landfills.

Male, 40-54, White/Caucasian, English, Burnsville

Question: What motivates you and others in your household to participate in recycling at home?

Answer: Don't want my rivers polluted like Asia where 90% of children are born with cleft pallets etc.

Female, 55-64, White/Caucasian, English, Eagan

Question: What motivates you and others in your household to participate in recycling at home?

Answer: Easier to sort.

Female, 18-29, White/Caucasian, English, Hastings

Question: What motivates you and others in your household to participate in recycling at home?

Answer: Environment.

Male, 40-54, White/Caucasian, English, Hastings

Question: What motivates you and others in your household to participate in recycling at home?

Answer: 2

Male, 30-39, White/Caucasian, English, Eagan

Question: What motivates you and others in your household to participate in recycling at home?

Answer: Environmental impact of waste.

Female, 30-39, White/Caucasian, English, Apple Valley

Question: What motivates you and others in your household to participate in recycling at home?

Answer: Environmental impact of waste.

Male, 18-29, White/Caucasian, English, Apple Valley

Question: What motivates you and others in your household to participate in recycling at home?

Answer: Environment.

Female, 30-39, White/Caucasian, English, Inver Grove Heights

Question: What motivates you and others in your household to participate in recycling at home?

Answer: 2

Female, 30-39, White/Caucasian, English, Mendota Heights

Question: What motivates you and others in your household to participate in recycling at home?

Answer: Environment

Female, 55-64, White/Caucasian, English, Eagan

Question: What motivates you and others in your household to participate in recycling at home?

Answer: Recycling provides reusable products.

Female, 55-64, White/Caucasian, English, Rural/Unincorporated

Question: What motivates you and others in your household to participate in recycling at home?

Answer: Environmental decrease waste in land fills.

Female, 40-54, White/Caucasian, English, Eagan

Question: What motivates you and others in your household to participate in recycling at home?

Answer: Ethical values.

Female, 65+, Hispanic, English, West St. Paul

Question: What motivates you and others in your household to participate in recycling at home?

Answer: Environmental

Male, 30-39, Black/African American, English, Eagan

Question: What motivates you and others in your household to participate in recycling at home?

Answer: It is very important to us.

Female, 55-64, White/Caucasian, English, Eagan

Question: What motivates you and others in your household to participate in recycling at home?

Answer: Better for environment.

Male, 30-39, White/Caucasian, English, Apple Valley

Question: What motivates you and others in your household to participate in recycling at home?

Answer: It exists.

Male, 30-39, White/Caucasian, English, West St. Paul

Question: What motivates you and others in your household to participate in recycling at home?

Answer: Stop humanity from killing the world.

Female, 18-29, Asian, English, South St. Paul

Question: What motivates you and others in your household to participate in recycling at home?

Answer: Good for the earth.

Male, 40-54, White/Caucasian, English, Inver Grove Heights

Question: What motivates you and others in your household to participate in recycling at home?

Answer: Care about earth.

Female, 18-29, White/Caucasian, English, Lakeville

Question: What motivates you and others in your household to participate in recycling at home?

Answer: My family believes it is important for our environment and that it is the right thing to do to reduce our waste.

Female, 55-64, White/Caucasian, English, Inver Grove Heights

Question: What motivates you and others in your household to participate in recycling at home?

Answer: The environment.

Female, 55-64, White/Caucasian, English, Farmington

Question: What motivates you and others in your household to participate in recycling at home?

Answer: The future

Female, 18-29, White/Caucasian, English, Mendota Heights

Question: What motivates you and others in your household to participate in recycling at home?

Answer: Not dying from environmental collapse, sustainability, progress.

Female, 55-64, White/Caucasian, English, South St. Paul

Question: What motivates you and others in your household to participate in recycling at home?

Answer: 2

Male, 30-39, Other, English, Lakeville

Question: What motivates you and others in your household to participate in recycling at home?

Answer: 2

Female, 40-54, White/Caucasian, English, Farmington

Question: *What motivates you and others in your household to participate in recycling at home?*

Answer: Recycling is doing the right thing for the environment and producing less waste.

Female, 55-64, White/Caucasian, English, Lakeville

Question: *What motivates you and others in your household to participate in recycling at home?*

Answer: Environment

Female, 55-64, White/Caucasian, English, Lakeville

Question: *What motivates you and others in your household to participate in recycling at home?*

Answer: The right thing to do.

Female, 40-54, White/Caucasian, English, Apple Valley

Question: *What motivates you and others in your household to participate in recycling at home?*

Answer: Easy to do.

Male, 40-54, Black/African American, English, Burnsville

Question: *What motivates you and others in your household to participate in recycling at home?*

Answer: 2

Male, 18-29, Hispanic, English, South St. Paul

Question: *What motivates you and others in your household to participate in recycling at home?*

Answer: Saving the environment.

Female, 30-39, Black/African American, English, Burnsville

Question: *What motivates you and others in your household to participate in recycling at home?*

Answer: Earth's preservation.

Male, 40-54, White/Caucasian, English, Lakeville

Question: *What motivates you and others in your household to participate in recycling at home?*

Answer: Less trash in the landfill.

Male, 65+, Other, English, Rosemount



Question: What motivates you and others in your household to participate in recycling at home?

Answer: Planet

Male, 30-39, White/Caucasian, English, Inver Grove Heights

Question: What motivates you and others in your household to participate in recycling at home?

Answer: Be good stewards.

Male, 30-39, White/Caucasian, English, Burnsville

Question: What motivates you and others in your household to participate in recycling at home?

Answer: 2

Male, 18-29, White/Caucasian, English, Mendota Heights

Question: What motivates you and others in your household to participate in recycling at home?

Answer: In the hopes that our things will actually being recycled, it is important to be able to reuse our resources.

Male, 40-54, White/Caucasian, English, Eagan

Question: What motivates you and others in your household to participate in recycling at home?

Answer: Environment, keep things out of landfill, reuse materials.

Male, 65+, White/Caucasian, English, South St. Paul

Question: What motivates you and others in your household to participate in recycling at home?

Answer: Global warming; quality of life for future generations.

Female, 30-39, White/Caucasian, English, Farmington

Question: What motivates you and others in your household to participate in recycling at home?

Answer: Knowing that it is the right thing to do for the environment.

Female, 40-54, White/Caucasian, English, Apple Valley

Question: What motivates you and others in your household to participate in recycling at home?

Answer: Social responsibility.

Female, 30-39, White/Caucasian, English, Farmington

Question: What motivates you and others in your household to participate in recycling at home?

Answer: Doing our part to reduce waste.

Female, 40-54, White/Caucasian, English, Rosemount

Question: What motivates you and others in your household to participate in recycling at home?

Answer: Future

Female, 30-39, White/Caucasian, English, Eagan

Question: What motivates you and others in your household to participate in recycling at home?

Answer: Environment

Female, 18-29, White/Caucasian, English, Mendota Heights

Question: What motivates you and others in your household to participate in recycling at home?

Answer: Saving the seals.

Male, 55-64, Other, English, Inver Grove Heights

Question: What motivates you and others in your household to participate in recycling at home?

Answer: Slowing landfill filling.

Female, 55-64, White/Caucasian, English, Inver Grove Heights

Question: What motivates you and others in your household to participate in recycling at home?

Answer: Sustainability.

Female, 30-39, White/Caucasian, English, Lakeville

Question: What motivates you and others in your household to participate in recycling at home?

Answer: Help the environment.

Male, 65+, Hispanic, English, Eagan

Question: What motivates you and others in your household to participate in recycling at home?

Answer: 2

Male, 55-64, Other, English, Hastings

Question: What motivates you and others in your household to participate in recycling at home?

Answer: 2

Female, 18-29, White/Caucasian, English, Hastings

Question: What motivates you and others in your household to participate in recycling at home?

Answer: Good for environment.

Male, 18-29, Other, English, Apple Valley

Question: What motivates you and others in your household to participate in recycling at home?

Answer: It's better than dumping everything into a landfill.

Female, 40-54, White/Caucasian, English, Rosemount

Question: What motivates you and others in your household to participate in recycling at home?

Answer: Future

Male, 40-54, White/Caucasian, English, Inver Grove Heights

Question: What motivates you and others in your household to participate in recycling at home?

Answer: No place to recycle, I live in an apartment with just a dumpster.

Female, 30-39, White/Caucasian, English, Eagan

Question: What motivates you and others in your household to participate in recycling at home?

Answer: We have to take care of our planet, its the only one we've got!

Female, 40-54, White/Caucasian, English, Apple Valley

Question: What motivates you and others in your household to participate in recycling at home?

Answer: Environmental

Male, 18-29, White/Caucasian, English, West St. Paul

Question: What motivates you and others in your household to participate in recycling at home?

Answer: Waste

Male, 40-54, White/Caucasian, English, Eagan

Question: What motivates you and others in your household to participate in recycling at home?

Answer: 2

Male, 18-29, White/Caucasian, English, Burnsville

Question: What motivates you and others in your household to participate in recycling at home?

Answer: A hope that I'm making a difference .

Female, 30-39, White/Caucasian, English, West St. Paul

Question: What motivates you and others in your household to participate in recycling at home?

Answer: 2

Male, 65+, Black/African American, English, Inver Grove Heights

Question: *What motivates you and others in your household to participate in recycling at home?*

Answer: Save the earth.

Male, 30-39, White/Caucasian, English, Lakeville

Question: *What motivates you and others in your household to participate in recycling at home?*

Answer: Saves trash being put into the landfill and should in return help the environment.

Male, 40-54, White/Caucasian, English, Rural/Unincorporated

Question: *What motivates you and others in your household to participate in recycling at home?*

Answer: 2

Female, 18-29, Hispanic, English, Eagan

Question: *What motivates you and others in your household to participate in recycling at home?*

Answer: Clean lakes, clean streets, clean fields for wildlife.

Male, 30-39, Other, English, South St. Paul

Question: *What motivates you and others in your household to participate in recycling at home?*

Answer: Reduce waste.

Female, 30-39, White/Caucasian, English, Inver Grove Heights

Question: *What motivates you and others in your household to participate in recycling at home?*

Answer: Keep the planet nice for years to come.

Female, 18-29, White/Caucasian, English, Apple Valley

Question: *What motivates you and others in your household to participate in recycling at home?*

Answer: Environmental factors and becoming conscious of how much I consume unnecessarily.

Female, 30-39, White/Caucasian, English, Farmington

Question: *What motivates you and others in your household to participate in recycling at home?*

Answer: Mom is a huge believer of eliminating waste.

Female, 30-39, White/Caucasian, English, Lakeville

Question: What motivates you and others in your household to participate in recycling at home?

Answer: Cleaner environment

Female, 30-39, Asian, English, Farmington

Question: What motivates you and others in your household to participate in recycling at home?

Answer: Help the environment

Male, 40-54, Black/African American, English, Eagan

Question: What motivates you and others in your household to participate in recycling at home?

Answer: Environment

Female, 30-39, White/Caucasian, English, Farmington

Question: What motivates you and others in your household to participate in recycling at home?

Answer: Environment

Female, 30-39, White/Caucasian, English, Burnsville

Question: What motivates you and others in your household to participate in recycling at home?

Answer: Reduce waste

Female, 30-39, Hispanic, Spanish, Burnsville

Question: What motivates you and others in your household to participate in recycling at home?

Answer: Reduce garbage.

Male, 18-29, White/Caucasian, English, Eagan

Question: What motivates you and others in your household to participate in recycling at home?

Answer: 2

Male, 18-29, Hispanic, English, Burnsville

Question: What motivates you and others in your household to participate in recycling at home?

Answer: Environment

Male, 55-64, White/Caucasian, English, Lakeville

Question: What motivates you and others in your household to participate in recycling at home?

Answer: Keeping plastics out of land fills. recycling paper and saving on our natural resources. recycling of glass, metals , and all other resources saves our environment and for generations ahead.

Male, 40-54, Other, English, Mendota Heights

Question: What motivates you and others in your household to participate in recycling at home?

Answer: Right thing to do.

Male, 40-54, White/Caucasian, English, Burnsville

Question: What motivates you and others in your household to participate in recycling at home?

Answer: Decrease waste.

Male, 30-39, White/Caucasian, English, Inver Grove Heights

Question: What motivates you and others in your household to participate in recycling at home?

Answer: For the environment

Female, 30-39, Hispanic, English, Farmington

Question: What motivates you and others in your household to participate in recycling at home?

Answer: Taking care of the earth, cutting down on waste and helping the environment

Male, 40-54, White/Caucasian, English, Eagan

Question: What motivates you and others in your household to participate in recycling at home?

Answer: Everybody should.

Female, 30-39, Hispanic, English, West St. Paul

Question: What motivates you and others in your household to participate in recycling at home?

Answer: To help keep it out of landfills.

Female, 30-39, White/Caucasian, English, Lakeville

Question: What motivates you and others in your household to participate in recycling at home?

Answer: The future

Male, 18-29, White/Caucasian, English, Hastings

Question: What motivates you and others in your household to participate in recycling at home?

Answer: Good for planet

Female, 55-64, White/Caucasian, English, Burnsville

Question: What motivates you and others in your household to participate in recycling at home?

Answer: General conservation & reduce waste & want to recycle. my apt bldg makes it difficult to recycle

Female, 30-39, White/Caucasian, English, West St. Paul

Question: What motivates you and others in your household to participate in recycling at home?

Answer: Environmental concerns.

Male, 30-39, White/Caucasian, English, Inver Grove Heights

Question: What motivates you and others in your household to participate in recycling at home?

Answer: 2

Female, 40-54, White/Caucasian, English, Rosemount

Question: What motivates you and others in your household to participate in recycling at home?

Answer: Good for the environment.

Male, 55-64, Other, English, Rosemount

Question: What motivates you and others in your household to participate in recycling at home?

Answer: Lowering the need for landfills.

Male, 40-54, White/Caucasian, English, Eagan

Question: What motivates you and others in your household to participate in recycling at home?

Answer: Environmentalism.

Female, 30-39, Black/African American, English, Inver Grove Heights

Question: What motivates you and others in your household to participate in recycling at home?

Answer: To help the earth to stay clean and to help slow down climate change.

Female, 40-54, White/Caucasian, English, Mendota Heights

Question: What motivates you and others in your household to participate in recycling at home?

Answer: Better than landfill.

Male, 40-54, White/Caucasian, English, Lakeville

Question: What motivates you and others in your household to participate in recycling at home?

Answer: Better for the environment

Female, 18-29, White/Caucasian, English, Burnsville

Question: What motivates you and others in your household to participate in recycling at home?

Answer: Environment

Female, 18-29, White/Caucasian, English, West St. Paul

Question: What motivates you and others in your household to participate in recycling at home?

Answer: Bettering the planet, less trash.

Female, 55-64, White/Caucasian, English, West St. Paul

Question: What motivates you and others in your household to participate in recycling at home?

Answer: Saving the planet

Female, 30-39, Asian, English, Apple Valley

Question: What motivates you and others in your household to participate in recycling at home?

Answer: Keeping things out of the landfills.

Female, 30-39, White/Caucasian, English, West St. Paul

Question: What motivates you and others in your household to participate in recycling at home?

Answer: Helping the environment.

Female, 18-29, White/Caucasian, English, Burnsville

Question: What motivates you and others in your household to participate in recycling at home?

Answer: Future

Female, 30-39, White/Caucasian, English, Lakeville

Question: What motivates you and others in your household to participate in recycling at home?

Answer: Environmental responsibility

Male, 30-39, White/Caucasian, English, Rural/Unincorporated

Question: What motivates you and others in your household to participate in recycling at home?

Answer: Reuse reduce landfill waste.

Other, 55-64, White/Caucasian, English, Burnsville

Question: What motivates you and others in your household to participate in recycling at home?

Answer: Environmental.

Male, 30-39, White/Caucasian, English, Apple Valley

Question: What motivates you and others in your household to participate in recycling at home?

Answer: Straws are polluting the oceans.

Female, 30-39, White/Caucasian, English, Lakeville

Question: What motivates you and others in your household to participate in recycling at home?

Answer: Less waste going into landfills.

Female, 30-39, White/Caucasian, English, Eagan

Question: What motivates you and others in your household to participate in recycling at home?

Answer: Helping the world and reusing items to make other items.

Male, 18-29, White/Caucasian, English, Apple Valley

Question: What motivates you and others in your household to participate in recycling at home?

Answer: We only have 1 earth, so take care of it.

Female, 30-39, White/Caucasian, English, Eagan

Question: What motivates you and others in your household to participate in recycling at home?

Answer: Keeping as much out of landfills as possible.

Female, 30-39, Other, English, Burnsville

Question: What motivates you and others in your household to participate in recycling at home?

Answer: 2

Female, 40-54, White/Caucasian, English, Mendota Heights

Question: What motivates you and others in your household to participate in recycling at home?

Answer: Environment

Male, 30-39, White/Caucasian, English, West St. Paul

Question: What motivates you and others in your household to participate in recycling at home?

Answer: Less trash.

Female, 55-64, White/Caucasian, English, Lakeville

Question: What motivates you and others in your household to participate in recycling at home?

Answer: Environment

Female, 18-29, White/Caucasian, English, Eagan

Question: What motivates you and others in your household to participate in recycling at home?

Answer: 2

Male, 40-54, White/Caucasian, English, Lakeville

Question: What motivates you and others in your household to participate in recycling at home?

Answer: Care for our planet

Male, 55-64, White/Caucasian, English, Farmington

Question: What motivates you and others in your household to participate in recycling at home?

Answer: Future

Male, 40-54, White/Caucasian, English, Apple Valley

Question: What motivates you and others in your household to participate in recycling at home?

Answer: I hope it truly helps the earth in regards to environment, resources, and climate stability.

Male, 40-54, White/Caucasian, English, West St. Paul

Question: What motivates you and others in your household to participate in recycling at home?

Answer: Remove recycling from landfills.

Male, 30-39, White/Caucasian, English, South St. Paul

Question: What motivates you and others in your household to participate in recycling at home?

Answer: Earth

Female, 55-64, Other, English, Rosemount

Question: What motivates you and others in your household to participate in recycling at home?

Answer: Good for environment.

Male, 30-39, White/Caucasian, English, Eagan

Question: What motivates you and others in your household to participate in recycling at home?

Answer: Not being a bad person who doesn't care about the planet.

Female, 18-29, White/Caucasian, English, Eagan

Question: What motivates you and others in your household to participate in recycling at home?

Answer: Environment

Female, 55-64, Black/African American, English, Inver Grove Heights

Question: *What motivates you and others in your household to participate in recycling at home?*

Answer: 2

Female, 30-39, White/Caucasian, English, Mendota Heights

Question: *What motivates you and others in your household to participate in recycling at home?*

Answer: 2

Female, 55-64, White/Caucasian, English, Mendota Heights

Question: *What motivates you and others in your household to participate in recycling at home?*

Answer: To do less harm to the environment, and to conserve resources.

Female, 40-54, White/Caucasian, English, Mendota Heights

Question: *What motivates you and others in your household to participate in recycling at home?*

Answer: Environment and minimizing landfill.

Male, 30-39, White/Caucasian, English, Apple Valley

Question: *What motivates you and others in your household to participate in recycling at home?*

Answer: 2

Male, 55-64, White/Caucasian, English, Eagan

Question: *What motivates you and others in your household to participate in recycling at home?*

Answer: 2

Female, 30-39, White/Caucasian, English, Apple Valley

Question: *What motivates you and others in your household to participate in recycling at home?*

Answer: Environmental impacts.

Male, 40-54, Black/African American, English, Burnsville

Question: *What motivates you and others in your household to participate in recycling at home?*

Answer: 2

Male, 30-39, White/Caucasian, English, Inver Grove Heights

Question: What motivates you and others in your household to participate in recycling at home?

Answer: Save the planet.

Male, 40-54, White/Caucasian, English, Rural/Unincorporated

Question: What motivates you and others in your household to participate in recycling at home?

Answer: Positive impact on environment.

Male, 55-64, White/Caucasian, English, Burnsville

Question: What motivates you and others in your household to participate in recycling at home?

Answer: Conserving resources.

Female, 40-54, White/Caucasian, English, Hastings

Question: What motivates you and others in your household to participate in recycling at home?

Answer: Curbing climate change and keep the environment clean.

Female, 18-29, Other, English, Burnsville

Question: What motivates you and others in your household to participate in recycling at home?

Answer: 2

Female, 30-39, Asian, English, Burnsville

Question: What motivates you and others in your household to participate in recycling at home?

Answer: Lower carbon footprint.

Female, 40-54, White/Caucasian, English, Lakeville

Question: What motivates you and others in your household to participate in recycling at home?

Answer: Environment

Female, 40-54, White/Caucasian, English, South St. Paul

Question: What motivates you and others in your household to participate in recycling at home?

Answer: Earth...seems motive enough.

Male, 55-64, White/Caucasian, English, Eagan

Question: What motivates you and others in your household to participate in recycling at home?

Answer: 2

Female, 30-39, White/Caucasian, English, Burnsville

Question: What motivates you and others in your household to participate in recycling at home?

Answer: Environment and setting an example

Female, 30-39, White/Caucasian, English, Burnsville

Question: What motivates you and others in your household to participate in recycling at home?

Answer: Environmental care, reduce waste

Female, 18-29, White/Caucasian, English, Hastings

Question: What motivates you and others in your household to participate in recycling at home?

Answer: To reduce waste in landfills

Male, 40-54, White/Caucasian, English, Eagan

Question: What motivates you and others in your household to participate in recycling at home?

Answer: Environment

Male, 55-64, White/Caucasian, English, Lakeville

Question: What motivates you and others in your household to participate in recycling at home?

Answer: Less garbage in landfill

Female, 40-54, White/Caucasian, English, Eagan

Question: What motivates you and others in your household to participate in recycling at home?

Answer: 2

Male, 65+, Black/African American, English, Inver Grove Heights

Question: What motivates you and others in your household to participate in recycling at home?

Answer: Impact on environment

Male, 55-64, White/Caucasian, English, Eagan

Question: What motivates you and others in your household to participate in recycling at home?

Answer: Minimize landfill waste

Female, 30-39, White/Caucasian, English, Lakeville

Question: What motivates you and others in your household to participate in recycling at home?

Answer: Environmental impact

Male, 30-39, White/Caucasian, English, Apple Valley

Question: What motivates you and others in your household to participate in recycling at home?

Answer: 2

Female, 30-39, White/Caucasian, English, Eagan

Question: What motivates you and others in your household to participate in recycling at home?

Answer: Reduce waste, better for the planet.

Female, 30-39, White/Caucasian, English, Rosemount

Question: What motivates you and others in your household to participate in recycling at home?

Answer: The planet

Female, 18-29, White/Caucasian, English, Lakeville

Question: What motivates you and others in your household to participate in recycling at home?

Answer: Reduce landfill waste

Female, 40-54, White/Caucasian, English, Sunfish Lake

Question: What motivates you and others in your household to participate in recycling at home?

Answer: It's the right thing to do, we only have one planet and need to reduce carbon foot print.

Male, 65+, White/Caucasian, English, Rural/Unincorporated

Question: What motivates you and others in your household to participate in recycling at home?

Answer: Less waste.

Female, 18-29, White/Caucasian, English, Rosemount

Question: What motivates you and others in your household to participate in recycling at home?

Answer: 2

Male, 65+, Black/African American, English, Sunfish Lake

Question: What motivates you and others in your household to participate in recycling at home?

Answer: My father was shot down in world war two from a b17 bomber, almost starved to death, both parents grew up in great depression, so they saved, conserved and wasted nothing.

Male, 40-54, White/Caucasian, English, Apple Valley

Question: What motivates you and others in your household to participate in recycling at home?

Answer: 2

Male, 30-39, White/Caucasian, English, Farmington

Question: What motivates you and others in your household to participate in recycling at home?

Answer: Environmental

Female, 65+, White/Caucasian, English, Eagan

Question: What motivates you and others in your household to participate in recycling at home?

Answer: Environmental

Female, 55-64, Other, English, Inver Grove Heights

Question: What motivates you and others in your household to participate in recycling at home?

Answer: Waste is a crime that hurts the planet and the soul

Male, 30-39, White/Caucasian, English, West St. Paul

Question: What motivates you and others in your household to participate in recycling at home?

Answer: Environmental

Male, 40-54, White/Caucasian, English, Rosemount

Question: What motivates you and others in your household to participate in recycling at home?

Answer: Help the environment

Female, 18-29, White/Caucasian, English, Mendota Heights

Question: What motivates you and others in your household to participate in recycling at home?

Answer: Climate change

Female, 30-39, Asian, English, Apple Valley

Question: What motivates you and others in your household to participate in recycling at home?

Answer: Helping to create a better environment

Male, 65+, White/Caucasian, English, Lakeville

Question: What motivates you and others in your household to participate in recycling at home?

Answer: 2

Male, 30-39, White/Caucasian, English, Rural/Unincorporated

Question: What motivates you and others in your household to participate in recycling at home?

Answer: 2

Male, 65+, White/Caucasian, English, Rosemount

Question: What motivates you and others in your household to participate in recycling at home?

Answer: To participate in saving our planet.

Female, 30-39, White/Caucasian, English, Apple Valley

Question: What motivates you and others in your household to participate in recycling at home?

Answer: Help cleanse the earth.

Female, 55-64, White/Caucasian, English, Lakeville

Question: What motivates you and others in your household to participate in recycling at home?

Answer: Reduction in landfill waste, materials can be used for other products.

Male, 55-64, White/Caucasian, English, Apple Valley

Question: What motivates you and others in your household to participate in recycling at home?

Answer: It the right thing to do.

Female, 30-39, Other, English, Rosemount

Question: What motivates you and others in your household to participate in recycling at home?

Answer: Strange question.

Female, 55-64, White/Caucasian, English, Eagan

Question: What motivates you and others in your household to participate in recycling at home?

Answer: Less landfill, sustainability.

Male, 30-39, White/Caucasian, English, Lakeville

Question: What motivates you and others in your household to participate in recycling at home?

Answer: Re-purposing resources are good for the environment.

Female, 55-64, American Indian or Alaska Native, English, West St. Paul

Question: What motivates you and others in your household to participate in recycling at home?

Answer: Environment

Male, 55-64, White/Caucasian, English, Hastings

Question: What motivates you and others in your household to participate in recycling at home?

Answer: The future

Male, 30-39, White/Caucasian, English, Burnsville

Question: What motivates you and others in your household to participate in recycling at home?

Answer: Help planet and reuse

Female, 55-64, White/Caucasian, English, Burnsville

Question: What motivates you and others in your household to participate in recycling at home?

Answer: To renew material.

Female, 30-39, Other, English, Inver Grove Heights

Question: What motivates you and others in your household to participate in recycling at home?

Answer: Less waste.

Male, 55-64, Asian, English, Eagan

Question: What motivates you and others in your household to participate in recycling at home?

Answer: Environment

Male, 55-64, White/Caucasian, English, Burnsville

Question: What motivates you and others in your household to participate in recycling at home?

Answer: Preserve environment, better environment for grandchildren.

Male, 65+, White/Caucasian, English, West St. Paul

Question: What motivates you and others in your household to participate in recycling at home?

Answer: None

Male, 55-64, White/Caucasian, English, Apple Valley

Question: What motivates you and others in your household to participate in recycling at home?

Answer: What I've been taught about the benefits.

Female, 40-54, White/Caucasian, English, Lakeville

Question: What motivates you and others in your household to participate in recycling at home?

Answer: Helps the environment.

Female, 30-39, White/Caucasian, English, Hastings

Question: What motivates you and others in your household to participate in recycling at home?

Answer: The environment.

Male, 55-64, White/Caucasian, English, Rural/Unincorporated

Question: What motivates you and others in your household to participate in recycling at home?

Answer: 2

Male, 55-64, Other, English, Prefer not to answer

Question: What motivates you and others in your household to participate in recycling at home?

Answer: 2

Female, 40-54, White/Caucasian, English, Lakeville

Question: What motivates you and others in your household to participate in recycling at home?

Answer: Taking care of the world.

Female, 65+, White/Caucasian, English, West St. Paul

Question: What motivates you and others in your household to participate in recycling at home?

Answer: 2

Female, 65+, White/Caucasian, English, Lakeville

Question: What motivates you and others in your household to participate in recycling at home?

Answer: For the sake of the earth.

Female, 40-54, White/Caucasian, English, Inver Grove Heights

Question: What motivates you and others in your household to participate in recycling at home?

Answer: Environmental, to keep things out of the dump.

Male, 65+, White/Caucasian, English, Inver Grove Heights

Question: What motivates you and others in your household to participate in recycling at home?

Answer: 2

Female, 40-54, White/Caucasian, English, South St. Paul

Question: What motivates you and others in your household to participate in recycling at home?

Answer: We use so much plastic an aluminum an paper products that harm earth and we need to do something to take care of our earth.

Male, 30-39, White/Caucasian, English, Hastings

Question: What motivates you and others in your household to participate in recycling at home?

Answer: Kids

Female, 65+, Other, English, Lakeville

Question: What motivates you and others in your household to participate in recycling at home?

Answer: Reuse plastic.

Male, 40-54, White/Caucasian, English, Apple Valley

Question: What motivates you and others in your household to participate in recycling at home?

Answer: Help the environment

Male, 65+, White/Caucasian, English, Rural/Unincorporated

Question: What motivates you and others in your household to participate in recycling at home?

Answer: Best for the environment.

Male, 30-39, White/Caucasian, English, Mendota Heights

Question: What motivates you and others in your household to participate in recycling at home?

Answer: Environment

Male, 65+, White/Caucasian, English, Lakeville

Question: What motivates you and others in your household to participate in recycling at home?

Answer: Quick availability through trash collection.

Male, 40-54, White/Caucasian, English, Hastings

Question: What motivates you and others in your household to participate in recycling at home?

Answer: Care for the environment.

Female, 40-54, White/Caucasian, English, Rosemount

Question: What motivates you and others in your household to participate in recycling at home?

Answer: Environment

Female, 55-64, White/Caucasian, English, Apple Valley

Question: What motivates you and others in your household to participate in recycling at home?

Answer: Earth preservation.

Female, 65+, White/Caucasian, English, Burnsville

Question: What motivates you and others in your household to participate in recycling at home?

Answer: Environmental protection .

Female, 55-64, White/Caucasian, English, Hastings

Question: What motivates you and others in your household to participate in recycling at home?

Answer: Future generations

Female, 55-64, White/Caucasian, English, Rosemount

Question: What motivates you and others in your household to participate in recycling at home?

Answer: Less in landfills

Female, 30-39, Other, English, Apple Valley

Question: What motivates you and others in your household to participate in recycling at home?

Answer: I don't

Female, 40-54, White/Caucasian, English, Apple Valley

Question: What motivates you and others in your household to participate in recycling at home?

Answer: 2

Female, 40-54, White/Caucasian, English, Eagan

Question: What motivates you and others in your household to participate in recycling at home?

Answer: Dont want anything in landfills or oceans.

Male, 30-39, White/Caucasian, English, Rural/Unincorporated

Question: What motivates you and others in your household to participate in recycling at home?

Answer: 2

Female, 40-54, White/Caucasian, English, Eagan

Question: What motivates you and others in your household to participate in recycling at home?

Answer: Earth

Female, 55-64, White/Caucasian, English, Eagan

Question: What motivates you and others in your household to participate in recycling at home?

Answer: So many single use plastics.

Female, 55-64, White/Caucasian, English, Eagan

Question: What motivates you and others in your household to participate in recycling at home?

Answer: 2

Female, 30-39, White/Caucasian, English, Farmington

Question: What motivates you and others in your household to participate in recycling at home?

Answer: 2

Male, 55-64, White/Caucasian, English, Eagan

Question: What motivates you and others in your household to participate in recycling at home?

Answer: A place to put trash.

Male, 65+, White/Caucasian, English, Eagan

Question: What motivates you and others in your household to participate in recycling at home?

Answer: Save mother earth

Male, 30-39, White/Caucasian, English, Hastings

Question: What motivates you and others in your household to participate in recycling at home?

Answer: Climate change, reducing landfill waste, helping animals.

Male, 40-54, American Indian or Alaska Native, English, Apple Valley

Question: What motivates you and others in your household to participate in recycling at home?

Answer: Not to waste.

Male, 18-29, White/Caucasian, English, Burnsville

Question: What motivates you and others in your household to participate in recycling at home?

Answer: Being environmentally conscious, reducing climate change.

Female, 65+, White/Caucasian, English, Farmington

Question: What motivates you and others in your household to participate in recycling at home?

Answer: Reuse of items and less landfill waste.

Male, 40-54, White/Caucasian, English, Rosemount

Question: What motivates you and others in your household to participate in recycling at home?

Answer: Taking care of our earth and reusing items.

Male, 55-64, Hispanic, English, Lakeville

Question: What motivates you and others in your household to participate in recycling at home?

Answer: Environment and wasted resources

Male, 40-54, White/Caucasian, English, Lakeville

Question: What motivates you and others in your household to participate in recycling at home?

Answer: Clean environment

Female, 65+, White/Caucasian, English, Mendota Heights

Question: What motivates you and others in your household to participate in recycling at home?

Answer: Ecological awareness

Male, 65+, White/Caucasian, English, Inver Grove Heights

Question: What motivates you and others in your household to participate in recycling at home?

Answer: Protect environment

Female, 65+, White/Caucasian, English, Hastings

Question: What motivates you and others in your household to participate in recycling at home?

Answer: Clean environment

Male, 40-54, White/Caucasian, English, Rural/Unincorporated

Question: What motivates you and others in your household to participate in recycling at home?

Answer: It's the right thing to do

Female, 30-39, White/Caucasian, English, Hastings

Question: What motivates you and others in your household to participate in recycling at home?

Answer: 2

Female, 65+, White/Caucasian, English, Lakeville

Question: What motivates you and others in your household to participate in recycling at home?

Answer: Better for the environment.

Male, 18-29, White/Caucasian, English, Eagan

Question: What motivates you and others in your household to participate in recycling at home?

Answer: If we can recycle and its not a hassle, why not?

Female, 30-39, Other, English, Mendota Heights

Question: What motivates you and others in your household to participate in recycling at home?

Answer: Recycling is a farce.

Female, 55-64, White/Caucasian, English, West St. Paul

Question: What motivates you and others in your household to participate in recycling at home?

Answer: Stewardship of the community .

Male, 30-39, White/Caucasian, English, Eagan

Question: What motivates you and others in your household to participate in recycling at home?

Answer: 2

Female, 30-39, White/Caucasian, English, Prefer not to answer

Question: What motivates you and others in your household to participate in recycling at home?

Answer: Doesn't fit in my trash can.

Male, 30-39, White/Caucasian, English, Burnsville

Question: What motivates you and others in your household to participate in recycling at home?

Answer: Teaching children.

Male, 30-39, Other, English, Burnsville

Question: What motivates you and others in your household to participate in recycling at home?

Answer: Less garbage.

Female, 30-39, White/Caucasian, English, West St. Paul

Question: What motivates you and others in your household to participate in recycling at home?

Answer: Helping the planet

Female, 30-39, Other, English, Apple Valley

Question: What motivates you and others in your household to participate in recycling at home?

Answer: 2

Female, 18-29, White/Caucasian, English, West St. Paul

Question: What motivates you and others in your household to participate in recycling at home?

Answer: The earth.

Female, 30-39, White/Caucasian, English, West St. Paul

Question: What motivates you and others in your household to participate in recycling at home?

Answer: Knowing were helping make a difference and setting a good example.

Female, 55-64, White/Caucasian, English, Lakeville

Question: What motivates you and others in your household to participate in recycling at home?

Answer: Our planets health.

Male, 40-54, White/Caucasian, English, Eagan

Question: What motivates you and others in your household to participate in recycling at home?

Answer: Environment, sustainability.

Male, 55-64, White/Caucasian, English, Lakeville

Question: What motivates you and others in your household to participate in recycling at home?

Answer: Environment

Male, 55-64, White/Caucasian, English, Apple Valley

Question: What motivates you and others in your household to participate in recycling at home?

Answer: Everything from putting less in landfills to being responsible with the little plastic I attempt to bring into the house.

Male, 30-39, White/Caucasian, English, Burnsville

Question: What motivates you and others in your household to participate in recycling at home?

Answer: I've been taught that it is a good idea.

Male, 40-54, White/Caucasian, English, Eagan

Question: What motivates you and others in your household to participate in recycling at home?

Answer: Less trash in landfill.



Male, 55-64, White/Caucasian, English, Lakeville

Question: What motivates you and others in your household to participate in recycling at home?

Answer: Protect the environment.

Female, 30-39, White/Caucasian, English, Eagan

Question: What motivates you and others in your household to participate in recycling at home?

Answer: Reducing waste, environmental concerns.

Female, 40-54, White/Caucasian, English, Hastings

Question: What motivates you and others in your household to participate in recycling at home?

Answer: Environment

Female, 30-39, Other, English, Farmington

Question: What motivates you and others in your household to participate in recycling at home?

Answer: Have less garbage in the landfill.

Female, 40-54, White/Caucasian, English, Farmington

Question: What motivates you and others in your household to participate in recycling at home?

Answer: We like to help reuse things.

Female, 55-64, Other, English, West St. Paul

Question: What motivates you and others in your household to participate in recycling at home?

Answer: 2

Female, 65+, White/Caucasian, English, Apple Valley

Question: What motivates you and others in your household to participate in recycling at home?

Answer: Future

Female, 40-54, White/Caucasian, English, Burnsville

Question: What motivates you and others in your household to participate in recycling at home?

Answer: Environment

Female, 30-39, White/Caucasian, English, Lakeville

Question: What motivates you and others in your household to participate in recycling at home?

Answer: Less waste.

Male, 18-29, White/Caucasian, English, Lakeville

Question: What motivates you and others in your household to participate in recycling at home?

Answer: Help keep a clean environment.

Female, 40-54, White/Caucasian, English, Eagan

Question: What motivates you and others in your household to participate in recycling at home?

Answer: Environmental

Female, 30-39, White/Caucasian, English, Apple Valley

Question: What motivates you and others in your household to participate in recycling at home?

Answer: Future

Female, 30-39, White/Caucasian, English, Lakeville

Question: What motivates you and others in your household to participate in recycling at home?

Answer: Environmental concern.

Female, 18-29, White/Caucasian, English, Apple Valley

Question: What motivates you and others in your household to participate in recycling at home?

Answer: 2

Male, 30-39, White/Caucasian, English, Farmington

Question: What motivates you and others in your household to participate in recycling at home?

Answer: 2

Female, 65+, White/Caucasian, English, Apple Valley

Question: What motivates you and others in your household to participate in recycling at home?

Answer: Improve the world for the next generation.

Female, 18-29, Hispanic, Spanish, Hastings

Question: What motivates you and others in your household to participate in recycling at home?

Answer: Because my children in the future can see a beautiful world.

Female, 65+, Other, English, Rural/Unincorporated

Question: What motivates you and others in your household to participate in recycling at home?

Answer: Environment

Male, 40-54, White/Caucasian, English, Eagan

Question: What motivates you and others in your household to participate in recycling at home?

Answer: Lessen impact on landfills.

Male, 30-39, Hispanic, Spanish, Prefer not to answer

Question: What motivates you and others in your household to participate in recycling at home?

Answer: Cleaning

Female, 18-29, Hispanic, Spanish, Burnsville

Question: What motivates you and others in your household to participate in recycling at home?

Answer: The earth, separate and recycle.

Female, 40-54, Hispanic, Spanish, Burnsville

Question: What motivates you and others in your household to participate in recycling at home?

Answer: To help the environment.

Male, 18-29, Hispanic, Spanish, Inver Grove Heights

Question: What motivates you and others in your household to participate in recycling at home?

Answer: Everything that is happening in the atmosphere.

Female, 40-54, Hispanic, Spanish, Burnsville

Question: What motivates you and others in your household to participate in recycling at home?

Answer: Because we keep the city clean and organized.

Male, 65+, White/Caucasian, English, Apple Valley

Question: What motivates you and others in your household to participate in recycling at home?

Answer: Prevent pollution & promote reuse.

Female, 65+, White/Caucasian, English, Eagan

Question: What motivates you and others in your household to participate in recycling at home?

Answer: Keep out of landfills.

Female, 40-54, Hispanic, Spanish, Mendota Heights

Question: What motivates you and others in your household to participate in recycling at home?

Answer: Environment

Female, 55-64, Hispanic, Spanish, South St. Paul

Question: What motivates you and others in your household to participate in recycling at home?

Answer: Do not litter in the street.

Male, 18-29, White/Caucasian, English, Farmington

Question: What motivates you and others in your household to participate in recycling at home?

Answer: Good for the environment.

Male, 30-39, Hispanic, Spanish, Lakeville

Question: What motivates you and others in your household to participate in recycling at home?

Answer: Paper recycling to reduce tree felling.

Male, 30-39, White/Caucasian, English, South St. Paul

Question: What motivates you and others in your household to participate in recycling at home?

Answer: Save the planet

Male, 40-54, White/Caucasian, English, Farmington

Question: What motivates you and others in your household to participate in recycling at home?

Answer: Landfill reduction.

Male, 40-54, Hispanic, Spanish, Apple Valley

Question: What motivates you and others in your household to participate in recycling at home?

Answer: Good service

Male, 65+, White/Caucasian, English, Apple Valley

Question: What motivates you and others in your household to participate in recycling at home?

Answer: Less trash, less plastic produced.

Female, 40-54, Hispanic, Spanish, Apple Valley

Question: What motivates you and others in your household to participate in recycling at home?

Answer: To take care of the environment.

Male, 18-29, White/Caucasian, English, Lakeville

Question: What motivates you and others in your household to participate in recycling at home?

Answer: The ability to re-use as much as possible.

Female, 55-64, Hispanic, Spanish, Eagan

Question: What motivates you and others in your household to participate in recycling at home?

Answer: Making our world a cleaner place.

Female, 40-54, White/Caucasian, English, Apple Valley

Question: What motivates you and others in your household to participate in recycling at home?

Answer: Environment

Female, 40-54, Black/African American, English, Hastings

Question: What motivates you and others in your household to participate in recycling at home?

Answer: Save planet

Male, 30-39, Other, English, Inver Grove Heights

Question: What motivates you and others in your household to participate in recycling at home?

Answer: I hunt, fish, and garden.

Female, 55-64, White/Caucasian, English, Lakeville

Question: What motivates you and others in your household to participate in recycling at home?

Answer: Large shared recycling receptacle in garage of apartment building.

Female, 65+, White/Caucasian, English, Lakeville

Question: What motivates you and others in your household to participate in recycling at home?

Answer: For the good of the earth.

Male, 40-54, Asian, English, South St. Paul

Question: What motivates you and others in your household to participate in recycling at home?

Answer: Love for nature

Male, 30-39, Other, English, Hastings

Question: What motivates you and others in your household to participate in recycling at home?

Answer: Less trash in landfills

Female, 18-29, White/Caucasian, English, Burnsville

Question: What motivates you and others in your household to participate in recycling at home?

Answer: Climate, sustainability

Female, 65+, White/Caucasian, English, Apple Valley

Question: What motivates you and others in your household to participate in recycling at home?

Answer: Save planet

Female, 55-64, White/Caucasian, English, Apple Valley

Question: What motivates you and others in your household to participate in recycling at home?

Answer: Helps land fill issues.

Male, 55-64, Asian, English, Farmington

Question: What motivates you and others in your household to participate in recycling at home?

Answer: I care for the environment.

Male, 65+, White/Caucasian, English, Lakeville

Question: What motivates you and others in your household to participate in recycling at home?

Answer: Environment

Male, 30-39, White/Caucasian, English, Lakeville

Question: What motivates you and others in your household to participate in recycling at home?

Answer: Better for our environment.

Female, 65+, White/Caucasian, English, Eagan

Question: What motivates you and others in your household to participate in recycling at home?

Answer: Better than the landfill!

Male, 18-29, White/Caucasian, English, Apple Valley

Question: What motivates you and others in your household to participate in recycling at home?

Answer: Helping to reduce our environmental impact.

Female, 55-64, White/Caucasian, English, Rural/Unincorporated

Question: What motivates you and others in your household to participate in recycling at home?

Answer: Ecology

Female, 40-54, White/Caucasian, English, Burnsville

Question: What motivates you and others in your household to participate in recycling at home?

Answer: It's easy and good for the environment.

Female, 55-64, White/Caucasian, English, Rural/Unincorporated

Question: What motivates you and others in your household to participate in recycling at home?

Answer: 2

Male, 18-29, White/Caucasian, English, Burnsville

Question: What motivates you and others in your household to participate in recycling at home?

Answer: Cleaner disposal.

Male, 30-39, White/Caucasian, English, Burnsville

Question: What motivates you and others in your household to participate in recycling at home?

Answer: 2

Male, 18-29, White/Caucasian, English, South St. Paul

Question: What motivates you and others in your household to participate in recycling at home?

Answer: Environment.

Male, 30-39, Other, English, Apple Valley

Question: What motivates you and others in your household to participate in recycling at home?

Answer: 2

Male, 30-39, White/Caucasian, English, Eagan

Question: What motivates you and others in your household to participate in recycling at home?

Answer: Conservation of environment.

Male, 40-54, White/Caucasian, English, Lakeville

Question: What motivates you and others in your household to participate in recycling at home?

Answer: Environmental.

Female, 65+, White/Caucasian, English, Hastings

Question: What motivates you and others in your household to participate in recycling at home?

Answer: Save environment as much as possible.

Male, 55-64, White/Caucasian, English, Hastings

Question: What motivates you and others in your household to participate in recycling at home?

Answer: Environment.

Male, 65+, White/Caucasian, English, Burnsville

Question: What motivates you and others in your household to participate in recycling at home?

Answer: The future for my kids.

Male, 55-64, White/Caucasian, English, Eagan

Question: What motivates you and others in your household to participate in recycling at home?

Answer: 2

Male, 40-54, White/Caucasian, English, Farmington

Question: What motivates you and others in your household to participate in recycling at home?

Answer: Reduce raw material waste through re-use.

Female, 55-64, White/Caucasian, English, Inver Grove Heights

Question: What motivates you and others in your household to participate in recycling at home?

Answer: Save the planet.

Female, 55-64, White/Caucasian, English, Lakeville

Question: What motivates you and others in your household to participate in recycling at home?

Answer: Decrease waste.

Female, 55-64, White/Caucasian, English, Farmington

Question: What motivates you and others in your household to participate in recycling at home?

Answer: Ease of use and the knowledge of who the moneys from it go.

Male, 65+, White/Caucasian, English, Eagan

Question: What motivates you and others in your household to participate in recycling at home?

Answer: To not be wasteful.

Female, 55-64, White/Caucasian, English, Lakeville

Question: What motivates you and others in your household to participate in recycling at home?

Answer: Less garbage.

Male, 18-29, White/Caucasian, English, Eagan

Question: What motivates you and others in your household to participate in recycling at home?

Answer: Good for environment. always have recycled, easy to do.

Male, 55-64, Other, English, Burnsville

Question: What motivates you and others in your household to participate in recycling at home?

Answer: 2

Male, 40-54, White/Caucasian, English, Lakeville

Question: What motivates you and others in your household to participate in recycling at home?

Answer: Better for the planet.

Female, 55-64, White/Caucasian, English, Eagan

Question: What motivates you and others in your household to participate in recycling at home?

Answer: 2

Female, 40-54, White/Caucasian, English, Inver Grove Heights

Question: What motivates you and others in your household to participate in recycling at home?

Answer: Environmental.

Male, 40-54, White/Caucasian, English, Apple Valley

Question: What motivates you and others in your household to participate in recycling at home?

Answer: Reduce what we add to landfills.

Male, 40-54, White/Caucasian, English, Apple Valley

Question: What motivates you and others in your household to participate in recycling at home?

Answer: Environmental concerns.

Male, 55-64, Hispanic, English, Inver Grove Heights

Question: What motivates you and others in your household to participate in recycling at home?

Answer: 2

Female, 40-54, White/Caucasian, English, South St. Paul

Question: *What motivates you and others in your household to participate in recycling at home?*

Answer: Save the planet.

Female, 40-54, Asian, English, Eagan

Question: *What motivates you and others in your household to participate in recycling at home?*

Answer: Environment, guilt.

Female, 65+, White/Caucasian, English, Hastings

Question: *What motivates you and others in your household to participate in recycling at home?*

Answer: I like a clean environment. reduces garbage.

Male, 55-64, White/Caucasian, English, South St. Paul

Question: *What motivates you and others in your household to participate in recycling at home?*

Answer: Renewable resources.

Male, 55-64, Other, English, Rosemount

Question: *What motivates you and others in your household to participate in recycling at home?*

Answer: Clean up the world.

Female, 65+, White/Caucasian, English, Mendota Heights

Question: *What motivates you and others in your household to participate in recycling at home?*

Answer: Important for sustainability of our community and the environment.

Male, 40-54, White/Caucasian, English, Eagan

Question: *What motivates you and others in your household to participate in recycling at home?*

Answer: 2

Female, 65+, White/Caucasian, English, Eagan

Question: *What motivates you and others in your household to participate in recycling at home?*

Answer: 2

Male, 40-54, White/Caucasian, English, Lakeville

Question: What motivates you and others in your household to participate in recycling at home?
Answer: Environmental.

Female, 55-64, White/Caucasian, English, Eagan

Question: What motivates you and others in your household to participate in recycling at home?
Answer: All of the trash stays out of the land fills.

Female, 55-64, White/Caucasian, English, West St. Paul

Question: What motivates you and others in your household to participate in recycling at home?
Answer: Environmental concerns.

Male, 65+, White/Caucasian, English, Farmington

Question: What motivates you and others in your household to participate in recycling at home?
Answer: 2

Male, 40-54, Hispanic, Spanish, South St. Paul

Question: What motivates you and others in your household to participate in recycling at home?
Answer: For a better planet.

Female, 30-39, White/Caucasian, English, Burnsville

Question: What motivates you and others in your household to participate in recycling at home?
Answer: 2

Female, 30-39, White/Caucasian, English, Eagan

Question: What motivates you and others in your household to participate in recycling at home?
Answer: Good for environment.

Female, 65+, White/Caucasian, English, Burnsville

Question: What motivates you and others in your household to participate in recycling at home?
Answer: 2

Female, 55-64, Black/African American, English, Inver Grove Heights

Question: What motivates you and others in your household to participate in recycling at home?
Answer: Bettering the environment.

Female, 65+, White/Caucasian, English, Rural/Unincorporated

Question: What motivates you and others in your household to participate in recycling at home?

Answer: Reduce waste.

Female, 65+, White/Caucasian, English, Burnsville

Question: What motivates you and others in your household to participate in recycling at home?

Answer: Control waste.

Female, 55-64, White/Caucasian, English, Lakeville

Question: What motivates you and others in your household to participate in recycling at home?

Answer: It's the right thing to do.

Female, 65+, White/Caucasian, English, Inver Grove Heights

Question: What motivates you and others in your household to participate in recycling at home?

Answer: Help the environment.

Male, 55-64, White/Caucasian, English, Apple Valley

Question: What motivates you and others in your household to participate in recycling at home?

Answer: Reduce waste and hopeful that it is able to be recycled to new products.

Female, 65+, White/Caucasian, English, South St. Paul

Question: What motivates you and others in your household to participate in recycling at home?

Answer: Climate change and morally it's the right thing to do.

Female, 30-39, White/Caucasian, English, West St. Paul

Question: What motivates you and others in your household to participate in recycling at home?

Answer: Helping the earth.

Female, 55-64, Other, English, Mendota Heights

Question: What motivates you and others in your household to participate in recycling at home?

Answer: Always have.

Male, 65+, White/Caucasian, English, Lakeville

Question: What motivates you and others in your household to participate in recycling at home?

Answer: Right thing to do.

Male, 40-54, Other, English, Rural/Unincorporated

Question: What motivates you and others in your household to participate in recycling at home?

Answer: Less trash.

Female, 55-64, Asian, English, Lakeville

Question: What motivates you and others in your household to participate in recycling at home?

Answer: We need to reduce the amount of waste in our landfills.

Male, 55-64, White/Caucasian, English, Apple Valley

Question: What motivates you and others in your household to participate in recycling at home?

Answer: Environmental sustainability.

Male, 55-64, Other, English, Inver Grove Heights

Question: What motivates you and others in your household to participate in recycling at home?

Answer: Keep our air clean.

Female, 30-39, White/Caucasian, English, Farmington

Question: What motivates you and others in your household to participate in recycling at home?

Answer: Less in landfills.

Male, 18-29, White/Caucasian, English, Apple Valley

Question: What motivates you and others in your household to participate in recycling at home?

Answer: Reducing waste.

Female, 40-54, White/Caucasian, English, Rosemount

Question: What motivates you and others in your household to participate in recycling at home?

Answer: Reduce landfill waste

Female, 55-64, White/Caucasian, English, Rosemount

Question: What motivates you and others in your household to participate in recycling at home?

Answer: Keeping the environment healthy

Male, 65+, White/Caucasian, English, Farmington

Question: What motivates you and others in your household to participate in recycling at home?

Answer: In the long run, need to minimize land fills and minimize use of additional natural resources.

Female, 40-54, White/Caucasian, English, Eagan

Question: What motivates you and others in your household to participate in recycling at home?

Answer: Protecting the environment

Male, 65+, Asian, English, Inver Grove Heights

Question: What motivates you and others in your household to participate in recycling at home?

Answer: Hopefully save the environment

Female, 18-29, White/Caucasian, English, Eagan

Question: What motivates you and others in your household to participate in recycling at home?

Answer: The environment

Female, 40-54, White/Caucasian, English, Lakeville

Question: What motivates you and others in your household to participate in recycling at home?

Answer: Environment and cutting down on trash material

Male, 65+, White/Caucasian, English, Apple Valley

Question: What motivates you and others in your household to participate in recycling at home?

Answer: 2

Female, 65+, White/Caucasian, English, Apple Valley

Question: What motivates you and others in your household to participate in recycling at home?

Answer: Ease and right thing to do

Male, 55-64, White/Caucasian, English, Lakeville

Question: What motivates you and others in your household to participate in recycling at home?

Answer: Environmental concerns

Male, 65+, White/Caucasian, English, Rural/Unincorporated

Question: What motivates you and others in your household to participate in recycling at home?

Answer: It is the right thing to do

Female, 65+, Other, English, West St. Paul

Question: What motivates you and others in your household to participate in recycling at home?

Answer: Better for the environment

Female, 18-29, White/Caucasian, English, Burnsville

Question: What motivates you and others in your household to participate in recycling at home?

Answer: 2

Female, 55-64, White/Caucasian, English, Apple Valley

Question: What motivates you and others in your household to participate in recycling at home?

Answer: Better for environment

Female, 65+, White/Caucasian, English, Rosemount

Question: What motivates you and others in your household to participate in recycling at home?

Answer: Information on the benefits of recycling and just taking care of our world

Male, 55-64, Asian, English, Apple Valley

Question: What motivates you and others in your household to participate in recycling at home?

Answer: Keep stuff out of landfill

Male, 55-64, White/Caucasian, English, Burnsville

Question: What motivates you and others in your household to participate in recycling at home?

Answer: Responsible thing to do

Female, 40-54, White/Caucasian, English, Inver Grove Heights

Question: What motivates you and others in your household to participate in recycling at home?

Answer: Future

Male, 30-39, White/Caucasian, English, Apple Valley

Question: What motivates you and others in your household to participate in recycling at home?

Answer: Better to reuse when possible

VERBATIM RESPONSES

QUESTION 5

Dakota County – Recycling Survey 2019

Verbatim Responses: Question 5

Male, 65+, White/Caucasian, English, Farmington

Question: Where did you get that information?

Answer: City

Female, 65+, Other, English, Mendota Heights

Question: Where did you get that information?

Answer: Dakota county.

Female, 65+, White/Caucasian, English, Inver Grove Heights

Question: Where did you get that information?

Answer: Trash hauler.

Male, 65+, White/Caucasian, English, Lakeville

Question: Where did you get that information?

Answer: Trash company.

Male, 65+, White/Caucasian, English, Hastings

Question: Where did you get that information?

Answer: In mail

Female, 65+, White/Caucasian, English, Burnsville

Question: Where did you get that information?

Answer: Waste management website

Female, 65+, White/Caucasian, English, South St. Paul

Question: Where did you get that information?

Answer: Dakota county paper.

Female, 65+, White/Caucasian, English, Apple Valley

Question: Where did you get that information?

Answer: On trash bin.

Male, 40-54, Asian, English, Rosemount

Question: Where did you get that information?

Answer: Dakota county mailing, online.

Male, 65+, White/Caucasian, English, Burnsville

Question: Where did you get that information?

Answer: Building owners.

Male, 40-54, White/Caucasian, English, Rosemount

Question: Where did you get that information?

Answer: Waste company

Female, 40-54, White/Caucasian, English, Eagan

Question: Where did you get that information?

Answer: Mail

Male, 65+, White/Caucasian, English, Burnsville

Question: Where did you get that information?

Answer: Trash company

Male, 55-64, White/Caucasian, English, Eagan

Question: Where did you get that information?

Answer: Mail

Female, 55-64, White/Caucasian, English, Rosemount

Question: Where did you get that information?

Answer: Highland sanitation

Male, 65+, White/Caucasian, English, West St. Paul

Question: Where did you get that information?

Answer: Mailings

Female, 40-54, White/Caucasian, English, Inver Grove Heights

Question: Where did you get that information?

Answer: Internet or dakota county.

Male, 65+, White/Caucasian, English, Eagan

Question: Where did you get that information?

Answer: 2

Female, 55-64, White/Caucasian, English, Rural/Unincorporated

Question: Where did you get that information?

Answer: 2

Female, 65+, White/Caucasian, English, Apple Valley

Question: Where did you get that information?

Answer: Mailers I think and visit to recycling plant.

Female, 65+, White/Caucasian, English, South St. Paul

Question: Where did you get that information?

Answer: Speaker re: recycling.

Male, 65+, White/Caucasian, English, Rural/Unincorporated

Question: Where did you get that information?

Answer: Mail.

Female, 55-64, White/Caucasian, English, Eagan

Question: Where did you get that information?

Answer: Mailing piece from county.

Male, 40-54, Other, English, Lakeville

Question: Where did you get that information?

Answer: Trash hauler - dick's sanitation.

Male, 55-64, White/Caucasian, English, Lakeville

Question: Where did you get that information?

Answer: Dakota county handbook.

Female, 40-54, White/Caucasian, English, Farmington

Question: Where did you get that information?

Answer: Garbage provider.

Male, 65+, White/Caucasian, English, Apple Valley

Question: Where did you get that information?

Answer: Nitti

Male, 65+, White/Caucasian, English, West St. Paul

Question: Where did you get that information?

Answer: Mail

Male, 65+, White/Caucasian, English, Mendota Heights

Question: Where did you get that information?

Answer: From Mendota heights.

Male, 65+, White/Caucasian, English, Inver Grove Heights

Question: Where did you get that information?

Answer: Several sources.

Male, 65+, White/Caucasian, English, Lakeville

Question: Where did you get that information?

Answer: From trash company.

Female, 40-54, White/Caucasian, English, Hastings

Question: Where did you get that information?

Answer: Garbage company

Male, 55-64, White/Caucasian, English, Burnsville

Question: Where did you get that information?

Answer: Dakota county

Male, 40-54, White/Caucasian, English, Eagan

Question: Where did you get that information?

Answer: Internet

Female, 40-54, White/Caucasian, English, Burnsville

Question: Where did you get that information?

Answer: Garbage company.

Female, 55-64, White/Caucasian, English, Eagan

Question: Where did you get that information?

Answer: Mail

Female, 65+, White/Caucasian, English, Burnsville

Question: Where did you get that information?

Answer: At the Burnsville recycling plant.

Female, 65+, White/Caucasian, English, Inver Grove Heights

Question: Where did you get that information?

Answer: Don't remember.

Male, 55-64, White/Caucasian, English, Lakeville

Question: Where did you get that information?

Answer: County

Male, 40-54, Black/African American, English, Inver Grove Heights

Question: Where did you get that information?

Answer: 2

Male, 65+, White/Caucasian, English, Burnsville

Question: Where did you get that information?

Answer: Dakota county.

Male, 65+, White/Caucasian, English, South St. Paul

Question: Where did you get that information?

Answer: Community newspapers.

Female, 65+, White/Caucasian, English, Eagan

Question: Where did you get that information?

Answer: Eagan

Female, 65+, White/Caucasian, English, Apple Valley

Question: Where did you get that information?

Answer: City

Male, 65+, Other, English, Rosemount

Question: Where did you get that information?

Answer: 2

Male, 65+, White/Caucasian, English, Lakeville

Question: Where did you get that information?

Answer: N/A

Female, 30-39, White/Caucasian, English, South St. Paul

Question: Where did you get that information?

Answer: Mailing.

Female, 65+, White/Caucasian, English, Eagan

Question: Where did you get that information?

Answer: Dakota county.

Male, 55-64, White/Caucasian, English, Lakeville

Question: Where did you get that information?

Answer: The city I believe.

Male, 40-54, White/Caucasian, English, West St. Paul

Question: Where did you get that information?

Answer: The recycling company.

Male, 65+, White/Caucasian, English, Lakeville

Question: Where did you get that information?

Answer: Mail out.

Male, 65+, White/Caucasian, English, Rural/Unincorporated

Question: Where did you get that information?

Answer: Collector

Male, 18-29, White/Caucasian, English, Burnsville

Question: Where did you get that information?

Answer: Directly from dakota county's recycling site.

Male, 40-54, Black/African American, English, Apple Valley

Question: Where did you get that information?

Answer: Magazines

Male, 18-29, White/Caucasian, English, Lakeville

Question: Where did you get that information?

Answer: 2

Male, 40-54, White/Caucasian, English, Lakeville

Question: Where did you get that information?

Answer: Dick's sanitation.

Male, 18-29, White/Caucasian, English, South St. Paul

Question: Where did you get that information?

Answer: The bathroom.

Female, 40-54, White/Caucasian, English, Apple Valley

Question: Where did you get that information?

Answer: Internet

Female, 40-54, Other, English, Apple Valley

Question: Where did you get that information?

Answer: Internet

Female, 55-64, White/Caucasian, English, Apple Valley

Question: Where did you get that information?

Answer: 2

Male, 30-39, White/Caucasian, English, Inver Grove Heights

Question: Where did you get that information?

Answer: Internet

Female, 40-54, White/Caucasian, English, Apple Valley

Question: Where did you get that information?

Answer: Online

Male, 40-54, White/Caucasian, English, Lakeville

Question: Where did you get that information?

Answer: Waste management company.

Female, 40-54, White/Caucasian, English, Burnsville

Question: Where did you get that information?

Answer: God

Female, 18-29, White/Caucasian, English, Rosemount

Question: Where did you get that information?

Answer: Dicks sanitation.

Female, 55-64, White/Caucasian, English, Farmington

Question: Where did you get that information?

Answer: Sanitation

Female, 55-64, Other, English, Lakeville

Question: Where did you get that information?

Answer: Trash collection company.

Female, 40-54, Other, English, Apple Valley

Question: Where did you get that information?

Answer: Dakota county.

Female, 55-64, White/Caucasian, English, Burnsville

Question: Where did you get that information?

Answer: Trash hauler.

Female, 30-39, White/Caucasian, English, Eagan

Question: Where did you get that information?

Answer: Internet and recommendations from the actual packaging.

Male, 65+, White/Caucasian, English, Inver Grove Heights

Question: Where did you get that information?

Answer: Dakota county.

Female, 55-64, White/Caucasian, English, Eagan

Question: Where did you get that information?

Answer: Flier sent to home.

Male, 65+, White/Caucasian, English, Rural/Unincorporated

Question: Where did you get that information?

Answer: DC

Male, 65+, White/Caucasian, English, Lilydale

Question: Where did you get that information?

Answer: Dakota county fair.

Male, 55-64, White/Caucasian, English, Apple Valley

Question: Where did you get that information?

Answer: From my bloomington house when I moved here.

Male, 18-29, White/Caucasian, English, Burnsville

Question: Where did you get that information?

Answer: 2

Female, 18-29, Other, English, Apple Valley

Question: Where did you get that information?

Answer: 2

Male, 40-54, White/Caucasian, English, West St. Paul

Question: Where did you get that information?

Answer: Trash hauler.

Male, 65+, White/Caucasian, English, Lakeville

Question: Where did you get that information?

Answer: Unsure

Female, 18-29, White/Caucasian, English, Rosemount

Question: Where did you get that information?

Answer: 2

Female, 18-29, White/Caucasian, English, Inver Grove Heights

Question: Where did you get that information?

Answer: Public housing cda.

Male, 65+, White/Caucasian, English, West St. Paul

Question: Where did you get that information?

Answer: Garbage carrier.

Male, 30-39, White/Caucasian, English, Hastings

Question: Where did you get that information?

Answer: Tennis pamphlet.

Male, 30-39, White/Caucasian, English, Eagan

Question: Where did you get that information?

Answer: Dakota county and recycling pick up vendor.

Female, 18-29, White/Caucasian, English, Burnsville

Question: Where did you get that information?

Answer: Waste management.

Male, 40-54, White/Caucasian, English, Burnsville

Question: Where did you get that information?

Answer: Dicks sanitation.

Female, 55-64, White/Caucasian, English, Eagan

Question: Where did you get that information?

Answer: Mail

Male, 40-54, White/Caucasian, English, Hastings

Question: Where did you get that information?

Answer: 2

Female, 55-64, White/Caucasian, English, Eagan

Question: Where did you get that information?

Answer: City pamphlets

Female, 65+, Hispanic, English, West St. Paul

Question: Where did you get that information?

Answer: Neighbors

Male, 30-39, Black/African American, English, Eagan

Question: Where did you get that information?

Answer: City of eagn

Female, 55-64, White/Caucasian, English, Eagan

Question: Where did you get that information?

Answer: Info from city.

Female, 18-29, Asian, English, South St. Paul

Question: Where did you get that information?

Answer: Tennis recycling.

Female, 18-29, White/Caucasian, English, Lakeville

Question: Where did you get that information?

Answer: Unsure

Female, 55-64, White/Caucasian, English, Inver Grove Heights

Question: Where did you get that information?

Answer: Dakota county.

Female, 55-64, White/Caucasian, English, Farmington

Question: Where did you get that information?

Answer: Dakota magazine.

Female, 55-64, White/Caucasian, English, Lakeville

Question: Where did you get that information?

Answer: Local papers.

Male, 40-54, Black/African American, English, Burnsville

Question: Where did you get that information?

Answer: Dakota county.

Male, 18-29, White/Caucasian, English, Mendota Heights

Question: Where did you get that information?

Answer: Printed off the internet.

Female, 30-39, White/Caucasian, English, Farmington

Question: Where did you get that information?

Answer: Online

Male, 55-64, Other, English, Hastings

Question: Where did you get that information?

Answer: Tennis

Female, 18-29, White/Caucasian, English, Hastings

Question: Where did you get that information?

Answer: 2

Female, 40-54, White/Caucasian, English, Rosemount

Question: Where did you get that information?

Answer: Don't know

Female, 30-39, White/Caucasian, English, Eagan

Question: Where did you get that information?

Answer: Waste management

Male, 65+, Black/African American, English, Inver Grove Heights

Question: Where did you get that information?

Answer: In the mail

Male, 30-39, Other, English, South St. Paul

Question: Where did you get that information?

Answer: Trash service

Female, 18-29, White/Caucasian, English, Apple Valley

Question: Where did you get that information?

Answer: Dakota county website.

Male, 40-54, White/Caucasian, English, Burnsville

Question: Where did you get that information?

Answer: Mail

Male, 40-54, White/Caucasian, English, Eagan

Question: Where did you get that information?

Answer: Mail

Male, 30-39, White/Caucasian, English, Inver Grove Heights

Question: Where did you get that information?

Answer: Trash company.

Female, 30-39, Black/African American, English, Inver Grove Heights

Question: Where did you get that information?

Answer: 2

Female, 55-64, White/Caucasian, English, West St. Paul

Question: Where did you get that information?

Answer: Someone gave me a link online.

Female, 30-39, White/Caucasian, English, West St. Paul

Question: Where did you get that information?

Answer: Highland's website.

Other, 55-64, White/Caucasian, English, Burnsville

Question: Where did you get that information?

Answer: Condo association

Female, 30-39, White/Caucasian, English, Eagan

Question: Where did you get that information?

Answer: Recycling company

Male, 18-29, White/Caucasian, English, Apple Valley

Question: Where did you get that information?

Answer: Leasing staff (apartments).

Female, 55-64, White/Caucasian, English, Lakeville

Question: Where did you get that information?

Answer: Garbage company.

Male, 55-64, White/Caucasian, English, Farmington

Question: Where did you get that information?

Answer: City

Male, 40-54, White/Caucasian, English, West St. Paul

Question: Where did you get that information?

Answer: Us mail.

Male, 30-39, White/Caucasian, English, South St. Paul

Question: Where did you get that information?

Answer: 2

Female, 55-64, Other, English, Rosemount

Question: Where did you get that information?

Answer: Dakota recycling center.

Male, 30-39, White/Caucasian, English, Eagan

Question: Where did you get that information?

Answer: Pamphlet

Female, 18-29, White/Caucasian, English, Eagan

Question: Where did you get that information?

Answer: Government news letter.

Female, 55-64, White/Caucasian, English, Mendota Heights

Question: Where did you get that information?

Answer: Dakota county's website and publication

Female, 30-39, White/Caucasian, English, Apple Valley

Question: Where did you get that information?

Answer: Online sources.

Male, 30-39, White/Caucasian, English, Inver Grove Heights

Question: Where did you get that information?

Answer: Came in the mail.

Female, 40-54, White/Caucasian, English, Hastings

Question: Where did you get that information?

Answer: Trash collection company and dakota county recycling center.

Female, 18-29, Other, English, Burnsville

Question: Where did you get that information?

Answer: 2

Female, 18-29, White/Caucasian, English, Hastings

Question: Where did you get that information?

Answer: Tennis sanitation

Male, 65+, Black/African American, English, Inver Grove Heights

Question: Where did you get that information?

Answer: Some received in mail and some information from work.

Male, 55-64, White/Caucasian, English, Eagan

Question: Where did you get that information?

Answer: Trash can

Male, 30-39, White/Caucasian, English, Apple Valley

Question: Where did you get that information?

Answer: Hauling service

Female, 40-54, White/Caucasian, English, Sunfish Lake

Question: Where did you get that information?

Answer: Dakota county.

Male, 65+, White/Caucasian, English, Rural/Unincorporated

Question: Where did you get that information?

Answer: Mail

Male, 65+, Black/African American, English, Sunfish Lake

Question: Where did you get that information?

Answer: Dakota county & city of so st paul.

Male, 40-54, White/Caucasian, English, Apple Valley

Question: Where did you get that information?

Answer: Townhome assoc.

Male, 65+, White/Caucasian, English, Rosemount

Question: Where did you get that information?

Answer: Not sure

Female, 30-39, White/Caucasian, English, Apple Valley

Question: Where did you get that information?

Answer: County website.

Female, 55-64, White/Caucasian, English, Eagan

Question: Where did you get that information?

Answer: County

Male, 30-39, White/Caucasian, English, Lakeville

Question: Where did you get that information?

Answer: Recycling provider

Male, 55-64, White/Caucasian, English, Hastings

Question: Where did you get that information?

Answer: In illinois

Female, 55-64, White/Caucasian, English, Burnsville

Question: Where did you get that information?

Answer: Library

Female, 65+, White/Caucasian, English, Lakeville

Question: Where did you get that information?

Answer: Dakota county.

Female, 40-54, White/Caucasian, English, Inver Grove Heights

Question: Where did you get that information?

Answer: lgh insights flyer.

Male, 40-54, White/Caucasian, English, Apple Valley

Question: Where did you get that information?

Answer: Online

Male, 65+, White/Caucasian, English, Rural/Unincorporated

Question: Where did you get that information?

Answer: Garbage company

Male, 65+, White/Caucasian, English, Lakeville

Question: Where did you get that information?

Answer: Dakota county website.

Female, 55-64, White/Caucasian, English, Apple Valley

Question: Where did you get that information?

Answer: In mail from county.

Female, 65+, White/Caucasian, English, Burnsville

Question: Where did you get that information?

Answer: Dakota county newsletter.

Female, 55-64, White/Caucasian, English, Hastings

Question: Where did you get that information?

Answer: Mail

Female, 55-64, White/Caucasian, English, Rosemount

Question: Where did you get that information?

Answer: Dakota county.

Male, 30-39, White/Caucasian, English, Rural/Unincorporated

Question: Where did you get that information?

Answer: Dicks sanitation.

Female, 55-64, White/Caucasian, English, Eagan

Question: Where did you get that information?

Answer: Mailer

Male, 65+, White/Caucasian, English, Eagan

Question: Where did you get that information?

Answer: State, county.

Male, 30-39, White/Caucasian, English, Hastings

Question: Where did you get that information?

Answer: On recycling bin and from tennis sanitation.

Male, 40-54, American Indian or Alaska Native, English, Apple Valley

Question: Where did you get that information?

Answer: County

Female, 65+, White/Caucasian, English, Farmington

Question: Where did you get that information?

Answer: Information that is mailed to me.

Male, 40-54, White/Caucasian, English, Rosemount

Question: Where did you get that information?

Answer: Dakota county.

Male, 55-64, Hispanic, English, Lakeville

Question: Where did you get that information?

Answer: Mailings from dakota county and south saint paul.

Female, 65+, White/Caucasian, English, Mendota Heights

Question: Where did you get that information?

Answer: Dakota county.

Male, 65+, White/Caucasian, English, Inver Grove Heights

Question: Where did you get that information?

Answer: County

Female, 65+, White/Caucasian, English, Hastings

Question: Where did you get that information?

Answer: County/trash collector .

Female, 30-39, White/Caucasian, English, Hastings

Question: Where did you get that information?

Answer: Home Owners Association.

Female, 65+, White/Caucasian, English, Lakeville

Question: Where did you get that information?

Answer: Waste management.

Female, 55-64, White/Caucasian, English, West St. Paul

Question: Where did you get that information?

Answer: Waste management.

Male, 30-39, White/Caucasian, English, Eagan

Question: Where did you get that information?

Answer: Dakota county.

Male, 30-39, White/Caucasian, English, Burnsville

Question: Where did you get that information?

Answer: County, waste management.

Female, 18-29, White/Caucasian, English, West St. Paul

Question: Where did you get that information?

Answer: Dakota county booklet in mail.

Female, 55-64, White/Caucasian, English, Lakeville

Question: Where did you get that information?

Answer: County

Male, 55-64, White/Caucasian, English, Lakeville

Question: Where did you get that information?

Answer: Internet

Male, 55-64, White/Caucasian, English, Apple Valley

Question: Where did you get that information?

Answer: Trash hauler and county.

Male, 30-39, White/Caucasian, English, Burnsville

Question: Where did you get that information?

Answer: 2

Female, 40-54, White/Caucasian, English, Eagan

Question: Where did you get that information?

Answer: Dakota county recycle booklet.

Female, 30-39, White/Caucasian, English, Apple Valley

Question: Where did you get that information?

Answer: Waste management.

Female, 30-39, White/Caucasian, English, Lakeville

Question: Where did you get that information?

Answer: Dakota county.

Female, 18-29, White/Caucasian, English, Apple Valley

Question: Where did you get that information?

Answer: Apartment complex.

Female, 65+, White/Caucasian, English, Apple Valley

Question: Where did you get that information?

Answer: County & garbage hauler.

Female, 65+, Other, English, Rural/Unincorporated

Question: Where did you get that information?

Answer: Brochure from county.

Male, 40-54, White/Caucasian, English, Eagan

Question: Where did you get that information?

Answer: Hauler bin.

Male, 30-39, Hispanic, Spanish, Prefer not to answer

Question: Where did you get that information?

Answer: City

Female, 40-54, Hispanic, Spanish, Burnsville

Question: Where did you get that information?

Answer: Garbage collection system.

Male, 18-29, Hispanic, Spanish, Inver Grove Heights

Question: Where did you get that information?

Answer: Internet

Female, 40-54, Hispanic, Spanish, Burnsville

Question: Where did you get that information?

Answer: From Dakota

Male, 65+, White/Caucasian, English, Apple Valley

Question: Where did you get that information?

Answer: Dakota county.

Female, 65+, White/Caucasian, English, Eagan

Question: Where did you get that information?

Answer: Dakota county mailer.

Female, 40-54, Hispanic, Spanish, Mendota Heights

Question: Where did you get that information?

Answer: County mail.

Female, 55-64, Hispanic, Spanish, South St. Paul

Question: Where did you get that information?

Answer: Television

Male, 30-39, Hispanic, Spanish, Lakeville

Question: Where did you get that information?

Answer: The dumps.

Male, 65+, White/Caucasian, English, Apple Valley

Question: Where did you get that information?

Answer: Dakota county recycle booklet.

Female, 55-64, Hispanic, Spanish, Eagan

Question: Where did you get that information?

Answer: The county.

Female, 65+, White/Caucasian, English, Lakeville

Question: Where did you get that information?

Answer: Dakota county.

Female, 65+, White/Caucasian, English, Apple Valley

Question: Where did you get that information?

Answer: Flyer

Female, 55-64, White/Caucasian, English, Apple Valley

Question: Where did you get that information?

Answer: Dakota county magazine.

Male, 65+, White/Caucasian, English, Lakeville

Question: Where did you get that information?

Answer: County

Female, 65+, White/Caucasian, English, Eagan

Question: Where did you get that information?

Answer: Online

Female, 40-54, White/Caucasian, English, Burnsville

Question: Where did you get that information?

Answer: Dakota county newsletters.

Male, 30-39, Other, English, Apple Valley

Question: Where did you get that information?

Answer: 2

Female, 65+, White/Caucasian, English, Hastings

Question: Where did you get that information?

Answer: City & county.

Male, 55-64, White/Caucasian, English, Hastings

Question: Where did you get that information?

Answer: Dakota county.

Male, 65+, White/Caucasian, English, Burnsville

Question: Where did you get that information?

Answer: Dakota county recycling booklet.

Male, 40-54, White/Caucasian, English, Farmington

Question: Where did you get that information?

Answer: County website.

Female, 55-64, White/Caucasian, English, Inver Grove Heights

Question: Where did you get that information?

Answer: Online

Female, 55-64, White/Caucasian, English, Lakeville

Question: Where did you get that information?

Answer: Dakota county website or pamphlet.

Male, 65+, White/Caucasian, English, Eagan

Question: Where did you get that information?

Answer: Text

Male, 55-64, Other, English, Burnsville

Question: Where did you get that information?

Answer: Buckingham

Male, 40-54, White/Caucasian, English, Lakeville

Question: Where did you get that information?

Answer: In the mail.

Female, 55-64, White/Caucasian, English, Eagan

Question: Where did you get that information?

Answer: By mail from county.

Female, 40-54, White/Caucasian, English, Inver Grove Heights

Question: Where did you get that information?

Answer: Internet

Female, 40-54, White/Caucasian, English, South St. Paul

Question: Where did you get that information?

Answer: Dakota county newsletter.

Female, 65+, White/Caucasian, English, Hastings

Question: Where did you get that information?

Answer: From the recycling company, and dakota county.

Male, 55-64, White/Caucasian, English, South St. Paul

Question: Where did you get that information?

Answer: County

Male, 55-64, Other, English, Rosemount

Question: Where did you get that information?

Answer: Got it in the mail.

Female, 65+, White/Caucasian, English, Mendota Heights

Question: Where did you get that information?

Answer: From the garbage hauler.

Female, 55-64, White/Caucasian, English, Eagan

Question: Where did you get that information?

Answer: From my trash provider and the items mailed to me.

Female, 55-64, White/Caucasian, English, West St. Paul

Question: Where did you get that information?

Answer: Recycling collector.

Male, 65+, White/Caucasian, English, Farmington

Question: Where did you get that information?

Answer: 2

Male, 40-54, Hispanic, Spanish, South St. Paul

Question: Where did you get that information?

Answer: Garbage company

Female, 65+, White/Caucasian, English, Burnsville

Question: Where did you get that information?

Answer: I live in a coop.

Female, 55-64, Black/African American, English, Inver Grove Heights

Question: Where did you get that information?

Answer: County office on mound's ave.

Female, 65+, White/Caucasian, English, Rural/Unincorporated

Question: Where did you get that information?

Answer: N/A

Female, 65+, White/Caucasian, English, Burnsville

Question: Where did you get that information?

Answer: Trash carrier and city.

Female, 55-64, White/Caucasian, English, Lakeville

Question: Where did you get that information?

Answer: Mail

Male, 55-64, White/Caucasian, English, Apple Valley

Question: Where did you get that information?

Answer: I think it was dakota county, or city of apple valley or waste management.

Female, 55-64, Asian, English, Lakeville

Question: Where did you get that information?

Answer: Received in a mailing.

Male, 55-64, White/Caucasian, English, Apple Valley

Question: Where did you get that information?

Answer: Dakota county flyer.

Female, 40-54, White/Caucasian, English, Rosemount

Question: Where did you get that information?

Answer: 2

Male, 65+, White/Caucasian, English, Farmington

Question: Where did you get that information?

Answer: Mostly online information.

Male, 65+, Asian, English, Inver Grove Heights

Question: Where did you get that information?

Answer: Trash/recycling hauler

Female, 18-29, White/Caucasian, English, Eagan

Question: Where did you get that information?

Answer: From trash hauler

Female, 40-54, White/Caucasian, English, Lakeville

Question: Where did you get that information?

Answer: Mail flyer

Female, 65+, White/Caucasian, English, Apple Valley

Question: Where did you get that information?

Answer: Dakota County

Female, 65+, Other, English, West St. Paul

Question: Where did you get that information?

Answer: 2

Female, 55-64, White/Caucasian, English, Apple Valley

Question: Where did you get that information?

Answer: Not sure

Male, 55-64, White/Caucasian, English, Burnsville

Question: Where did you get that information?

Answer: County booklet

VERBATIM RESPONSES

QUESTION 6

Dakota County – Recycling Survey 2019

Verbatim Responses: Question 6

Male, 65+, White/Caucasian, English, Farmington

Question: What resource do you currently use to check if something is recyclable?

Answer: On material

Male, 65+, White/Caucasian, English, Burnsville

Question: What resource do you currently use to check if something is recyclable?

Answer: Posted on recycling bins

Female, 40-54, White/Caucasian, English, Inver Grove Heights

Question: What resource do you currently use to check if something is recyclable?

Answer: Other internet sites

Male, 65+, White/Caucasian, English, Rural/Unincorporated

Question: What resource do you currently use to check if something is recyclable?

Answer: Recycle center

Female, 40-54, White/Caucasian, English, Rosemount

Question: What resource do you currently use to check if something is recyclable?

Answer: Google to find information

Male, 40-54, White/Caucasian, English, Rosemount

Question: What resource do you currently use to check if something is recyclable?

Answer: Google

Male, 18-29, White/Caucasian, English, Farmington

Question: What resource do you currently use to check if something is recyclable?

Answer: Product label, internet search

Male, 18-29, White/Caucasian, English, South St. Paul

Question: What resource do you currently use to check if something is recyclable?

Answer: Bathroom stalls

Male, 40-54, Other, English, Burnsville

Question: What resource do you currently use to check if something is recyclable?

Answer: I just throw stuff in

Female, 18-29, White/Caucasian, English, Burnsville

Question: What resource do you currently use to check if something is recyclable?

Answer: It's not hard to figure out

Female, 30-39, White/Caucasian, English, Eagan

Question: What resource do you currently use to check if something is recyclable?

Answer: Product label

Male, 30-39, White/Caucasian, English, Hastings

Question: What resource do you currently use to check if something is recyclable?

Answer: Google

Male, 30-39, White/Caucasian, English, Apple Valley

Question: What resource do you currently use to check if something is recyclable?

Answer: I don't check

Male, 40-54, White/Caucasian, English, Inver Grove Heights

Question: What resource do you currently use to check if something is recyclable?

Answer: I don't check

Male, 30-39, White/Caucasian, English, Burnsville

Question: What resource do you currently use to check if something is recyclable?

Answer: Google

Female, 55-64, White/Caucasian, English, West St. Paul

Question: What resource do you currently use to check if something is recyclable?

Answer: Usually they are marked or I can check the county website

Female, 30-39, White/Caucasian, English, Eagan

Question: What resource do you currently use to check if something is recyclable?

Answer: Association

Male, 55-64, White/Caucasian, English, Farmington

Question: What resource do you currently use to check if something is recyclable?

Answer: Info on recycling can.

Female, 30-39, White/Caucasian, English, Rosemount

Question: What resource do you currently use to check if something is recyclable?

Answer: Things labeled recyclable

Male, 40-54, White/Caucasian, English, Eagan

Question: What resource do you currently use to check if something is recyclable?

Answer: Google

Male, 30-39, Hispanic, Spanish, Lakeville

Question: What resource do you currently use to check if something is recyclable?

Answer: User information

Male, 65+, White/Caucasian, English, Apple Valley

Question: What resource do you currently use to check if something is recyclable?

Answer: Recycle center website

Female, 55-64, White/Caucasian, English, Lakeville

Question: What resource do you currently use to check if something is recyclable?

Answer: Knowledgeable neighbor

Female, 65+, White/Caucasian, English, Lakeville

Question: What resource do you currently use to check if something is recyclable?

Answer: Look at object to be recycled

Male, 40-54, White/Caucasian, English, Apple Valley

Question: What resource do you currently use to check if something is recyclable?

Answer: Product packaging

Female, 55-64, Other, English, Mendota Heights

Question: What resource do you currently use to check if something is recyclable?

Answer: We bring ours to a site

Male, 65+, White/Caucasian, English, Rural/Unincorporated

Question: What resource do you currently use to check if something is recyclable?

Answer: We do the best we can but it would be nice to have a reference

VERBATIM RESPONSES

QUESTION 7

Dakota County – Recycling Survey 2019

Verbatim Responses: Question 7

Female, 30-39, White/Caucasian, English, Inver Grove Heights

Question: What do you do with recycling information you receive in the mail?

Answer: I dont remember ever seeing anything about it

Female, 40-54, White/Caucasian, English, Farmington

Question: What do you do with recycling information you receive in the mail?

Answer: I keep it until i no longer need it

Male, 40-54, White/Caucasian, English, Rosemount

Question: What do you do with recycling information you receive in the mail?

Answer: Haven't seen much of anything in the mail that I am aware of.

Male, 65+, Other, English, Eagan

Question: What do you do with recycling information you receive in the mail?

Answer: Have not received!

Male, 55-64, White/Caucasian, English, Eagan

Question: What do you do with recycling information you receive in the mail?

Answer: Didn't normally receive anything.

Female, 65+, White/Caucasian, English, Lakeville

Question: What do you do with recycling information you receive in the mail?

Answer: I don't recall getting any

Female, 40-54, White/Caucasian, English, Lakeville

Question: What do you do with recycling information you receive in the mail?

Answer: Recycle it

Female, 30-39, Asian, English, Eagan

Question: *What do you do with recycling information you receive in the mail?*
Answer: *I don't have it*

Male, 18-29, White/Caucasian, English, South St. Paul

Question: *What do you do with recycling information you receive in the mail?*
Answer: *Use it for firewood*

Female, 18-29, White/Caucasian, English, Lakeville

Question: *What do you do with recycling information you receive in the mail?*
Answer: *I read it and then recycle it not discard it completely in the trash*

Female, 30-39, American Indian or Alaska Native, English, Apple Valley

Question: *What do you do with recycling information you receive in the mail?*
Answer: *I don't ever receive this*

Female, 40-54, White/Caucasian, English, Burnsville

Question: *What do you do with recycling information you receive in the mail?*
Answer: *Recycle it*

Male, 30-39, White/Caucasian, English, West St. Paul

Question: *What do you do with recycling information you receive in the mail?*
Answer: *I don't get any*

Male, 65+, White/Caucasian, English, Lilydale

Question: *What do you do with recycling information you receive in the mail?*
Answer: *Post it at our buildings recycle bins*

Male, 55-64, White/Caucasian, English, Apple Valley

Question: *What do you do with recycling information you receive in the mail?*
Answer: *I read it and memorize it.*

Female, 30-39, White/Caucasian, English, Eagan

Question: *What do you do with recycling information you receive in the mail?*
Answer: *I do not receive info*

Female, 18-29, Hispanic, English, Inver Grove Heights

Question: *What do you do with recycling information you receive in the mail?*

Answer: *I'm not sure if we even get any*

Male, 55-64, White/Caucasian, English, Mendota Heights

Question: *What do you do with recycling information you receive in the mail?*

Answer: *Live above a business and don't receive any mailers. I'm sure my boss just tosses them - hello throw anything in recycle bin.*

Male, 18-29, White/Caucasian, English, Apple Valley

Question: *What do you do with recycling information you receive in the mail?*

Answer: *Haven't received any.*

Female, 40-54, White/Caucasian, English, Apple Valley

Question: *What do you do with recycling information you receive in the mail?*

Answer: *Live in apartment*

Male, 30-39, Other, English, South St. Paul

Question: *What do you do with recycling information you receive in the mail?*

Answer: *I read provided literature but i look it up frequently*

Male, 55-64, White/Caucasian, English, Lakeville

Question: *What do you do with recycling information you receive in the mail?*

Answer: *I read then recycle it*

Male, 30-39, White/Caucasian, English, Inver Grove Heights

Question: *What do you do with recycling information you receive in the mail?*

Answer: *Recycle it with the rest of my junk mail*

Male, 30-39, White/Caucasian, English, Inver Grove Heights

Question: *What do you do with recycling information you receive in the mail?*

Answer: *Recycle it.*

Male, 55-64, Other, English, Rosemount

Question: *What do you do with recycling information you receive in the mail?*

Answer: *Read it and recycle it*

Female, 30-39, Black/African American, English, Inver Grove Heights

Question: What do you do with recycling information you receive in the mail?

Answer: I don't get any

Female, 40-54, White/Caucasian, English, Mendota Heights

Question: What do you do with recycling information you receive in the mail?

Answer: Recycle it

Female, 40-54, White/Caucasian, English, Mendota Heights

Question: What do you do with recycling information you receive in the mail?

Answer: We have never received anything

Male, 55-64, White/Caucasian, English, Farmington

Question: What do you do with recycling information you receive in the mail?

Answer: Follow its directions

Male, 40-54, White/Caucasian, English, Apple Valley

Question: What do you do with recycling information you receive in the mail?

Answer: Mix - I read it. Some i discard, some i reference.

Male, 55-64, White/Caucasian, English, Eagan

Question: What do you do with recycling information you receive in the mail?

Answer: I read it and recycle it!

Female, 30-39, White/Caucasian, English, Lakeville

Question: What do you do with recycling information you receive in the mail?

Answer: I don't recall receiving any information

Female, 30-39, White/Caucasian, English, Eagan

Question: What do you do with recycling information you receive in the mail?

Answer: I don't think I've received any

Female, 30-39, White/Caucasian, English, Rosemount

Question: What do you do with recycling information you receive in the mail?

Answer: I don't receive it

Male, 30-39, White/Caucasian, English, Farmington

Question: What do you do with recycling information you receive in the mail?

Answer: Don't know i received it

Male, 40-54, White/Caucasian, English, Rosemount

Question: What do you do with recycling information you receive in the mail?

Answer: Read it then recycle it

Female, 55-64, White/Caucasian, English, Lakeville

Question: What do you do with recycling information you receive in the mail?

Answer: I actually need to make it more available/handy. Otherwise i look it up on the internet

Male, 30-39, White/Caucasian, English, Lakeville

Question: What do you do with recycling information you receive in the mail?

Answer: Recycle it

Male, 30-39, White/Caucasian, English, Burnsville

Question: What do you do with recycling information you receive in the mail?

Answer: I've never seen any

Female, 30-39, Other, English, Inver Grove Heights

Question: What do you do with recycling information you receive in the mail?

Answer: Recycle it

Male, 65+, White/Caucasian, English, West St. Paul

Question: What do you do with recycling information you receive in the mail?

Answer: Recycled it

Female, 55-64, White/Caucasian, English, Eagan

Question: What do you do with recycling information you receive in the mail?

Answer: I did not get any

Male, 40-54, White/Caucasian, English, Rural/Unincorporated

Question: *What do you do with recycling information you receive in the mail?*

Answer: *Recycle it*

Female, 55-64, White/Caucasian, English, West St. Paul

Question: *What do you do with recycling information you receive in the mail?*

Answer: *Read and recycle*

Female, 40-54, White/Caucasian, English, Burnsville

Question: *What do you do with recycling information you receive in the mail?*

Answer: *Can't remember receiving mail about recycling*

Male, 30-39, Other, English, Hastings

Question: *What do you do with recycling information you receive in the mail?*

Answer: *Don't recall receiving any*

Female, 18-29, White/Caucasian, English, Burnsville

Question: *What do you do with recycling information you receive in the mail?*

Answer: *Read it and recycle it*

Male, 30-39, White/Caucasian, English, Lakeville

Question: *What do you do with recycling information you receive in the mail?*

Answer: *Don't recall receiving any*

Male, 18-29, White/Caucasian, English, Apple Valley

Question: *What do you do with recycling information you receive in the mail?*

Answer: *I don't get any*

Female, 55-64, White/Caucasian, English, Rural/Unincorporated

Question: *What do you do with recycling information you receive in the mail?*

Answer: *My apartment doesn't have recycling.*

Male, 18-29, White/Caucasian, English, Burnsville

Question: *What do you do with recycling information you receive in the mail?*

Answer: *I don't get any*

Male, 65+, White/Caucasian, English, Eagan

Question: *What do you do with recycling information you receive in the mail?*

Answer: *Depends if it is a duplicate of what i have*

Female, 55-64, Other, English, Mendota Heights

Question: *What do you do with recycling information you receive in the mail?*

Answer: *Recycle. It*

Female, 40-54, White/Caucasian, English, Rosemount

Question: *What do you do with recycling information you receive in the mail?*

Answer: *Recycle it*

Female, 65+, White/Caucasian, English, Rosemount

Question: *What do you do with recycling information you receive in the mail?*

Answer: *We haven't received any since we moved. Usually we keep it and reference it.*

VERBATIM RESPONSES

QUESTION 9

Dakota County – Recycling Survey 2019

Verbatim Responses: Question 9

Male, 65+, White/Caucasian, English, South St. Paul

Question: Where do you keep your main recycling collection bin inside your house?

Answer: Outside

Male, 40-54, White/Caucasian, English, Rural/Unincorporated

Question: Where do you keep your main recycling collection bin inside your house?

Answer: Closet

Female, 55-64, White/Caucasian, English, Inver Grove Heights

Question: Where do you keep your main recycling collection bin inside your house?

Answer: Closet

Female, 65+, White/Caucasian, English, Burnsville

Question: Where do you keep your main recycling collection bin inside your house?

Answer: Porch

Female, 55-64, Other, English, Eagan

Question: Where do you keep your main recycling collection bin inside your house?

Answer: Outside. Of course.

Male, 55-64, White/Caucasian, English, West St. Paul

Question: Where do you keep your main recycling collection bin inside your house?

Answer: Closet

Female, 18-29, Hispanic, English, Inver Grove Heights

Question: Where do you keep your main recycling collection bin inside your house?

Answer: Outside

Female, 30-39, White/Caucasian, English, Apple Valley



Question: *Where do you keep your main recycling collection bin inside your house?*

Answer: *Outdoors*

Female, 40-54, White/Caucasian, English, Apple Valley

Question: *Where do you keep your main recycling collection bin inside your house?*

Answer: *We maybe have them outside by dumpster*

Male, 55-64, Other, English, Inver Grove Heights

Question: *Where do you keep your main recycling collection bin inside your house?*

Answer: *Don't have one*

Female, 55-64, White/Caucasian, English, Burnsville

Question: *Where do you keep your main recycling collection bin inside your house?*

Answer: *Dining room*

Male, 65+, White/Caucasian, English, Rural/Unincorporated

Question: *Where do you keep your main recycling collection bin inside your house?*

Answer: *We take it out all the time*

Male, 65+, White/Caucasian, English, West St. Paul

Question: *Where do you keep your main recycling collection bin inside your house?*

Answer: *Don't have one*

Male, 55-64, White/Caucasian, English, Rural/Unincorporated

Question: *Where do you keep your main recycling collection bin inside your house?*

Answer: *Outside*

Female, 30-39, Other, English, Mendota Heights

Question: *Where do you keep your main recycling collection bin inside your house?*

Answer: *Don't have one*

Female, 18-29, Hispanic, Spanish, Hastings

Question: *Where do you keep your main recycling collection bin inside your house?*

Answer: *Afuera*

Female, 40-54, Hispanic, Spanish, Mendota Heights

Question: Where do you keep your main recycling collection bin inside your house?

Answer: In an area of the building

Female, 55-64, White/Caucasian, English, Rural/Unincorporated

Question: Where do you keep your main recycling collection bin inside your house?

Answer: Do not have one and neither does my apartment building.

Male, 55-64, White/Caucasian, English, Hastings

Question: Where do you keep your main recycling collection bin inside your house?

Answer: Outside

Female, 55-64, White/Caucasian, English, Lakeville

Question: Where do you keep your main recycling collection bin inside your house?

Answer: I do not keep on in the house

Male, 18-29, White/Caucasian, English, Eagan

Question: Where do you keep your main recycling collection bin inside your house?

Answer: Closet near back door

Female, 65+, White/Caucasian, English, Burnsville

Question: Where do you keep your main recycling collection bin inside your house?

Answer: Near my entry door

VERBATIM RESPONSES

QUESTION 10

Dakota County – Recycling Survey 2019

Verbatim Responses: Question 10

Male, 40-54, Asian, English, Rosemount

Question: We would like to know how you gather recycled items in your home. Here is a list of common rooms. Please indicate in which of the following rooms you keep a separate recycling bin to collect recyclable items?

Answer: Mudroom

Male, 65+, White/Caucasian, English, South St. Paul

Question: We would like to know how you gather recycled items in your home. Here is a list of common rooms. Please indicate in which of the following rooms you keep a separate recycling bin to collect recyclable items?

Answer: Outside

Male, 40-54, White/Caucasian, English, Rural/Unincorporated

Question: We would like to know how you gather recycled items in your home. Here is a list of common rooms. Please indicate in which of the following rooms you keep a separate recycling bin to collect recyclable items?

Answer: Closet

Female, 65+, White/Caucasian, English, Eagan

Question: We would like to know how you gather recycled items in your home. Here is a list of common rooms. Please indicate in which of the following rooms you keep a separate recycling bin to collect recyclable items?

Answer: Craft room

Female, 65+, White/Caucasian, English, Burnsville

Question: We would like to know how you gather recycled items in your home. Here is a list of common rooms. Please indicate in which of the following rooms you keep a separate recycling bin to collect recyclable items?

Answer: Porch

Male, 30-39, White/Caucasian, English, Burnsville

Question: We would like to know how you gather recycled items in your home. Here is a list of common rooms. Please indicate in which of the following rooms you keep a separate recycling bin to collect recyclable items?

Answer: None

Female, 55-64, Other, English, Lakeville

Question: We would like to know how you gather recycled items in your home. Here is a list of common rooms. Please indicate in which of the following rooms you keep a separate recycling bin to collect recyclable items?

Answer: None

Female, 55-64, Other, English, Eagan

Question: We would like to know how you gather recycled items in your home. Here is a list of common rooms. Please indicate in which of the following rooms you keep a separate recycling bin to collect recyclable items?

Answer: Outside.

Male, 55-64, White/Caucasian, English, West St. Paul

Question: We would like to know how you gather recycled items in your home. Here is a list of common rooms. Please indicate in which of the following rooms you keep a separate recycling bin to collect recyclable items?

Answer: Closet

Male, 55-64, White/Caucasian, English, Mendota Heights

Question: We would like to know how you gather recycled items in your home. Here is a list of common rooms. Please indicate in which of the following rooms you keep a separate recycling bin to collect recyclable items?

Answer: Outdoors on patio

Female, 55-64, White/Caucasian, English, Eagan

Question: We would like to know how you gather recycled items in your home. Here is a list of common rooms. Please indicate in which of the following rooms you keep a separate recycling bin to collect recyclable items?

Answer: Don't have collection bins

Female, 55-64, White/Caucasian, English, Burnsville

Question: We would like to know how you gather recycled items in your home. Here is a list of common rooms. Please indicate in which of the following rooms you keep a separate recycling bin to collect recyclable items?

Answer: Dining room

Male, 65+, White/Caucasian, English, Rural/Unincorporated

Question: We would like to know how you gather recycled items in your home. Here is a list of common rooms. Please indicate in which of the following rooms you keep a separate recycling bin to collect recyclable items?

Answer: We don't have collection bins

Male, 65+, White/Caucasian, English, West St. Paul

Question: We would like to know how you gather recycled items in your home. Here is a list of common rooms. Please indicate in which of the following rooms you keep a separate recycling bin to collect recyclable items?

Answer: Trash can

Female, 65+, White/Caucasian, English, Hastings

Question: We would like to know how you gather recycled items in your home. Here is a list of common rooms. Please indicate in which of the following rooms you keep a separate recycling bin to collect recyclable items?

Answer: Craft/sewing room

Female, 30-39, Other, English, Mendota Heights

Question: We would like to know how you gather recycled items in your home. Here is a list of common rooms. Please indicate in which of the following rooms you keep a separate recycling bin to collect recyclable items?

Answer: None

Female, 55-64, White/Caucasian, English, Rural/Unincorporated

Question: We would like to know how you gather recycled items in your home. Here is a list of common rooms. Please indicate in which of the following rooms you keep a separate recycling bin to collect recyclable items?

Answer: My place does not have any.

Female, 55-64, White/Caucasian, English, Lakeville

Question: We would like to know how you gather recycled items in your home. Here is a list of common rooms. Please indicate in which of the following rooms you keep a separate recycling bin to collect recyclable items?

Answer: None

Female, 65+, White/Caucasian, English, Burnsville

Question: We would like to know how you gather recycled items in your home. Here is a list of common rooms. Please indicate in which of the following rooms you keep a separate recycling bin to collect recyclable items?

Answer: Near the entry door

VERBATIM RESPONSES

QUESTION 14

Dakota County – Recycling Survey 2019

Verbatim Responses: Question 14

Female, 55-64, Other, English, Eagan

Question: Why are you dissatisfied with the Recycling Zone?

Answer: It took forever.

Male, 40-54, White/Caucasian, English, West St. Paul

Question: Why are you dissatisfied with the Recycling Zone?

Answer: Cost

Male, 30-39, White/Caucasian, English, Eagan

Question: Why are you dissatisfied with the Recycling Zone?

Answer: The staff are exceptionally rude and the restrictions on what they will and will not receive are frustrating compared to other cities' curbside pickup options, especially for those of us who do not have vehicles capable of carrying larger pieces.

Male, 30-39, Other, English, Lakeville

Question: Why are you dissatisfied with the Recycling Zone?

Answer: They don't recycle enough

Male, 65+, Black/African American, English, Inver Grove Heights

Question: Why are you dissatisfied with the Recycling Zone?

Answer: Again, it is unrealistic that people are going to make this drive for a can of paint or for a few of these items. Especially for the lower socioeconomic class. This is something that should be curb side pick up, maybe monthly.

Male, 65+, Black/African American, English, Sunfish Lake

Question: Why are you dissatisfied with the Recycling Zone?

Answer: Be better if mobile vehicles would come to neighborhoods

Female, 30-39, Other, English, Rosemount

Question: Why are you dissatisfied with the Recycling Zone?

Answer: Should not charge for service - encourages not using it.

Female, 65+, White/Caucasian, English, Mendota Heights

Question: Why are you dissatisfied with the Recycling Zone?

Answer: Location is not convenient

Female, 55-64, White/Caucasian, English, Farmington

Question: Why are you dissatisfied with the Recycling Zone?

Answer: Access locations

Female, 40-54, Asian, English, Eagan

Question: Why are you dissatisfied with the Recycling Zone?

Answer: The wood stain was not usable so quality control is needed

Female, 40-54, White/Caucasian, English, Rosemount

Question: Why are you dissatisfied with the Recycling Zone?

Answer: Times are not convenient

VERBATIM RESPONSES

QUESTION 16

Dakota County – Recycling Survey 2019

Verbatim Responses: Question 16

Male, 40-54, White/Caucasian, English, Rosemount

Question: Why are you dissatisfied with the Organics Recycling Drop-off locations?

Answer: Not enough locations

Male, 40-54, White/Caucasian, English, Burnsville

Question: Why are you dissatisfied with the Organics Recycling Drop-off locations?

Answer: It takes too long

Male, 65+, Black/African American, English, Inver Grove Heights

Question: Why are you dissatisfied with the Organics Recycling Drop-off locations?

Answer: Limited times and have to drive to it. This is not possible for a lot of families.

Female, 30-39, White/Caucasian, English, Burnsville

Question: Why are you dissatisfied with the Organics Recycling Drop-off locations?

Answer: Its not anywhere near my house and isnt convenient at all. I quit using it

Male, 65+, White/Caucasian, English, Inver Grove Heights

Question: Why are you dissatisfied with the Organics Recycling Drop-off locations?

Answer: Not sure where they are or how convenient to our home

Female, 55-64, Hispanic, Spanish, South St. Paul

Question: Why are you dissatisfied with the Organics Recycling Drop-off locations?

Answer: Because we have almost no knowledge

VERBATIM RESPONSES

QUESTION 20

Dakota County – Recycling Survey 2019

Verbatim Responses: Question 20

Female, 40-54, White/Caucasian, English, Burnsville

Question: *Why are you dissatisfied with the Home Recycling Guide booklet?*

Answer: *If it were more detailed more people would recycling many people wont look up that info it needs to be specific what can be recycled at home, but is a good reference to know where to bring certain things to be recycled*

Male, 65+, Black/African American, English, Inver Grove Heights

Question: *Why are you dissatisfied with the Home Recycling Guide booklet?*

Answer: *There needs to be more items picked up at curb than paper, cans and glass. That is only the tip of the iceberg for recycling. It is unrealistic that people are going to drive all over to recycle compostable, organically, electronics and chemicals. Dakota county has many lower socioeconomic families that is unrealistic to think they are going to spend the money for gas to drive all over to recycle. There needs to be more curbside pick up.*

Female, 40-54, White/Caucasian, English, South St. Paul

Question: *Why are you dissatisfied with the Home Recycling Guide booklet?*

Answer: *Too infrequent to remember what is available.*

Female, 65+, White/Caucasian, English, Apple Valley

Question: *Why are you dissatisfied with the Home Recycling Guide booklet?*

Answer: *It's not detailed enough*

VERBATIM RESPONSES

QUESTION 22

Dakota County – Recycling Survey 2019

Verbatim Responses: Question 22

Male, 65+, Black/African American, English, Inver Grove Heights

Question: Why are you dissatisfied with the Green Guide, online recycling and disposal guide?

Answer: There needs to be more curb side pick up.

VERBATIM RESPONSES
QUESTION 23

Dakota County – Recycling Survey 2019

Verbatim Responses: Question 23

Female, 65+, White/Caucasian, English, Burnsville

Question: Which of the following are the greatest barriers to recycling?

Answer: Sometimes it is not possible to read the recycling indicator on item

Female, 65+, White/Caucasian, English, Apple Valley

Question: Which of the following are the greatest barriers to recycling?

Answer: Lazy

Female, 55-64, White/Caucasian, English, Eagan

Question: Which of the following are the greatest barriers to recycling?

Answer: I have no barriers

Male, 40-54, White/Caucasian, English, Rosemount

Question: Which of the following are the greatest barriers to recycling?

Answer: No barriers

Female, 40-54, White/Caucasian, English, Inver Grove Heights

Question: Which of the following are the greatest barriers to recycling?

Answer: No barriers

Male, 65+, White/Caucasian, English, Apple Valley

Question: Which of the following are the greatest barriers to recycling?

Answer: No barriers

Male, 30-39, White/Caucasian, English, Burnsville

Question: Which of the following are the greatest barriers to recycling?

Answer: No barriers

Female, 65+, White/Caucasian, English, Inver Grove Heights

Question: Which of the following are the greatest barriers to recycling?
Answer: No barriers!

Female, 40-54, White/Caucasian, English, Burnsville

Question: Which of the following are the greatest barriers to recycling?
Answer: None

Female, 65+, White/Caucasian, English, Inver Grove Heights

Question: Which of the following are the greatest barriers to recycling?
Answer: None

Female, 65+, White/Caucasian, English, Eagan

Question: Which of the following are the greatest barriers to recycling?
Answer: None

Female, 65+, White/Caucasian, English, Apple Valley

Question: Which of the following are the greatest barriers to recycling?
Answer: Haulers don't accept plastic bags

Male, 65+, White/Caucasian, English, Lakeville

Question: Which of the following are the greatest barriers to recycling?
Answer: Extra expense

Female, 40-54, White/Caucasian, English, Inver Grove Heights

Question: Which of the following are the greatest barriers to recycling?
Answer: It would be nice to have a pick up of all recycling items that can't go into the recycling (like paint)

Female, 30-39, White/Caucasian, English, Mendota Heights

Question: Which of the following are the greatest barriers to recycling?
Answer: No barriers

Male, 18-29, White/Caucasian, English, South St. Paul

Question: Which of the following are the greatest barriers to recycling?
Answer: Benefit China is bad

Female, 30-39, Other, English, Eagan

Question: Which of the following are the greatest barriers to recycling?

Answer: They don't come weekly

Female, 40-54, White/Caucasian, English, Eagan

Question: Which of the following are the greatest barriers to recycling?

Answer: My building does not have recycling bins or a separate garbage bin for recycling

Female, 18-29, White/Caucasian, English, Burnsville

Question: Which of the following are the greatest barriers to recycling?

Answer: I'm not rinsing our items to put in recycling bin

Female, 30-39, White/Caucasian, English, Eagan

Question: Which of the following are the greatest barriers to recycling?

Answer: None. I always recycle.

Male, 65+, White/Caucasian, English, Rural/Unincorporated

Question: Which of the following are the greatest barriers to recycling?

Answer: Use of recycled materials

Male, 55-64, White/Caucasian, English, Apple Valley

Question: Which of the following are the greatest barriers to recycling?

Answer: Teaching my family to follow the recycling rules.

Male, 30-39, White/Caucasian, English, Hastings

Question: Which of the following are the greatest barriers to recycling?

Answer: I have tennis employees dumping recycling bins full of trash into the recycling truck.. Even after reporting that, that residence is throwing trash into the recycling bin.

Female, 55-64, White/Caucasian, English, Rural/Unincorporated

Question: Which of the following are the greatest barriers to recycling?

Answer: Don't have home organic program

Female, 40-54, White/Caucasian, English, Apple Valley

Question: Which of the following are the greatest barriers to recycling?

Answer: I live in apartment

Male, 18-29, White/Caucasian, English, Mendota Heights

Question: Which of the following are the greatest barriers to recycling?

Answer: I believe other people don't know how to recycle and they contaminate the whole lot

Female, 18-29, White/Caucasian, English, Apple Valley

Question: Which of the following are the greatest barriers to recycling?

Answer: Residents in the apartment complex put non-recyclable materials in the trash so it dashes my hopes that my recyclables will be recycled.

Male, 40-54, White/Caucasian, English, Eagan

Question: Which of the following are the greatest barriers to recycling?

Answer: No problem

Female, 40-54, White/Caucasian, English, Rosemount

Question: Which of the following are the greatest barriers to recycling?

Answer: None

Female, 30-39, White/Caucasian, English, Lakeville

Question: Which of the following are the greatest barriers to recycling?

Answer: Some programs cost money and are too far away

Female, 55-64, White/Caucasian, English, Mendota Heights

Question: Which of the following are the greatest barriers to recycling?

Answer: Washing recyclables is a pain but we do it. Sometimes I wonder if the environmental benefit is there because of the added wastewater created

Female, 40-54, White/Caucasian, English, Sunfish Lake

Question: Which of the following are the greatest barriers to recycling?

Answer: Compost should be curb side. We use it, and have a system that works, but seems unlikely that others will take the effort that we do. If it can't be curb side county should give out bins for people to store and transport compost to site. The recycling station is only open limited hours.

Male, 65+, Black/African American, English, Sunfish Lake

Question: Which of the following are the greatest barriers to recycling?

Answer: Distance to recycling

Female, 65+, White/Caucasian, English, Eagan

Question: Which of the following are the greatest barriers to recycling?

Answer: No barriers

Female, 30-39, White/Caucasian, English, Apple Valley

Question: Which of the following are the greatest barriers to recycling?

Answer: None

Female, 55-64, American Indian or Alaska Native, English, West St. Paul

Question: Which of the following are the greatest barriers to recycling?

Answer: Owner doesn't recycle

Male, 55-64, White/Caucasian, English, Hastings

Question: Which of the following are the greatest barriers to recycling?

Answer: Laziness

Female, 55-64, White/Caucasian, English, Burnsville

Question: Which of the following are the greatest barriers to recycling?

Answer: I don't have barriers. I recycle items accepted

Male, 55-64, White/Caucasian, English, Burnsville

Question: Which of the following are the greatest barriers to recycling?

Answer: Need to be able to recycle more varieties of plastic

Female, 65+, White/Caucasian, English, Burnsville

Question: Which of the following are the greatest barriers to recycling?

Answer: None of above. I recycle everything I can.

Female, 65+, White/Caucasian, English, Mendota Heights

Question: Which of the following are the greatest barriers to recycling?

Answer: None

Female, 65+, White/Caucasian, English, Lakeville

Question: Which of the following are the greatest barriers to recycling?

Answer: There is no barrier

Female, 30-39, Other, English, Mendota Heights

Question: Which of the following are the greatest barriers to recycling?

Answer: Why should I do the work and have someone else make money off of it?

Male, 30-39, White/Caucasian, English, Burnsville

Question: Which of the following are the greatest barriers to recycling?

Answer: Cost

Male, 55-64, White/Caucasian, English, Apple Valley

Question: Which of the following are the greatest barriers to recycling?

Answer: I'm not sure It's fiscally prudent

Female, 40-54, White/Caucasian, English, Eagan

Question: Which of the following are the greatest barriers to recycling?

Answer: I recycle

Female, 40-54, Hispanic, Spanish, Burnsville

Question: Which of the following are the greatest barriers to recycling?

Answer: They have no knowledge

Female, 40-54, Hispanic, Spanish, Burnsville

Question: Which of the following are the greatest barriers to recycling?

Answer: I don't have a barrier

Male, 30-39, Hispanic, Spanish, Lakeville

Question: Which of the following are the greatest barriers to recycling?

Answer: Lazy and lack of time

Female, 55-64, White/Caucasian, English, Lakeville

Question: Which of the following are the greatest barriers to recycling?

Answer: Very limited spaces within one bedroom apartment

Female, 65+, White/Caucasian, English, Lakeville

Question: Which of the following are the greatest barriers to recycling?

Answer: I don't have a problem recycling

Male, 55-64, Asian, English, Farmington

Question: Which of the following are the greatest barriers to recycling?

Answer: We recycle

Female, 55-64, White/Caucasian, English, Rural/Unincorporated

Question: Which of the following are the greatest barriers to recycling?

Answer: My apartment building does not have any recycling bins.

Female, 65+, White/Caucasian, English, Hastings

Question: Which of the following are the greatest barriers to recycling?

Answer: None

Female, 65+, White/Caucasian, English, Mendota Heights

Question: Which of the following are the greatest barriers to recycling?

Answer: Sometimes I don't have enough of a particular material (like organics) to make it worth the effort...and it get smelly in an apartment

Female, 18-29, White/Caucasian, English, Eagan

Question: Which of the following are the greatest barriers to recycling?

Answer: Washing things before recycling

VERBATIM RESPONSES

QUESTION 24

Dakota County – Recycling Survey 2019

Verbatim Responses: Question 24

Male, 65+, White/Caucasian, English, Farmington

Question: *What feelings do you associate with recycling?*

Answer: *None*

Female, 55-64, Hispanic, Spanish, Inver Grove Heights

Question: *What feelings do you associate with recycling?*

Answer: *Good*

Female, 65+, Other, English, Mendota Heights

Question: *What feelings do you associate with recycling?*

Answer: *Helping the world.*

Female, 65+, White/Caucasian, English, Inver Grove Heights

Question: *What feelings do you associate with recycling?*

Answer: *Its a good program.*

Male, 65+, White/Caucasian, English, Lakeville

Question: *What feelings do you associate with recycling?*

Answer: *None just do it.*

Male, 65+, White/Caucasian, English, Hastings

Question: *What feelings do you associate with recycling?*

Answer: *Good for enviroment.*

Female, 65+, White/Caucasian, English, Burnsville

Question: *What feelings do you associate with recycling?*

Answer: *Excited that recycled trash will become new products.*

Female, 65+, White/Caucasian, English, South St. Paul

Question: What feelings do you associate with recycling?

Answer: Satisfaction

Female, 40-54, White/Caucasian, English, Lakeville

Question: What feelings do you associate with recycling?

Answer: Positive

Male, 30-39, White/Caucasian, English, Eagan

Question: What feelings do you associate with recycling?

Answer: N/A

Female, 30-39, White/Caucasian, English, Inver Grove Heights

Question: What feelings do you associate with recycling?

Answer: Good and productive.

Female, 30-39, White/Caucasian, English, West St. Paul

Question: What feelings do you associate with recycling?

Answer: Pride

Female, 65+, White/Caucasian, English, Apple Valley

Question: What feelings do you associate with recycling?

Answer: Helpful to environment.

Female, 18-29, White/Caucasian, English, Mendota Heights

Question: What feelings do you associate with recycling?

Answer: Good, having a positive impact.

Male, 40-54, Asian, English, Rosemount

Question: What feelings do you associate with recycling?

Answer: I love having the option to put it all into one bin.

Male, 65+, White/Caucasian, English, Burnsville

Question: What feelings do you associate with recycling?

Answer: It's a good thing.



Male, 40-54, White/Caucasian, English, Farmington

Question: *What feelings do you associate with recycling?*

Answer: *None*

Female, 55-64, White/Caucasian, English, Eagan

Question: *What feelings do you associate with recycling?*

Answer: *Neutral*

Male, 65+, White/Caucasian, English, South St. Paul

Question: *What feelings do you associate with recycling?*

Answer: *Frustrated*

Male, 30-39, White/Caucasian, English, Lakeville

Question: *What feelings do you associate with recycling?*

Answer: *N/a*

Male, 30-39, Other, English, Rosemount

Question: *What feelings do you associate with recycling?*

Answer: *Refused*

Male, 40-54, White/Caucasian, English, Rosemount

Question: *What feelings do you associate with recycling?*

Answer: *Cross my fingers it works.*

Female, 65+, Other, English, Inver Grove Heights

Question: *What feelings do you associate with recycling?*

Answer: *Just a sense of doing something small to help enviroment.*

Male, 65+, White/Caucasian, English, Mendota Heights

Question: *What feelings do you associate with recycling?*

Answer: *Satisfaction*

Female, 40-54, White/Caucasian, English, Eagan

Question: *What feelings do you associate with recycling?*

Answer: *Satisfied, good, virtue.*

Male, 65+, White/Caucasian, English, Hastings

Question: *What feelings do you associate with recycling?*

Answer: *N/A*

Male, 65+, White/Caucasian, English, Burnsville

Question: *What feelings do you associate with recycling?*

Answer: *Ok with it.*

Male, 55-64, White/Caucasian, English, Eagan

Question: *What feelings do you associate with recycling?*

Answer: *Nothing, I think it is a great initiative, perhaps I don't know everything about it.*

Female, 55-64, White/Caucasian, English, Eagan

Question: *What feelings do you associate with recycling?*

Answer: *Ok*

Female, 55-64, White/Caucasian, English, Rosemount

Question: *What feelings do you associate with recycling?*

Answer: *Responsible*

Female, 65+, White/Caucasian, English, Lakeville

Question: *What feelings do you associate with recycling?*

Answer: *Should be done.*

Male, 65+, White/Caucasian, English, West St. Paul

Question: *What feelings do you associate with recycling?*

Answer: *Good and helpful.*

Female, 55-64, White/Caucasian, English, Eagan

Question: *What feelings do you associate with recycling?*

Answer: *None*

Female, 40-54, White/Caucasian, English, Inver Grove Heights

Question: *What feelings do you associate with recycling?*

Answer: N/A

Female, 40-54, White/Caucasian, English, Burnsville

Question: What feelings do you associate with recycling?

Answer: Good

Female, 65+, White/Caucasian, English, Apple Valley

Question: What feelings do you associate with recycling?

Answer: Relief that I am doing the right thing.

Male, 65+, White/Caucasian, English, Eagan

Question: What feelings do you associate with recycling?

Answer: Don't know

Female, 55-64, White/Caucasian, English, Rural/Unincorporated

Question: What feelings do you associate with recycling?

Answer: I don't.

Female, 65+, White/Caucasian, English, Apple Valley

Question: What feelings do you associate with recycling?

Answer: Hope in some small way I am reducing my impact on the earth.

Male, 55-64, White/Caucasian, English, Inver Grove Heights

Question: What feelings do you associate with recycling?

Answer: To reduce landfills and save animals and waterways!

Male, 55-64, White/Caucasian, English, Eagan

Question: What feelings do you associate with recycling?

Answer: Mixed emotions

Female, 65+, White/Caucasian, English, South St. Paul

Question: What feelings do you associate with recycling?

Answer: Good

Male, 65+, White/Caucasian, English, Rural/Unincorporated

Question: What feelings do you associate with recycling?

Answer: Helpful

Female, 55-64, White/Caucasian, English, Eagan

Question: What feelings do you associate with recycling?

Answer: Saving resources.

Male, 55-64, White/Caucasian, English, Apple Valley

Question: What feelings do you associate with recycling?

Answer: Good

Male, 65+, White/Caucasian, English, Rural/Unincorporated

Question: What feelings do you associate with recycling?

Answer: None

Male, 40-54, Other, English, Lakeville

Question: What feelings do you associate with recycling?

Answer: N/A

Male, 55-64, White/Caucasian, English, Lakeville

Question: What feelings do you associate with recycling?

Answer: Is it a waste of time or are they really doing something with the things we put in the bins?

Female, 40-54, White/Caucasian, English, Farmington

Question: What feelings do you associate with recycling?

Answer: None

Male, 65+, White/Caucasian, English, Apple Valley

Question: What feelings do you associate with recycling?

Answer: Necessary.

Male, 65+, White/Caucasian, English, West St. Paul

Question: What feelings do you associate with recycling?

Answer: Satisfied

Male, 65+, White/Caucasian, English, Mendota Heights

Question: *What feelings do you associate with recycling?*

Answer: *It makes me feel good.*

Male, 65+, White/Caucasian, English, Lakeville

Question: *What feelings do you associate with recycling?*

Answer: *We have reached a modest consensus, but feel that further materials could be recycled.*

Female, 40-54, White/Caucasian, English, Rosemount

Question: *What feelings do you associate with recycling?*

Answer: *Not sure I have feelings associated with recycling, doubt maybe, I worry that we separate things out and put them in the recycling bin and they don't get recycled.*

Female, 40-54, White/Caucasian, English, Farmington

Question: *What feelings do you associate with recycling?*

Answer: *Very inconvenient to separate and have enough room in your garage.*

Female, 65+, White/Caucasian, English, Lakeville

Question: *What feelings do you associate with recycling?*

Answer: *Satisfied*

Male, 30-39, White/Caucasian, English, Burnsville

Question: *What feelings do you associate with recycling?*

Answer: *N/a*

Male, 65+, White/Caucasian, English, Inver Grove Heights

Question: *What feelings do you associate with recycling?*

Answer: *Community accountability.*

Male, 65+, White/Caucasian, English, Lakeville

Question: *What feelings do you associate with recycling?*

Answer: *Extra work*

Female, 40-54, White/Caucasian, English, Hastings

Question: *What feelings do you associate with recycling?*

Answer: Good

Male, 55-64, White/Caucasian, English, Burnsville

Question: What feelings do you associate with recycling?

Answer: The right thing to do.

Female, 40-54, White/Caucasian, English, Inver Grove Heights

Question: What feelings do you associate with recycling?

Answer: None

Male, 30-39, White/Caucasian, English, Inver Grove Heights

Question: What feelings do you associate with recycling?

Answer: None

Male, 40-54, White/Caucasian, English, Rosemount

Question: What feelings do you associate with recycling?

Answer: Positive, its a good thing and we need more of it.

Male, 65+, Other, English, Eagan

Question: What feelings do you associate with recycling?

Answer: Self satisfaction.

Male, 40-54, White/Caucasian, English, Eagan

Question: What feelings do you associate with recycling?

Answer: Environment.

Female, 40-54, White/Caucasian, English, Burnsville

Question: What feelings do you associate with recycling?

Answer: I believe that the resources can be useful in making other things.

Female, 40-54, White/Caucasian, English, Eagan

Question: What feelings do you associate with recycling?

Answer: Overwhelming

Female, 65+, White/Caucasian, English, Inver Grove Heights

Question: What feelings do you associate with recycling?

Answer: Satisfaction from helping the environment.

Female, 40-54, White/Caucasian, English, Burnsville

Question: What feelings do you associate with recycling?

Answer: Positive

Male, 30-39, White/Caucasian, English, Burnsville

Question: What feelings do you associate with recycling?

Answer: Confusion, complicated, picky.

Male, 40-54, White/Caucasian, English, Rural/Unincorporated

Question: What feelings do you associate with recycling?

Answer: None

Female, 55-64, White/Caucasian, English, Eagan

Question: What feelings do you associate with recycling?

Answer: Satisfied

Male, 18-29, White/Caucasian, English, Burnsville

Question: What feelings do you associate with recycling?

Answer: Pride, helpfulness.

Female, 65+, White/Caucasian, English, Burnsville

Question: What feelings do you associate with recycling?

Answer: I feel good about it .

Female, 65+, White/Caucasian, English, Inver Grove Heights

Question: What feelings do you associate with recycling?

Answer: Minimizing waste.

Male, 55-64, White/Caucasian, English, Lakeville

Question: What feelings do you associate with recycling?

Answer: Dumb question.

Male, 40-54, Black/African American, English, Inver Grove Heights

Question: *What feelings do you associate with recycling?*

Answer: *I feel like I am doing something for the next generation.*

Female, 40-54, Asian, English, Burnsville

Question: *What feelings do you associate with recycling?*

Answer: *I like recycling.*

Male, 65+, White/Caucasian, English, Burnsville

Question: *What feelings do you associate with recycling?*

Answer: *Don't know*

Male, 65+, White/Caucasian, English, South St. Paul

Question: *What feelings do you associate with recycling?*

Answer: *Positive*

Male, 40-54, White/Caucasian, English, Rural/Unincorporated

Question: *What feelings do you associate with recycling?*

Answer: *Nothing*

Female, 65+, White/Caucasian, English, Lakeville

Question: *What feelings do you associate with recycling?*

Answer: *It is a habit for recycle paper, glass, plastic.*

Female, 40-54, White/Caucasian, English, Lakeville

Question: *What feelings do you associate with recycling?*

Answer: *Happy to recycle.*

Male, 55-64, White/Caucasian, English, Eagan

Question: *What feelings do you associate with recycling?*

Answer: *None*

Female, 55-64, White/Caucasian, English, Apple Valley

Question: *What feelings do you associate with recycling?*

Answer: *Preserving mother earth.*

Female, 65+, White/Caucasian, English, Eagan

Question: *What feelings do you associate with recycling?*

Answer: *Just makes sense.*

Female, 65+, White/Caucasian, English, Apple Valley

Question: *What feelings do you associate with recycling?*

Answer: *Importance of recycling for the environment.*

Male, 65+, Other, English, Rosemount

Question: *What feelings do you associate with recycling?*

Answer: *Helps reduce the cost of the service.*

Female, 55-64, White/Caucasian, English, Inver Grove Heights

Question: *What feelings do you associate with recycling?*

Answer: *Recycling is a civic duty and requires very little effort on my part.*

Male, 65+, White/Caucasian, English, Lakeville

Question: *What feelings do you associate with recycling?*

Answer: *Why do we need to pay extra to recycle.*

Female, 40-54, White/Caucasian, English, Hastings

Question: *What feelings do you associate with recycling?*

Answer: *Happiness, helpfulness and satisfaction.*

Female, 65+, White/Caucasian, English, Inver Grove Heights

Question: *What feelings do you associate with recycling?*

Answer: *Too complicated, any resources are hard to find.*

Female, 40-54, White/Caucasian, English, Lakeville

Question: *What feelings do you associate with recycling?*

Answer: *I feel good about it.*

Female, 30-39, White/Caucasian, English, South St. Paul

Question: *What feelings do you associate with recycling?*

Answer: Good

Female, 65+, White/Caucasian, English, Eagan

Question: What feelings do you associate with recycling?

Answer: Feel good about doing my part.

Female, 65+, Other, English, Inver Grove Heights

Question: What feelings do you associate with recycling?

Answer: Worthwhile cause.

Male, 55-64, Other, English, Eagan

Question: What feelings do you associate with recycling?

Answer: Worthless

Male, 55-64, White/Caucasian, English, Lakeville

Question: What feelings do you associate with recycling?

Answer: Good

Female, 40-54, White/Caucasian, English, Burnsville

Question: What feelings do you associate with recycling?

Answer: Proud I'm doing something good.

Female, 65+, White/Caucasian, English, Burnsville

Question: What feelings do you associate with recycling?

Answer: Satisfaction

Male, 55-64, White/Caucasian, English, Lakeville

Question: What feelings do you associate with recycling?

Answer: Helping the earth.

Female, 65+, White/Caucasian, English, Lakeville

Question: What feelings do you associate with recycling?

Answer: Accomplished

Female, 65+, White/Caucasian, English, Burnsville

Question: What feelings do you associate with recycling?

Answer: Mostly f

Male, 55-64, White/Caucasian, English, South St. Paul

Question: What feelings do you associate with recycling?

Answer: Good

Male, 40-54, White/Caucasian, English, West St. Paul

Question: What feelings do you associate with recycling?

Answer: Positive

Male, 65+, White/Caucasian, English, Lakeville

Question: What feelings do you associate with recycling?

Answer: Pride

Female, 55-64, White/Caucasian, English, Apple Valley

Question: What feelings do you associate with recycling?

Answer: Positive, doing good, being smart, being organized, being responsible.

Male, 65+, White/Caucasian, English, Rural/Unincorporated

Question: What feelings do you associate with recycling?

Answer: Good

Female, 65+, White/Caucasian, English, South St. Paul

Question: What feelings do you associate with recycling?

Answer: Helping the environment.

Male, 55-64, White/Caucasian, English, Burnsville

Question: What feelings do you associate with recycling?

Answer: Good, healthy, and happy.

Male, 18-29, White/Caucasian, English, Farmington

Question: What feelings do you associate with recycling?

Answer: Ease

Female, 30-39, White/Caucasian, English, Burnsville

Question: *What feelings do you associate with recycling?*

Answer: *Responsible*

Female, 40-54, White/Caucasian, English, Lakeville

Question: *What feelings do you associate with recycling?*

Answer: *Don't know*

Female, 30-39, White/Caucasian, English, Mendota Heights

Question: *What feelings do you associate with recycling?*

Answer: *Good - its a waste to hopefully reduce waste.*

Female, 18-29, White/Caucasian, English, Lakeville

Question: *What feelings do you associate with recycling?*

Answer: *Impartial*

Female, 55-64, White/Caucasian, English, Apple Valley

Question: *What feelings do you associate with recycling?*

Answer: *Would like it to be picked up every week.*

Male, 18-29, White/Caucasian, English, Farmington

Question: *What feelings do you associate with recycling?*

Answer: *Its great! Reduce, reuse, recycle!*

Male, 18-29, White/Caucasian, English, Burnsville

Question: *What feelings do you associate with recycling?*

Answer: *Joy, gladness, making a change.*

Male, 18-29, Hispanic, English, Lakeville

Question: *What feelings do you associate with recycling?*

Answer: *Contentment, otherwise none.*

Male, 65+, White/Caucasian, English, South St. Paul

Question: *What feelings do you associate with recycling?*

Answer: *Feelings?*

Male, 30-39, White/Caucasian, English, Eagan

Question: *What feelings do you associate with recycling?*

Answer: *N/a*

Female, 30-39, Asian, English, Eagan

Question: *What feelings do you associate with recycling?*

Answer: *It feels good to help save our planet.*

Female, 40-54, White/Caucasian, English, Lakeville

Question: *What feelings do you associate with recycling?*

Answer: *Positive ones, we recycle what we can.*

Male, 30-39, White/Caucasian, English, Hastings

Question: *What feelings do you associate with recycling?*

Answer: *Satisfied*

Male, 40-54, White/Caucasian, English, Lakeville

Question: *What feelings do you associate with recycling?*

Answer: *Right thing to do.*

Female, 30-39, White/Caucasian, English, Eagan

Question: *What feelings do you associate with recycling?*

Answer: *I feel good about recycling, but wish it would be picked up weekly.*

Male, 30-39, White/Caucasian, English, Burnsville

Question: *What feelings do you associate with recycling?*

Answer: *Optimism*

Male, 40-54, Black/African American, English, Apple Valley

Question: *What feelings do you associate with recycling?*

Answer: *Contribution to environmental betterment .*

Male, 18-29, White/Caucasian, English, Lakeville

Question: *What feelings do you associate with recycling?*

Answer: Helpful

Female, 30-39, White/Caucasian, English, Eagan

Question: What feelings do you associate with recycling?

Answer: Happy, responsibility.

Female, 40-54, White/Caucasian, English, Inver Grove Heights

Question: What feelings do you associate with recycling?

Answer: Helpful

Male, 40-54, White/Caucasian, English, Lakeville

Question: What feelings do you associate with recycling?

Answer: Neutral Its recycling, I don't have feelings about it.

Male, 55-64, White/Caucasian, English, Inver Grove Heights

Question: What feelings do you associate with recycling?

Answer: None

Female, 30-39, White/Caucasian, English, Eagan

Question: What feelings do you associate with recycling?

Answer: Important

Female, 30-39, White/Caucasian, English, Mendota Heights

Question: What feelings do you associate with recycling?

Answer: Helping environment, happiness and satisfaction

Female, 30-39, White/Caucasian, English, Apple Valley

Question: What feelings do you associate with recycling?

Answer: Earth friendly, eco conscious.

Male, 18-29, White/Caucasian, English, South St. Paul

Question: What feelings do you associate with recycling?

Answer: Is this a real survey.

Male, 40-54, White/Caucasian, English, Lakeville

Question: *What feelings do you associate with recycling?*

Answer: *Don't know*

Female, 40-54, White/Caucasian, English, Apple Valley

Question: *What feelings do you associate with recycling?*

Answer: *Neither*

Male, 40-54, Other, English, Eagan

Question: *What feelings do you associate with recycling?*

Answer: *Respect*

Female, 30-39, Other, English, Eagan

Question: *What feelings do you associate with recycling?*

Answer: *Helping reuse.*

Female, 30-39, White/Caucasian, English, Farmington

Question: *What feelings do you associate with recycling?*

Answer: *Think its great.*

Male, 65+, White/Caucasian, English, Hastings

Question: *What feelings do you associate with recycling?*

Answer: *How little one needs to do to feel good or satisfied.*

Female, 40-54, Other, English, Apple Valley

Question: *What feelings do you associate with recycling?*

Answer: *None.*

Female, 55-64, White/Caucasian, English, Apple Valley

Question: *What feelings do you associate with recycling?*

Answer: *N/A*

Male, 40-54, White/Caucasian, English, Rosemount

Question: *What feelings do you associate with recycling?*

Answer: *A sense of good.*

Male, 30-39, White/Caucasian, English, Burnsville

Question: *What feelings do you associate with recycling?*

Answer: *Good*

Female, 40-54, White/Caucasian, English, Mendota Heights

Question: *What feelings do you associate with recycling?*

Answer: *Responsibility, important, pride.*

Female, 18-29, White/Caucasian, English, Lakeville

Question: *What feelings do you associate with recycling?*

Answer: *Positive*

Female, 55-64, White/Caucasian, English, Apple Valley

Question: *What feelings do you associate with recycling?*

Answer: *It's something everyone should do.*

Male, 30-39, White/Caucasian, English, Inver Grove Heights

Question: *What feelings do you associate with recycling?*

Answer: *Environmental stewardship.*

Female, 40-54, White/Caucasian, English, South St. Paul

Question: *What feelings do you associate with recycling?*

Answer: *Useful*

Female, 30-39, White/Caucasian, English, Rosemount

Question: *What feelings do you associate with recycling?*

Answer: *Reducing footprint.*

Female, 40-54, White/Caucasian, English, Apple Valley

Question: *What feelings do you associate with recycling?*

Answer: *Good*

Male, 40-54, White/Caucasian, English, Burnsville

Question: *What feelings do you associate with recycling?*

Answer: *Satisfaction*

Female, 30-39, American Indian or Alaska Native, English, Apple Valley

Question: *What feelings do you associate with recycling?*

Answer: *Assurance?*

Male, 40-54, White/Caucasian, English, Lakeville

Question: *What feelings do you associate with recycling?*

Answer: *Positive*

Female, 40-54, White/Caucasian, English, Burnsville

Question: *What feelings do you associate with recycling?*

Answer: *They should pick it up weekly.*

Male, 40-54, White/Caucasian, English, Eagan

Question: *What feelings do you associate with recycling?*

Answer: *This question should not be mandatory, you will see a high dropout rate at this point.*

Female, 18-29, White/Caucasian, English, Rosemount

Question: *What feelings do you associate with recycling?*

Answer: *Good for the planet.*

Male, 18-29, Other, English, Burnsville

Question: *What feelings do you associate with recycling?*

Answer: *Don't know*

Male, 40-54, White/Caucasian, English, Mendota Heights

Question: *What feelings do you associate with recycling?*

Answer: *Sustainability*

Female, 40-54, White/Caucasian, English, Eagan

Question: *What feelings do you associate with recycling?*

Answer: *We need to reduce waste & lessen the load of our landfills.*

Male, 40-54, Other, English, Lakeville

Question: *What feelings do you associate with recycling?*

Answer: None

Male, 30-39, White/Caucasian, English, West St. Paul

Question: What feelings do you associate with recycling?

Answer: Good

Female, 55-64, White/Caucasian, English, Farmington

Question: What feelings do you associate with recycling?

Answer: Its a pain.

Female, 55-64, Other, English, Lakeville

Question: What feelings do you associate with recycling?

Answer: Good

Male, 40-54, Other, English, Burnsville

Question: What feelings do you associate with recycling?

Answer: I pay money just so they can take what I don't want.

Female, 40-54, Other, English, Apple Valley

Question: What feelings do you associate with recycling?

Answer: Good

Female, 18-29, White/Caucasian, English, Burnsville

Question: What feelings do you associate with recycling?

Answer: None

Female, 55-64, White/Caucasian, English, Burnsville

Question: What feelings do you associate with recycling?

Answer: Pleased

Female, 18-29, White/Caucasian, English, Lakeville

Question: What feelings do you associate with recycling?

Answer: Don't know

Male, 18-29, White/Caucasian, English, Apple Valley

Question: *What feelings do you associate with recycling?*

Answer: *Nothing*

Female, 30-39, White/Caucasian, English, Eagan

Question: *What feelings do you associate with recycling?*

Answer: *Pride, concern, happiness*

Male, 65+, White/Caucasian, English, Inver Grove Heights

Question: *What feelings do you associate with recycling?*

Answer: *Positive*

Female, 30-39, White/Caucasian, English, Rural/Unincorporated

Question: *What feelings do you associate with recycling?*

Answer: *Indifferent*

Female, 65+, White/Caucasian, English, Apple Valley

Question: *What feelings do you associate with recycling?*

Answer: *Satisfaction*

Female, 55-64, White/Caucasian, English, Eagan

Question: *What feelings do you associate with recycling?*

Answer: *Positive*

Female, 30-39, White/Caucasian, English, Burnsville

Question: *What feelings do you associate with recycling?*

Answer: *Good*

Female, 55-64, Other, English, Eagan

Question: *What feelings do you associate with recycling?*

Answer: *Its a waste of time and resources. if people were committed to conservation, they would insist on quality goods that dont need to be replaced constantly instead of srnding ten trash trucks down every street in the neighborhood to take plastic bottles to the landfill.*

Male, 65+, White/Caucasian, English, Rural/Unincorporated

Question: *What feelings do you associate with recycling?*

Answer: *Usefulness*

Male, 65+, White/Caucasian, English, Lilydale

Question: *What feelings do you associate with recycling?*

Answer: *Sadness, sad that so many people do not consider recycling as important as it should be.*

Male, 40-54, Black/African American, English, Hastings

Question: *What feelings do you associate with recycling?*

Answer: *N/A*

Male, 55-64, White/Caucasian, English, Apple Valley

Question: *What feelings do you associate with recycling?*

Answer: *Hope for society, planet.*

Male, 18-29, White/Caucasian, English, Eagan

Question: *What feelings do you associate with recycling?*

Answer: *N/A*

Female, 40-54, White/Caucasian, English, Burnsville

Question: *What feelings do you associate with recycling?*

Answer: *Important*

Female, 40-54, White/Caucasian, English, Burnsville

Question: *What feelings do you associate with recycling?*

Answer: *Helping the environment.*

Male, 18-29, White/Caucasian, English, Burnsville

Question: *What feelings do you associate with recycling?*

Answer: *Good*

Female, 55-64, White/Caucasian, English, Lakeville

Question: *What feelings do you associate with recycling?*

Answer: *Contributing*

Female, 30-39, White/Caucasian, English, Eagan

Question: *What feelings do you associate with recycling?*

Answer: I like it, it's easy and good for the environment if done correctly. in the apartment i live in, i believe people don't know the rules and put way too much stuff that is not recyclable in the bin. ie. plastic bags, styrofoam, non-recyclable food containers

Male, 40-54, White/Caucasian, English, Burnsville

Question: What feelings do you associate with recycling?

Answer: Confusing

Female, 18-29, White/Caucasian, English, Eagan

Question: What feelings do you associate with recycling?

Answer: Trying to not screw up the environment.

Female, 30-39, White/Caucasian, English, Lakeville

Question: What feelings do you associate with recycling?

Answer: Good

Female, 18-29, Other, English, Apple Valley

Question: What feelings do you associate with recycling?

Answer: Happiness

Female, 65+, Other, English, Burnsville

Question: What feelings do you associate with recycling?

Answer: Hope, wisdom.

Male, 18-29, White/Caucasian, English, Eagan

Question: What feelings do you associate with recycling?

Answer: Helpful

Male, 30-39, White/Caucasian, English, Lakeville

Question: What feelings do you associate with recycling?

Answer: Pride

Male, 30-39, White/Caucasian, English, Eagan

Question: What feelings do you associate with recycling?

Answer: Positive

Female, 55-64, Other, English, Burnsville

Question: *What feelings do you associate with recycling?*

Answer: *N/A*

Male, 55-64, White/Caucasian, English, Apple Valley

Question: *What feelings do you associate with recycling?*

Answer: *Lust...?*

Male, 30-39, White/Caucasian, English, Hastings

Question: *What feelings do you associate with recycling?*

Answer: *Positive*

Male, 55-64, White/Caucasian, English, West St. Paul

Question: *What feelings do you associate with recycling?*

Answer: *Tedious*

Female, 18-29, Other, English, Hastings

Question: *What feelings do you associate with recycling?*

Answer: *I wish I had access to it.*

Female, 40-54, Asian, English, Apple Valley

Question: *What feelings do you associate with recycling?*

Answer: *Helping the environment.*

Male, 40-54, White/Caucasian, English, West St. Paul

Question: *What feelings do you associate with recycling?*

Answer: *N/A*

Female, 40-54, White/Caucasian, English, Farmington

Question: *What feelings do you associate with recycling?*

Answer: *Gratification*

Male, 40-54, White/Caucasian, English, Burnsville

Question: *What feelings do you associate with recycling?*

Answer: *None*

Male, 30-39, White/Caucasian, English, South St. Paul

Question: *What feelings do you associate with recycling?*

Answer: *Positive feelings, like this is the right thing to do.*

Male, 65+, White/Caucasian, English, Lakeville

Question: *What feelings do you associate with recycling?*

Answer: *Must do it!!*

Female, 55-64, White/Caucasian, English, Burnsville

Question: *What feelings do you associate with recycling?*

Answer: *Good*

Male, 55-64, Other, English, Eagan

Question: *What feelings do you associate with recycling?*

Answer: *Its the right thing to do.*

Female, 18-29, White/Caucasian, English, Rosemount

Question: *What feelings do you associate with recycling?*

Answer: *Satisfaction*

Female, 18-29, White/Caucasian, English, Mendota Heights

Question: *What feelings do you associate with recycling?*

Answer: *Part of the way the world works.*

Female, 18-29, White/Caucasian, English, Inver Grove Heights

Question: *What feelings do you associate with recycling?*

Answer: *I like recycling and I make my family do it too.*

Female, 18-29, Hispanic, English, Inver Grove Heights

Question: *What feelings do you associate with recycling?*

Answer: *Good*

Male, 65+, White/Caucasian, English, Burnsville

Question: *What feelings do you associate with recycling?*

Answer: I feel it is very important.

Male, 55-64, White/Caucasian, English, Mendota Heights

Question: What feelings do you associate with recycling?

Answer: Doing something to try and reduce, reuse, and reduce.

Male, 65+, White/Caucasian, English, West St. Paul

Question: What feelings do you associate with recycling?

Answer: Good

Male, 30-39, White/Caucasian, English, Hastings

Question: What feelings do you associate with recycling?

Answer: Everyone needs to do their part, it helps protect our environment.

Female, 55-64, Other, English, South St. Paul

Question: What feelings do you associate with recycling?

Answer: Helpful

Male, 55-64, White/Caucasian, English, Eagan

Question: What feelings do you associate with recycling?

Answer: Responsible

Female, 30-39, White/Caucasian, English, Mendota Heights

Question: What feelings do you associate with recycling?

Answer: Mixed

Female, 40-54, Hispanic, English, Burnsville

Question: What feelings do you associate with recycling?

Answer: Feelings of gender reassignment since you think i'm a woman.

Male, 30-39, White/Caucasian, English, Eagan

Question: What feelings do you associate with recycling?

Answer: Positive

Female, 30-39, White/Caucasian, English, South St. Paul

Question: What feelings do you associate with recycling?

Answer: Annoying

Female, 18-29, White/Caucasian, English, Burnsville

Question: What feelings do you associate with recycling?

Answer: Positive for the community.

Male, 40-54, White/Caucasian, English, Burnsville

Question: What feelings do you associate with recycling?

Answer: Recycling should be mandated by law. pigs that pollute should be prosecuted. recycling helps only if everyone participates. not just me

Female, 55-64, White/Caucasian, English, Eagan

Question: What feelings do you associate with recycling?

Answer: Ratio of effort to actually helping environment too high.

Female, 18-29, White/Caucasian, English, Hastings

Question: What feelings do you associate with recycling?

Answer: Passionate

Male, 40-54, White/Caucasian, English, Hastings

Question: What feelings do you associate with recycling?

Answer: Positive

Male, 30-39, White/Caucasian, English, Eagan

Question: What feelings do you associate with recycling?

Answer: Positive participation.

Female, 30-39, White/Caucasian, English, Apple Valley

Question: What feelings do you associate with recycling?

Answer: Responsible

Male, 18-29, White/Caucasian, English, Apple Valley

Question: What feelings do you associate with recycling?

Answer: Responsibility, caring.

Female, 30-39, White/Caucasian, English, Inver Grove Heights

Question: *What feelings do you associate with recycling?*

Answer: *Doing good.*

Female, 30-39, White/Caucasian, English, Mendota Heights

Question: *What feelings do you associate with recycling?*

Answer: *Good*

Female, 55-64, White/Caucasian, English, Eagan

Question: *What feelings do you associate with recycling?*

Answer: *None*

Female, 55-64, White/Caucasian, English, Rural/Unincorporated

Question: *What feelings do you associate with recycling?*

Answer: *Positive*

Female, 40-54, White/Caucasian, English, Eagan

Question: *What feelings do you associate with recycling?*

Answer: *Unable to click "other" box.*

Female, 65+, Hispanic, English, West St. Paul

Question: *What feelings do you associate with recycling?*

Answer: *Nothing*

Male, 30-39, Black/African American, English, Eagan

Question: *What feelings do you associate with recycling?*

Answer: *I am happy to recycle.*

Female, 55-64, White/Caucasian, English, Eagan

Question: *What feelings do you associate with recycling?*

Answer: *Good feeling - responsible consumer*

Male, 30-39, White/Caucasian, English, Apple Valley

Question: *What feelings do you associate with recycling?*

Answer: *None, I have no emotions about it.*

Male, 30-39, White/Caucasian, English, West St. Paul

Question: *What feelings do you associate with recycling?*

Answer: *Protection*

Female, 18-29, Asian, English, South St. Paul

Question: *What feelings do you associate with recycling?*

Answer: *It is good*

Male, 40-54, White/Caucasian, English, Inver Grove Heights

Question: *What feelings do you associate with recycling?*

Answer: *Happiness*

Female, 18-29, White/Caucasian, English, Lakeville

Question: *What feelings do you associate with recycling?*

Answer: *A duty to my city and environment that should be performed.*

Female, 55-64, White/Caucasian, English, Inver Grove Heights

Question: *What feelings do you associate with recycling?*

Answer: *Satisfaction*

Female, 55-64, White/Caucasian, English, Farmington

Question: *What feelings do you associate with recycling?*

Answer: *Good for the environment.*

Female, 18-29, White/Caucasian, English, Mendota Heights

Question: *What feelings do you associate with recycling?*

Answer: *Boredom, happiness.*

Female, 55-64, White/Caucasian, English, South St. Paul

Question: *What feelings do you associate with recycling?*

Answer: *Do it for convenience.*

Male, 30-39, Other, English, Lakeville

Question: *What feelings do you associate with recycling?*

Answer: The solution to pollution is dilution.

Female, 40-54, White/Caucasian, English, Farmington

Question: What feelings do you associate with recycling?

Answer: Satisfying

Female, 55-64, White/Caucasian, English, Lakeville

Question: What feelings do you associate with recycling?

Answer: Necessary

Female, 55-64, White/Caucasian, English, Lakeville

Question: What feelings do you associate with recycling?

Answer: All should be doing it.

Female, 40-54, White/Caucasian, English, Apple Valley

Question: What feelings do you associate with recycling?

Answer: Good

Male, 40-54, Black/African American, English, Burnsville

Question: What feelings do you associate with recycling?

Answer: Nice

Male, 18-29, Hispanic, English, South St. Paul

Question: What feelings do you associate with recycling?

Answer: That its good and necessary.

Female, 30-39, Black/African American, English, Burnsville

Question: What feelings do you associate with recycling?

Answer: Good happy

Male, 40-54, White/Caucasian, English, Lakeville

Question: What feelings do you associate with recycling?

Answer: I'm happy to do it if I have room in the bin.

Male, 65+, Other, English, Rosemount

Question: What feelings do you associate with recycling?

Answer: N/A

Male, 30-39, White/Caucasian, English, Inver Grove Heights

Question: What feelings do you associate with recycling?

Answer: Good

Male, 30-39, White/Caucasian, English, Burnsville

Question: What feelings do you associate with recycling?

Answer: Good

Male, 18-29, White/Caucasian, English, Mendota Heights

Question: What feelings do you associate with recycling?

Answer: Not a solution to our environmental needs but something that should still be used when needed.

Male, 40-54, White/Caucasian, English, Eagan

Question: What feelings do you associate with recycling?

Answer: Good steward of the planet.

Male, 65+, White/Caucasian, English, South St. Paul

Question: What feelings do you associate with recycling?

Answer: Willing to do because of long term effects on our world.

Female, 30-39, White/Caucasian, English, Farmington

Question: What feelings do you associate with recycling?

Answer: It's a good thing that one ought to go to protect and care for the environment.

Female, 40-54, White/Caucasian, English, Apple Valley

Question: What feelings do you associate with recycling?

Answer: Social responsibility.

Female, 30-39, White/Caucasian, English, Farmington

Question: What feelings do you associate with recycling?

Answer: Arousal

Female, 40-54, White/Caucasian, English, Rosemount

Question: *What feelings do you associate with recycling?*

Answer: *Feels good*

Female, 30-39, White/Caucasian, English, Eagan

Question: *What feelings do you associate with recycling?*

Answer: *Good for environment.*

Female, 18-29, White/Caucasian, English, Mendota Heights

Question: *What feelings do you associate with recycling?*

Answer: *Good ones*

Male, 55-64, Other, English, Inver Grove Heights

Question: *What feelings do you associate with recycling?*

Answer: *Ambivalence*

Female, 55-64, White/Caucasian, English, Inver Grove Heights

Question: *What feelings do you associate with recycling?*

Answer: *Helpfulness*

Female, 30-39, White/Caucasian, English, Lakeville

Question: *What feelings do you associate with recycling?*

Answer: *Good feelings*

Male, 65+, Hispanic, English, Eagan

Question: *What feelings do you associate with recycling?*

Answer: *No opinion*

Male, 55-64, Other, English, Hastings

Question: *What feelings do you associate with recycling?*

Answer: *Ambivalency*

Female, 18-29, White/Caucasian, English, Hastings

Question: *What feelings do you associate with recycling?*

Answer: *Required, good? This is a weird question.*

Male, 18-29, Other, English, Apple Valley

Question: *What feelings do you associate with recycling?*

Answer: *None*

Female, 40-54, White/Caucasian, English, Rosemount

Question: *What feelings do you associate with recycling?*

Answer: *N/A*

Male, 40-54, White/Caucasian, English, Inver Grove Heights

Question: *What feelings do you associate with recycling?*

Answer: *Good*

Female, 30-39, White/Caucasian, English, Eagan

Question: *What feelings do you associate with recycling?*

Answer: *Positive, required, necessary.*

Female, 40-54, White/Caucasian, English, Apple Valley

Question: *What feelings do you associate with recycling?*

Answer: *Obligatory*

Male, 18-29, White/Caucasian, English, West St. Paul

Question: *What feelings do you associate with recycling?*

Answer: *Good*

Male, 40-54, White/Caucasian, English, Eagan

Question: *What feelings do you associate with recycling?*

Answer: *Good*

Male, 18-29, White/Caucasian, English, Burnsville

Question: *What feelings do you associate with recycling?*

Answer: *Normal*

Female, 30-39, White/Caucasian, English, West St. Paul

Question: *What feelings do you associate with recycling?*

Answer: None

Male, 65+, Black/African American, English, Inver Grove Heights

Question: What feelings do you associate with recycling?

Answer: It is very important, but we need to make it more convenient for things other than glass, cans or paper.

Male, 30-39, White/Caucasian, English, Lakeville

Question: What feelings do you associate with recycling?

Answer: Positive for environment.

Male, 40-54, White/Caucasian, English, Rural/Unincorporated

Question: What feelings do you associate with recycling?

Answer: Ok

Female, 18-29, Hispanic, English, Eagan

Question: What feelings do you associate with recycling?

Answer: Positive! Proud, concerned

Male, 30-39, Other, English, South St. Paul

Question: What feelings do you associate with recycling?

Answer: Helping, responsible.

Female, 30-39, White/Caucasian, English, Inver Grove Heights

Question: What feelings do you associate with recycling?

Answer: Green

Female, 18-29, White/Caucasian, English, Apple Valley

Question: What feelings do you associate with recycling?

Answer: Positive, encouraged, hopeful, meaningful, happy, helpful, it's the right thing to do, making a difference, satisfied.

Female, 30-39, White/Caucasian, English, Farmington

Question: What feelings do you associate with recycling?

Answer: Helping the environment. short term pain for long term gain.

Female, 30-39, White/Caucasian, English, Lakeville

Question: *What feelings do you associate with recycling?*
Answer: *Happier earth.*

Female, 30-39, Asian, English, Farmington

Question: *What feelings do you associate with recycling?*
Answer: *Helping*

Male, 40-54, Black/African American, English, Eagan

Question: *What feelings do you associate with recycling?*
Answer: *Positive*

Female, 30-39, White/Caucasian, English, Farmington

Question: *What feelings do you associate with recycling?*
Answer: *I don't know.*

Female, 30-39, White/Caucasian, English, Burnsville

Question: *What feelings do you associate with recycling?*
Answer: *Its just something I do.*

Female, 30-39, Hispanic, Spanish, Burnsville

Question: *What feelings do you associate with recycling?*
Answer: *More things should be recyclable.*

Male, 18-29, White/Caucasian, English, Eagan

Question: *What feelings do you associate with recycling?*
Answer: *I believe it is a good choice for the environment.*

Male, 18-29, Hispanic, English, Burnsville

Question: *What feelings do you associate with recycling?*
Answer: *Calm*

Male, 55-64, White/Caucasian, English, Lakeville

Question: *What feelings do you associate with recycling?*
Answer: *I recycle every week.*

Male, 40-54, Other, English, Mendota Heights

Question: *What feelings do you associate with recycling?*

Answer: *Good to do*

Male, 40-54, White/Caucasian, English, Burnsville

Question: *What feelings do you associate with recycling?*

Answer: *Environment, green, responsible.*

Male, 30-39, White/Caucasian, English, Inver Grove Heights

Question: *What feelings do you associate with recycling?*

Answer: *Saving the environment.*

Female, 30-39, Hispanic, English, Farmington

Question: *What feelings do you associate with recycling?*

Answer: *Green, good, responsibility.*

Male, 40-54, White/Caucasian, English, Eagan

Question: *What feelings do you associate with recycling?*

Answer: *Helping do whats right.*

Female, 30-39, Hispanic, English, West St. Paul

Question: *What feelings do you associate with recycling?*

Answer: *Accomplishment.*

Female, 30-39, White/Caucasian, English, Lakeville

Question: *What feelings do you associate with recycling?*

Answer: *Health*

Male, 18-29, White/Caucasian, English, Hastings

Question: *What feelings do you associate with recycling?*

Answer: *Good*

Female, 55-64, White/Caucasian, English, Burnsville

Question: *What feelings do you associate with recycling?*

Answer: *Satisfaction, pride that Im doing it and helping the community and environment, disgust for people who dont recycle.*

Female, 30-39, White/Caucasian, English, West St. Paul

Question: *What feelings do you associate with recycling?*

Answer: *Good*

Male, 30-39, White/Caucasian, English, Inver Grove Heights

Question: *What feelings do you associate with recycling?*

Answer: *Enlightenment*

Female, 40-54, White/Caucasian, English, Rosemount

Question: *What feelings do you associate with recycling?*

Answer: *Happy to help environment.*

Male, 55-64, Other, English, Rosemount

Question: *What feelings do you associate with recycling?*

Answer: *Positive*

Male, 40-54, White/Caucasian, English, Eagan

Question: *What feelings do you associate with recycling?*

Answer: *Positive*

Female, 30-39, Black/African American, English, Inver Grove Heights

Question: *What feelings do you associate with recycling?*

Answer: *Is away to be clean.*

Female, 40-54, White/Caucasian, English, Mendota Heights

Question: *What feelings do you associate with recycling?*

Answer: *Ease*

Male, 40-54, White/Caucasian, English, Lakeville

Question: *What feelings do you associate with recycling?*

Answer: *Confusion*

Female, 18-29, White/Caucasian, English, Burnsville

Question: *What feelings do you associate with recycling?*

Answer: Good citizen.

Female, 18-29, White/Caucasian, English, West St. Paul

Question: What feelings do you associate with recycling?

Answer: I'm very happy to recycle, as I think it benefits many of us.

Female, 55-64, White/Caucasian, English, West St. Paul

Question: What feelings do you associate with recycling?

Answer: I feel good about recycling, it is my small contribution to saving the planet.

Female, 30-39, Asian, English, Apple Valley

Question: What feelings do you associate with recycling?

Answer: Better than trash, sometimes hard to keep up with changes, not enough people do it.

Female, 30-39, White/Caucasian, English, West St. Paul

Question: What feelings do you associate with recycling?

Answer: Helpful

Female, 18-29, White/Caucasian, English, Burnsville

Question: What feelings do you associate with recycling?

Answer: Green environment.

Female, 30-39, White/Caucasian, English, Lakeville

Question: What feelings do you associate with recycling?

Answer: Importance, Im doing something to benefit the planet.

Male, 30-39, White/Caucasian, English, Rural/Unincorporated

Question: What feelings do you associate with recycling?

Answer: Good

Other, 55-64, White/Caucasian, English, Burnsville

Question: What feelings do you associate with recycling?

Answer: Positive

Male, 30-39, White/Caucasian, English, Apple Valley

Question: What feelings do you associate with recycling?

Answer: Takes too much energy.

Female, 30-39, White/Caucasian, English, Lakeville

Question: What feelings do you associate with recycling?

Answer: Wish I could recycle more, especially from home- like batteries, joy!

Female, 30-39, White/Caucasian, English, Eagan

Question: What feelings do you associate with recycling?

Answer: Helpful

Male, 18-29, White/Caucasian, English, Apple Valley

Question: What feelings do you associate with recycling?

Answer: Pride and joy mostly.

Female, 30-39, White/Caucasian, English, Eagan

Question: What feelings do you associate with recycling?

Answer: Good, environmentally conscious, positive.

Female, 30-39, Other, English, Burnsville

Question: What feelings do you associate with recycling?

Answer: It's cool

Female, 40-54, White/Caucasian, English, Mendota Heights

Question: What feelings do you associate with recycling?

Answer: None

Male, 30-39, White/Caucasian, English, West St. Paul

Question: What feelings do you associate with recycling?

Answer: Good

Female, 55-64, White/Caucasian, English, Lakeville

Question: What feelings do you associate with recycling?

Answer: Good

Female, 18-29, White/Caucasian, English, Eagan

Question: *What feelings do you associate with recycling?*

Answer: *Positive feelings.*

Male, 40-54, White/Caucasian, English, Lakeville

Question: *What feelings do you associate with recycling?*

Answer: *Confusion, pride*

Male, 55-64, White/Caucasian, English, Farmington

Question: *What feelings do you associate with recycling?*

Answer: *Necessary*

Male, 40-54, White/Caucasian, English, Apple Valley

Question: *What feelings do you associate with recycling?*

Answer: *Pride, uncertainty*

Male, 40-54, White/Caucasian, English, West St. Paul

Question: *What feelings do you associate with recycling?*

Answer: *Save the environment and resources.*

Male, 30-39, White/Caucasian, English, South St. Paul

Question: *What feelings do you associate with recycling?*

Answer: *None, I just do it.*

Female, 55-64, Other, English, Rosemount

Question: *What feelings do you associate with recycling?*

Answer: *Happy*

Male, 30-39, White/Caucasian, English, Eagan

Question: *What feelings do you associate with recycling?*

Answer: *I don't have feelings about recycling, I just do it because it's the right thing to do.*

Female, 18-29, White/Caucasian, English, Eagan

Question: *What feelings do you associate with recycling?*

Answer: *Hope*

Female, 55-64, Black/African American, English, Inver Grove Heights

Question: *What feelings do you associate with recycling?*

Answer: *Separating garbage from trash .*

Female, 30-39, White/Caucasian, English, Mendota Heights

Question: *What feelings do you associate with recycling?*

Answer: *Refused*

Female, 55-64, White/Caucasian, English, Mendota Heights

Question: *What feelings do you associate with recycling?*

Answer: *Proud, long to send compostables curbside all year.*

Female, 40-54, White/Caucasian, English, Mendota Heights

Question: *What feelings do you associate with recycling?*

Answer: *Hope*

Male, 30-39, White/Caucasian, English, Apple Valley

Question: *What feelings do you associate with recycling?*

Answer: *None*

Male, 55-64, White/Caucasian, English, Eagan

Question: *What feelings do you associate with recycling?*

Answer: *Worth it*

Female, 30-39, White/Caucasian, English, Apple Valley

Question: *What feelings do you associate with recycling?*

Answer: *My personal carbon footprint.*

Male, 40-54, Black/African American, English, Burnsville

Question: *What feelings do you associate with recycling?*

Answer: *I feel bad when something is going to the wrong place .*

Male, 30-39, White/Caucasian, English, Inver Grove Heights

Question: *What feelings do you associate with recycling?*

Answer: Duty

Male, 40-54, White/Caucasian, English, Rural/Unincorporated

Question: What feelings do you associate with recycling?

Answer: Doing good things for climate, environment.

Male, 55-64, White/Caucasian, English, Burnsville

Question: What feelings do you associate with recycling?

Answer: Good

Female, 40-54, White/Caucasian, English, Hastings

Question: What feelings do you associate with recycling?

Answer: Very important to the environment

Female, 18-29, Other, English, Burnsville

Question: What feelings do you associate with recycling?

Answer: What kind of question is this.

Female, 30-39, Asian, English, Burnsville

Question: What feelings do you associate with recycling?

Answer: More needs to do it

Female, 40-54, White/Caucasian, English, Lakeville

Question: What feelings do you associate with recycling?

Answer: Feels like a good idea but I get frustrated at times.

Female, 40-54, White/Caucasian, English, South St. Paul

Question: What feelings do you associate with recycling?

Answer: N/A

Male, 55-64, White/Caucasian, English, Eagan

Question: What feelings do you associate with recycling?

Answer: That I don't do enough .

Female, 30-39, White/Caucasian, English, Burnsville

Question: What feelings do you associate with recycling?

Answer: Unknown

Female, 30-39, White/Caucasian, English, Burnsville

Question: What feelings do you associate with recycling?

Answer: None

Female, 18-29, White/Caucasian, English, Hastings

Question: What feelings do you associate with recycling?

Answer: Helps the environment.

Male, 40-54, White/Caucasian, English, Eagan

Question: What feelings do you associate with recycling?

Answer: Good

Male, 55-64, White/Caucasian, English, Lakeville

Question: What feelings do you associate with recycling?

Answer: Doing something useful.

Female, 40-54, White/Caucasian, English, Eagan

Question: What feelings do you associate with recycling?

Answer: Too much work, thankful to those that do it .

Male, 65+, Black/African American, English, Inver Grove Heights

Question: What feelings do you associate with recycling?

Answer: I feel it is a community responsibility.

Male, 55-64, White/Caucasian, English, Eagan

Question: What feelings do you associate with recycling?

Answer: Good

Female, 30-39, White/Caucasian, English, Lakeville

Question: What feelings do you associate with recycling?

Answer: Overall good, but I want to know what percentage of collected recycleables are actually recycled.

Male, 30-39, White/Caucasian, English, Apple Valley

Question: *What feelings do you associate with recycling?*

Answer: *Optimism*

Female, 30-39, White/Caucasian, English, Eagan

Question: *What feelings do you associate with recycling?*

Answer: *Happiness, dutiful.*

Female, 30-39, White/Caucasian, English, Rosemount

Question: *What feelings do you associate with recycling?*

Answer: *Doing better for the earth and childrens future.*

Female, 18-29, White/Caucasian, English, Lakeville

Question: *What feelings do you associate with recycling?*

Answer: *Positive*

Female, 40-54, White/Caucasian, English, Sunfish Lake

Question: *What feelings do you associate with recycling?*

Answer: *Its the right thing to do, makes me feel sick to my stomach to trash something that should be recycled or composted.*

Male, 65+, White/Caucasian, English, Rural/Unincorporated

Question: *What feelings do you associate with recycling?*

Answer: *We recycle what we can.*

Female, 18-29, White/Caucasian, English, Rosemount

Question: *What feelings do you associate with recycling?*

Answer: *Helping the environment.*

Male, 65+, Black/African American, English, Sunfish Lake

Question: *What feelings do you associate with recycling?*

Answer: *Necessary & smart in every way.*

Male, 40-54, White/Caucasian, English, Apple Valley

Question: *What feelings do you associate with recycling?*

Answer: *Indifferent*

Male, 30-39, White/Caucasian, English, Farmington

Question: *What feelings do you associate with recycling?*

Answer: *Farmington*

Female, 65+, White/Caucasian, English, Eagan

Question: *What feelings do you associate with recycling?*

Answer: *Pride, satisfying.*

Female, 55-64, Other, English, Inver Grove Heights

Question: *What feelings do you associate with recycling?*

Answer: *Hope and guilt.*

Male, 30-39, White/Caucasian, English, West St. Paul

Question: *What feelings do you associate with recycling?*

Answer: *N/A*

Male, 40-54, White/Caucasian, English, Rosemount

Question: *What feelings do you associate with recycling?*

Answer: *I don't care about feelings toward recycling.*

Female, 18-29, White/Caucasian, English, Mendota Heights

Question: *What feelings do you associate with recycling?*

Answer: *Positive*

Female, 30-39, Asian, English, Apple Valley

Question: *What feelings do you associate with recycling?*

Answer: *I feel good about myself.*

Male, 65+, White/Caucasian, English, Lakeville

Question: *What feelings do you associate with recycling?*

Answer: *Too much work.*

Male, 30-39, White/Caucasian, English, Rural/Unincorporated

Question: *What feelings do you associate with recycling?*

Answer: None

Male, 65+, White/Caucasian, English, Rosemount

Question: What feelings do you associate with recycling?

Answer: Anxiety

Female, 30-39, White/Caucasian, English, Apple Valley

Question: What feelings do you associate with recycling?

Answer: Clean, reusable, happy and healthy.

Female, 55-64, White/Caucasian, English, Lakeville

Question: What feelings do you associate with recycling?

Answer: It is the right thing to do, I do not want to see increases to do so.

Male, 55-64, White/Caucasian, English, Apple Valley

Question: What feelings do you associate with recycling?

Answer: It's the right thing to do.

Female, 30-39, Other, English, Rosemount

Question: What feelings do you associate with recycling?

Answer: Strange question.

Female, 55-64, White/Caucasian, English, Eagan

Question: What feelings do you associate with recycling?

Answer: Feels good to reduce waste .

Male, 30-39, White/Caucasian, English, Lakeville

Question: What feelings do you associate with recycling?

Answer: Good

Female, 55-64, American Indian or Alaska Native, English, West St. Paul

Question: What feelings do you associate with recycling?

Answer: Positive

Male, 55-64, White/Caucasian, English, Hastings

Question: What feelings do you associate with recycling?

Answer: No idea

Male, 30-39, White/Caucasian, English, Burnsville

Question: What feelings do you associate with recycling?

Answer: Clean, moral, ethical .

Female, 55-64, White/Caucasian, English, Burnsville

Question: What feelings do you associate with recycling?

Answer: Can't recycle enough items.

Female, 30-39, Other, English, Inver Grove Heights

Question: What feelings do you associate with recycling?

Answer: Duty

Male, 55-64, Asian, English, Eagan

Question: What feelings do you associate with recycling?

Answer: Not sure if it works.

Male, 55-64, White/Caucasian, English, Burnsville

Question: What feelings do you associate with recycling?

Answer: Helpful. positive

Male, 65+, White/Caucasian, English, West St. Paul

Question: What feelings do you associate with recycling?

Answer: Waste of time and effort.

Male, 55-64, White/Caucasian, English, Apple Valley

Question: What feelings do you associate with recycling?

Answer: I have no feelings, to be honest, I just recycle because it's the right thing to do.

Female, 40-54, White/Caucasian, English, Lakeville

Question: What feelings do you associate with recycling?

Answer: Happy

Female, 30-39, White/Caucasian, English, Hastings

Question: *What feelings do you associate with recycling?*

Answer: *Good thing to do*

Male, 55-64, White/Caucasian, English, Rural/Unincorporated

Question: *What feelings do you associate with recycling?*

Answer: *Very important but not sure if the county does recycle it .*

Male, 55-64, Other, English, Prefer not to answer

Question: *What feelings do you associate with recycling?*

Answer: *None*

Female, 40-54, White/Caucasian, English, Lakeville

Question: *What feelings do you associate with recycling?*

Answer: *Pleasure*

Female, 65+, White/Caucasian, English, West St. Paul

Question: *What feelings do you associate with recycling?*

Answer: *Saving the environment.*

Female, 65+, White/Caucasian, English, Lakeville

Question: *What feelings do you associate with recycling?*

Answer: *Taking care of my responsibilities.*

Female, 40-54, White/Caucasian, English, Inver Grove Heights

Question: *What feelings do you associate with recycling?*

Answer: *Good*

Male, 65+, White/Caucasian, English, Inver Grove Heights

Question: *What feelings do you associate with recycling?*

Answer: *Good*

Female, 40-54, White/Caucasian, English, South St. Paul

Question: *What feelings do you associate with recycling?*

Answer: *I like recycling.*

Male, 30-39, White/Caucasian, English, Hastings

Question: *What feelings do you associate with recycling?*

Answer: *None*

Female, 65+, Other, English, Lakeville

Question: *What feelings do you associate with recycling?*

Answer: *Fear that it is really just going in a landfill.*

Male, 40-54, White/Caucasian, English, Apple Valley

Question: *What feelings do you associate with recycling?*

Answer: *Responsibility.*

Male, 65+, White/Caucasian, English, Rural/Unincorporated

Question: *What feelings do you associate with recycling?*

Answer: *None*

Male, 30-39, White/Caucasian, English, Mendota Heights

Question: *What feelings do you associate with recycling?*

Answer: *Helping*

Male, 65+, White/Caucasian, English, Lakeville

Question: *What feelings do you associate with recycling?*

Answer: *It's worthwhile*

Male, 40-54, White/Caucasian, English, Hastings

Question: *What feelings do you associate with recycling?*

Answer: *Good for the future of the planet.*

Female, 40-54, White/Caucasian, English, Rosemount

Question: *What feelings do you associate with recycling?*

Answer: *I've heard its too costly to maintain and Im not sure its making a difference.*

Female, 55-64, White/Caucasian, English, Apple Valley

Question: *What feelings do you associate with recycling?*

Answer: Good feelings. keeping it out of landfill

Female, 65+, White/Caucasian, English, Burnsville

Question: What feelings do you associate with recycling?

Answer: Positive

Female, 55-64, White/Caucasian, English, Hastings

Question: What feelings do you associate with recycling?

Answer: Happiness and accomplishment .

Female, 55-64, White/Caucasian, English, Rosemount

Question: What feelings do you associate with recycling?

Answer: That we are helping the environment.

Female, 30-39, Other, English, Apple Valley

Question: What feelings do you associate with recycling?

Answer: It's good to do but too much work.

Female, 40-54, White/Caucasian, English, Apple Valley

Question: What feelings do you associate with recycling?

Answer: Indifference

Female, 40-54, White/Caucasian, English, Eagan

Question: What feelings do you associate with recycling?

Answer: It does take effort, but I don't want to see anything go into landfills or the oceans that never break down, the effort is in cleaning some plastic trays with food & rinsing things out, but that is my part I need to do.

Male, 30-39, White/Caucasian, English, Rural/Unincorporated

Question: What feelings do you associate with recycling?

Answer: Less in the landfill.

Female, 40-54, White/Caucasian, English, Eagan

Question: What feelings do you associate with recycling?

Answer: Helping

Female, 55-64, White/Caucasian, English, Eagan

Question: *What feelings do you associate with recycling?*

Answer: *Necessary*

Female, 55-64, White/Caucasian, English, Eagan

Question: *What feelings do you associate with recycling?*

Answer: *Its just common sense.*

Female, 30-39, White/Caucasian, English, Farmington

Question: *What feelings do you associate with recycling?*

Answer: *It's good for the environment.*

Male, 55-64, White/Caucasian, English, Eagan

Question: *What feelings do you associate with recycling?*

Answer: *N/A*

Male, 65+, White/Caucasian, English, Eagan

Question: *What feelings do you associate with recycling?*

Answer: *It's a must for our future.*

Male, 30-39, White/Caucasian, English, Hastings

Question: *What feelings do you associate with recycling?*

Answer: *Grateful*

Male, 40-54, American Indian or Alaska Native, English, Apple Valley

Question: *What feelings do you associate with recycling?*

Answer: *Feel good*

Male, 18-29, White/Caucasian, English, Burnsville

Question: *What feelings do you associate with recycling?*

Answer: *Thoughtful, forward-thinking.*

Female, 65+, White/Caucasian, English, Farmington

Question: *What feelings do you associate with recycling?*

Answer: *Cost of handling recycling materials is on the rise versus just throwing it in trash.*

Male, 40-54, White/Caucasian, English, Rosemount

Question: *What feelings do you associate with recycling?*

Answer: *Positive*

Male, 55-64, Hispanic, English, Lakeville

Question: *What feelings do you associate with recycling?*

Answer: *N/A*

Male, 40-54, White/Caucasian, English, Lakeville

Question: *What feelings do you associate with recycling?*

Answer: *Positive*

Female, 65+, White/Caucasian, English, Mendota Heights

Question: *What feelings do you associate with recycling?*

Answer: *Positive*

Male, 65+, White/Caucasian, English, Inver Grove Heights

Question: *What feelings do you associate with recycling?*

Answer: *Satisfaction of helping environment.*

Female, 65+, White/Caucasian, English, Hastings

Question: *What feelings do you associate with recycling?*

Answer: *Happy*

Male, 40-54, White/Caucasian, English, Rural/Unincorporated

Question: *What feelings do you associate with recycling?*

Answer: *Its it's important.*

Female, 30-39, White/Caucasian, English, Hastings

Question: *What feelings do you associate with recycling?*

Answer: *Good*

Female, 65+, White/Caucasian, English, Lakeville

Question: *What feelings do you associate with recycling?*

Answer: I don't, I just recycle appropriate stuff.

Male, 18-29, White/Caucasian, English, Eagan

Question: What feelings do you associate with recycling?

Answer: Environmental responsibility.

Female, 30-39, Other, English, Mendota Heights

Question: What feelings do you associate with recycling?

Answer: Phony fake ruse.

Female, 55-64, White/Caucasian, English, West St. Paul

Question: What feelings do you associate with recycling?

Answer: Accomplishment

Male, 30-39, White/Caucasian, English, Eagan

Question: What feelings do you associate with recycling?

Answer: I don't know.

Female, 30-39, White/Caucasian, English, Prefer not to answer

Question: What feelings do you associate with recycling?

Answer: Frustration

Male, 30-39, White/Caucasian, English, Burnsville

Question: What feelings do you associate with recycling?

Answer: Neutral

Male, 30-39, Other, English, Burnsville

Question: What feelings do you associate with recycling?

Answer: Anger

Female, 30-39, White/Caucasian, English, West St. Paul

Question: What feelings do you associate with recycling?

Answer: Positive, I feel I am helping to do my part with the environment.

Female, 30-39, Other, English, Apple Valley

Question: What feelings do you associate with recycling?

Answer: None

Female, 18-29, White/Caucasian, English, West St. Paul

Question: What feelings do you associate with recycling?

Answer: Environmentalist.

Female, 30-39, White/Caucasian, English, West St. Paul

Question: What feelings do you associate with recycling?

Answer: Good doing it.

Female, 55-64, White/Caucasian, English, Lakeville

Question: What feelings do you associate with recycling?

Answer: Pride

Male, 40-54, White/Caucasian, English, Eagan

Question: What feelings do you associate with recycling?

Answer: Sustainability, a little bit of confusion, doubt in the system, reducing impact.

Male, 55-64, White/Caucasian, English, Lakeville

Question: What feelings do you associate with recycling?

Answer: N/a

Male, 55-64, White/Caucasian, English, Apple Valley

Question: What feelings do you associate with recycling?

Answer: Who cares what feelings are associated with recycling? Feelings? It's responsible and the prudent thing to do or it isn't.

Male, 30-39, White/Caucasian, English, Burnsville

Question: What feelings do you associate with recycling?

Answer: Its costs outweigh its benefits.

Male, 40-54, White/Caucasian, English, Eagan

Question: What feelings do you associate with recycling?

Answer: Good

Male, 55-64, White/Caucasian, English, Lakeville

Question: *What feelings do you associate with recycling?*

Answer: *Good*

Female, 30-39, White/Caucasian, English, Eagan

Question: *What feelings do you associate with recycling?*

Answer: *Positive*

Female, 40-54, White/Caucasian, English, Hastings

Question: *What feelings do you associate with recycling?*

Answer: *Helpful*

Female, 30-39, Other, English, Farmington

Question: *What feelings do you associate with recycling?*

Answer: *Happy*

Female, 40-54, White/Caucasian, English, Farmington

Question: *What feelings do you associate with recycling?*

Answer: *We always recycle what we can and have a full can, I have no idea where the "recycling" ends up.*

Female, 55-64, Other, English, West St. Paul

Question: *What feelings do you associate with recycling?*

Answer: *Thank you*

Female, 65+, White/Caucasian, English, Apple Valley

Question: *What feelings do you associate with recycling?*

Answer: *Future*

Female, 40-54, White/Caucasian, English, Burnsville

Question: *What feelings do you associate with recycling?*

Answer: *None*

Female, 30-39, White/Caucasian, English, Lakeville

Question: *What feelings do you associate with recycling?*

Answer: *None*



Male, 18-29, White/Caucasian, English, Lakeville

Question: *What feelings do you associate with recycling?*

Answer: *Positive*

Female, 40-54, White/Caucasian, English, Eagan

Question: *What feelings do you associate with recycling?*

Answer: *Environmental*

Female, 30-39, White/Caucasian, English, Apple Valley

Question: *What feelings do you associate with recycling?*

Answer: *Responsibility*

Female, 30-39, White/Caucasian, English, Lakeville

Question: *What feelings do you associate with recycling?*

Answer: *Satisfying*

Female, 18-29, White/Caucasian, English, Apple Valley

Question: *What feelings do you associate with recycling?*

Answer: *Making a positive impact .*

Male, 30-39, White/Caucasian, English, Farmington

Question: *What feelings do you associate with recycling?*

Answer: *To keep recyclables out of land fills.*

Female, 65+, White/Caucasian, English, Apple Valley

Question: *What feelings do you associate with recycling?*

Answer: *Helping the environment.*

Female, 18-29, Hispanic, Spanish, Hastings

Question: *What feelings do you associate with recycling?*

Answer: *Good*

Female, 65+, Other, English, Rural/Unincorporated

Question: *What feelings do you associate with recycling?*

Answer: Helping the environment.

Male, 40-54, White/Caucasian, English, Eagan

Question: What feelings do you associate with recycling?

Answer: Responsibility

Male, 30-39, Hispanic, Spanish, Prefer not to answer

Question: What feelings do you associate with recycling?

Answer: Any

Female, 18-29, Hispanic, Spanish, Burnsville

Question: What feelings do you associate with recycling?

Answer: Help the environment.

Female, 40-54, Hispanic, Spanish, Burnsville

Question: What feelings do you associate with recycling?

Answer: Satisfied

Male, 18-29, Hispanic, Spanish, Inver Grove Heights

Question: What feelings do you associate with recycling?

Answer: Good for the environment.

Female, 40-54, Hispanic, Spanish, Burnsville

Question: What feelings do you associate with recycling?

Answer: None

Male, 65+, White/Caucasian, English, Apple Valley

Question: What feelings do you associate with recycling?

Answer: Caring for the earth.

Female, 65+, White/Caucasian, English, Eagan

Question: What feelings do you associate with recycling?

Answer: Good feeling because I'm doing my part.

Female, 40-54, Hispanic, Spanish, Mendota Heights

Question: *What feelings do you associate with recycling?*
Answer: *I have no opinion.*

Female, 55-64, Hispanic, Spanish, South St. Paul

Question: *What feelings do you associate with recycling?*
Answer: *Be well clean your house and around.*

Male, 18-29, White/Caucasian, English, Farmington

Question: *What feelings do you associate with recycling?*
Answer: *Helping*

Male, 30-39, Hispanic, Spanish, Lakeville

Question: *What feelings do you associate with recycling?*
Answer: *I feel comfortable.*

Male, 30-39, White/Caucasian, English, South St. Paul

Question: *What feelings do you associate with recycling?*
Answer: *N/a*

Male, 40-54, White/Caucasian, English, Farmington

Question: *What feelings do you associate with recycling?*
Answer: *None*

Male, 40-54, Hispanic, Spanish, Apple Valley

Question: *What feelings do you associate with recycling?*
Answer: *Good to recycle.*

Male, 65+, White/Caucasian, English, Apple Valley

Question: *What feelings do you associate with recycling?*
Answer: *Helping the environment.*

Female, 40-54, Hispanic, Spanish, Apple Valley

Question: *What feelings do you associate with recycling?*
Answer: *Take care of our land and seas.*

Male, 18-29, White/Caucasian, English, Lakeville

Question: *What feelings do you associate with recycling?*

Answer: *It's part of life.*

Female, 55-64, Hispanic, Spanish, Eagan

Question: *What feelings do you associate with recycling?*

Answer: *Good*

Female, 40-54, White/Caucasian, English, Apple Valley

Question: *What feelings do you associate with recycling?*

Answer: *Positive*

Female, 40-54, Black/African American, English, Hastings

Question: *What feelings do you associate with recycling?*

Answer: *Happy*

Male, 30-39, Other, English, Inver Grove Heights

Question: *What feelings do you associate with recycling?*

Answer: *Satisfaction*

Female, 55-64, White/Caucasian, English, Lakeville

Question: *What feelings do you associate with recycling?*

Answer: *For apartment buildings such as where I live the collection of recycling should occur with more frequency than what it does.*

Female, 65+, White/Caucasian, English, Lakeville

Question: *What feelings do you associate with recycling?*

Answer: *It's good.*

Male, 40-54, Asian, English, South St. Paul

Question: *What feelings do you associate with recycling?*

Answer: *Accomplishment*

Male, 30-39, Other, English, Hastings

Question: *What feelings do you associate with recycling?*

Answer: *Normal*

Female, 18-29, White/Caucasian, English, Burnsville

Question: *What feelings do you associate with recycling?*

Answer: *Satisfaction*

Female, 65+, White/Caucasian, English, Apple Valley

Question: *What feelings do you associate with recycling?*

Answer: *Essential*

Female, 55-64, White/Caucasian, English, Apple Valley

Question: *What feelings do you associate with recycling?*

Answer: *None*

Male, 55-64, Asian, English, Farmington

Question: *What feelings do you associate with recycling?*

Answer: *Right thing to do.*

Male, 65+, White/Caucasian, English, Lakeville

Question: *What feelings do you associate with recycling?*

Answer: *It's good for the environment.*

Male, 30-39, White/Caucasian, English, Lakeville

Question: *What feelings do you associate with recycling?*

Answer: *I'm not confident in what can or cannot be recycled.*

Female, 65+, White/Caucasian, English, Eagan

Question: *What feelings do you associate with recycling?*

Answer: *Satisfying, doing the right thing.*

Male, 18-29, White/Caucasian, English, Apple Valley

Question: *What feelings do you associate with recycling?*

Answer: *To be honest, nothing.*

Female, 55-64, White/Caucasian, English, Rural/Unincorporated

Question: *What feelings do you associate with recycling?*

Answer: Relief and responsible.

Female, 40-54, White/Caucasian, English, Burnsville

Question: What feelings do you associate with recycling?

Answer: Feel good about less waste.

Female, 55-64, White/Caucasian, English, Rural/Unincorporated

Question: What feelings do you associate with recycling?

Answer: I would recycle if it were available at my apartment.

Male, 18-29, White/Caucasian, English, Burnsville

Question: What feelings do you associate with recycling?

Answer: Satisfaction

Male, 30-39, White/Caucasian, English, Burnsville

Question: What feelings do you associate with recycling?

Answer: N/a

Male, 18-29, White/Caucasian, English, South St. Paul

Question: What feelings do you associate with recycling?

Answer: Health

Male, 30-39, Other, English, Apple Valley

Question: What feelings do you associate with recycling?

Answer: Joy

Male, 30-39, White/Caucasian, English, Eagan

Question: What feelings do you associate with recycling?

Answer: Renewal

Male, 40-54, White/Caucasian, English, Lakeville

Question: What feelings do you associate with recycling?

Answer: Responsibility, caring, proactive.

Female, 65+, White/Caucasian, English, Hastings

Question: What feelings do you associate with recycling?

Answer: Recycling is necessary and important.

Male, 55-64, White/Caucasian, English, Hastings

Question: What feelings do you associate with recycling?

Answer: Very glad to do it.

Male, 65+, White/Caucasian, English, Burnsville

Question: What feelings do you associate with recycling?

Answer: Positive, responsible, necessary.

Male, 55-64, White/Caucasian, English, Eagan

Question: What feelings do you associate with recycling?

Answer: None

Male, 40-54, White/Caucasian, English, Farmington

Question: What feelings do you associate with recycling?

Answer: Positive/helping

Female, 55-64, White/Caucasian, English, Inver Grove Heights

Question: What feelings do you associate with recycling?

Answer: Feels good

Female, 55-64, White/Caucasian, English, Lakeville

Question: What feelings do you associate with recycling?

Answer: Helping the environment.

Female, 55-64, White/Caucasian, English, Farmington

Question: What feelings do you associate with recycling?

Answer: While we do what we can the rest of the world does little, destroying our economy to achieve results is a concern.

Male, 65+, White/Caucasian, English, Eagan

Question: What feelings do you associate with recycling?

Answer: Good



Female, 55-64, White/Caucasian, English, Lakeville

Question: *What feelings do you associate with recycling?*

Answer: *Helping the environment.*

Male, 18-29, White/Caucasian, English, Eagan

Question: *What feelings do you associate with recycling?*

Answer: *I encourage it, good for environment.*

Male, 55-64, Other, English, Burnsville

Question: *What feelings do you associate with recycling?*

Answer: *Good*

Male, 40-54, White/Caucasian, English, Lakeville

Question: *What feelings do you associate with recycling?*

Answer: *Only good feelings.*

Female, 55-64, White/Caucasian, English, Eagan

Question: *What feelings do you associate with recycling?*

Answer: *Good feeling it is important and good to do.*

Female, 40-54, White/Caucasian, English, Inver Grove Heights

Question: *What feelings do you associate with recycling?*

Answer: *Satisfying*

Male, 40-54, White/Caucasian, English, Apple Valley

Question: *What feelings do you associate with recycling?*

Answer: *Helping to reduce the amount of stuff we put into permanent landfills - and reusing materials.*

Male, 40-54, White/Caucasian, English, Apple Valley

Question: *What feelings do you associate with recycling?*

Answer: *Helping*

Male, 55-64, Hispanic, English, Inver Grove Heights

Question: *What feelings do you associate with recycling?*

Answer: *No feelings.*

Female, 40-54, White/Caucasian, English, South St. Paul

Question: *What feelings do you associate with recycling?*

Answer: *I hope that it is truly being recycled, and wish I could recycle more things without seperating them.*

Female, 40-54, Asian, English, Eagan

Question: *What feelings do you associate with recycling?*

Answer: *Are the items recycled or do they just get thrown out instead.*

Female, 65+, White/Caucasian, English, Hastings

Question: *What feelings do you associate with recycling?*

Answer: *Recycling is a good thing.*

Male, 55-64, White/Caucasian, English, South St. Paul

Question: *What feelings do you associate with recycling?*

Answer: *None*

Male, 55-64, Other, English, Rosemount

Question: *What feelings do you associate with recycling?*

Answer: *Not everything that can be recycle get recycled, they keep going on about platic bottles, why don't they go back too glass it's far more recyclable .*

Female, 65+, White/Caucasian, English, Mendota Heights

Question: *What feelings do you associate with recycling?*

Answer: *Must do, but sometimes it is too difficult for small volume items since i am one person in an apartment.*

Male, 40-54, White/Caucasian, English, Eagan

Question: *What feelings do you associate with recycling?*

Answer: *Recycling is very important to our family and for our earth.*

Female, 65+, White/Caucasian, English, Eagan

Question: *What feelings do you associate with recycling?*

Answer: *None*

Male, 40-54, White/Caucasian, English, Lakeville

Question: What feelings do you associate with recycling?

Answer: Good

Female, 55-64, White/Caucasian, English, Eagan

Question: What feelings do you associate with recycling?

Answer: I feel that I am trying to clean up the land fills by recycling.

Female, 55-64, White/Caucasian, English, West St. Paul

Question: What feelings do you associate with recycling?

Answer: It needs to be the law rather than a choice, I have recycled and up cycled for years, I also compost, I buy wisely as well.

Male, 65+, White/Caucasian, English, Farmington

Question: What feelings do you associate with recycling?

Answer: Cleaning up enviroment.

Male, 40-54, Hispanic, Spanish, South St. Paul

Question: What feelings do you associate with recycling?

Answer: Exhausted

Female, 30-39, White/Caucasian, English, Burnsville

Question: What feelings do you associate with recycling?

Answer: None

Female, 30-39, White/Caucasian, English, Eagan

Question: What feelings do you associate with recycling?

Answer: Satisfaction .

Female, 65+, White/Caucasian, English, Burnsville

Question: What feelings do you associate with recycling?

Answer: Its important for the enviroment .

Female, 55-64, Black/African American, English, Inver Grove Heights

Question: What feelings do you associate with recycling?

Answer: Frustration

Female, 65+, White/Caucasian, English, Rural/Unincorporated

Question: *What feelings do you associate with recycling?*

Answer: *Responsibility*

Female, 65+, White/Caucasian, English, Burnsville

Question: *What feelings do you associate with recycling?*

Answer: *Need pickup weekly*

Female, 55-64, White/Caucasian, English, Lakeville

Question: *What feelings do you associate with recycling?*

Answer: *This is a dumb question.*

Female, 65+, White/Caucasian, English, Inver Grove Heights

Question: *What feelings do you associate with recycling?*

Answer: *Hennepin county has an excellent program where composting hazardous materials, electronics all can be at the curbside and picked up, so much more beneficial for the homeowner and environment.*

Male, 55-64, White/Caucasian, English, Apple Valley

Question: *What feelings do you associate with recycling?*

Answer: *Positive, helpful feeling.*

Female, 65+, White/Caucasian, English, South St. Paul

Question: *What feelings do you associate with recycling?*

Answer: *Sometimes I feel uneasy and unsure about what actually happens to recyclables because the problems seem so big.*

Female, 30-39, White/Caucasian, English, West St. Paul

Question: *What feelings do you associate with recycling?*

Answer: *Helping the environment.*

Female, 55-64, Other, English, Mendota Heights

Question: *What feelings do you associate with recycling?*

Answer: *There's no reason not to recycle.*

Male, 65+, White/Caucasian, English, Lakeville

Question: *What feelings do you associate with recycling?*

Answer: Like to do more.

Male, 40-54, Other, English, Rural/Unincorporated

Question: What feelings do you associate with recycling?

Answer: Good

Female, 55-64, Asian, English, Lakeville

Question: What feelings do you associate with recycling?

Answer: It needs to be done - and it irritates me when I see people throw recyclables in the trash.

Male, 55-64, White/Caucasian, English, Apple Valley

Question: What feelings do you associate with recycling?

Answer: Satisfaction of caring for environment.

Male, 55-64, Other, English, Inver Grove Heights

Question: What feelings do you associate with recycling?

Answer: City of invergrove heights.

Female, 30-39, White/Caucasian, English, Farmington

Question: What feelings do you associate with recycling?

Answer: Always been a part of my routine.

Male, 18-29, White/Caucasian, English, Apple Valley

Question: What feelings do you associate with recycling?

Answer: Good

Female, 40-54, White/Caucasian, English, Rosemount

Question: What feelings do you associate with recycling?

Answer: In efficiency.

Female, 55-64, White/Caucasian, English, Rosemount

Question: What feelings do you associate with recycling?

Answer: Positive

Male, 65+, White/Caucasian, English, Farmington

Question: What feelings do you associate with recycling?

Answer: Responsibility to environment and future generations in order to minimize my foot print.

Female, 40-54, White/Caucasian, English, Eagan

Question: What feelings do you associate with recycling?

Answer: Being responsible.

Male, 65+, Asian, English, Inver Grove Heights

Question: What feelings do you associate with recycling?

Answer: Satisfaction

Female, 18-29, White/Caucasian, English, Eagan

Question: What feelings do you associate with recycling?

Answer: Necessary

Female, 40-54, White/Caucasian, English, Lakeville

Question: What feelings do you associate with recycling?

Answer: Impartial

Male, 65+, White/Caucasian, English, Apple Valley

Question: What feelings do you associate with recycling?

Answer: None

Female, 65+, White/Caucasian, English, Apple Valley

Question: What feelings do you associate with recycling?

Answer: Trying to do better.

Male, 55-64, White/Caucasian, English, Lakeville

Question: What feelings do you associate with recycling?

Answer: Satisfied

Male, 65+, White/Caucasian, English, Rural/Unincorporated

Question: What feelings do you associate with recycling?

Answer: Confusion - it seems like all packaging should be color-coded or something.

Female, 65+, Other, English, West St. Paul

Question: *What feelings do you associate with recycling?*

Answer: *I like the idea, I am willing to do what I can to facilitate recycling.*

Female, 18-29, White/Caucasian, English, Burnsville

Question: *What feelings do you associate with recycling?*

Answer: *Normal*

Female, 55-64, White/Caucasian, English, Apple Valley

Question: *What feelings do you associate with recycling?*

Answer: *Satisfaction*

Female, 65+, White/Caucasian, English, Rosemount

Question: *What feelings do you associate with recycling?*

Answer: *Taking care of our community, I like to do it.*

Male, 55-64, Asian, English, Apple Valley

Question: *What feelings do you associate with recycling?*

Answer: *Don't feel anything.*

Male, 55-64, White/Caucasian, English, Burnsville

Question: *What feelings do you associate with recycling?*

Answer: *Satisfaction*

Female, 40-54, White/Caucasian, English, Inver Grove Heights

Question: *What feelings do you associate with recycling?*

Answer: *Helping*

Male, 30-39, White/Caucasian, English, Apple Valley

Question: *What feelings do you associate with recycling?*

Answer: *Positive*

VERBATIM RESPONSES

QUESTION 25

Dakota County – Recycling Survey 2019

Verbatim Responses: Question 25

Male, 65+, White/Caucasian, English, Farmington

Question: *What do you wish you knew about recycling that you don't know today?*

Answer: *Mark recycling items better.*

Female, 55-64, Hispanic, Spanish, Inver Grove Heights

Question: *What do you wish you knew about recycling that you don't know today?*

Answer: *To start doing it earlier.*

Female, 65+, Other, English, Mendota Heights

Question: *What do you wish you knew about recycling that you don't know today?*

Answer: *Don't know*

Female, 65+, White/Caucasian, English, Inver Grove Heights

Question: *What do you wish you knew about recycling that you don't know today?*

Answer: *Nothing*

Male, 65+, White/Caucasian, English, Lakeville

Question: *What do you wish you knew about recycling that you don't know today?*

Answer: *Nothing*

Male, 65+, White/Caucasian, English, Hastings

Question: *What do you wish you knew about recycling that you don't know today?*

Answer: *Nothing*

Female, 65+, White/Caucasian, English, Burnsville

Question: *What do you wish you knew about recycling that you don't know today?*

Answer: *Why just certain recyclables can be used at my local collection facility.*

Female, 65+, White/Caucasian, English, South St. Paul



Question: *What do you wish you knew about recycling that you don't know today?*

Answer: *Paper towels, paper napkins, mcdonald's etc food cartons.*

Female, 40-54, White/Caucasian, English, Lakeville

Question: *What do you wish you knew about recycling that you don't know today?*

Answer: *Not sure*

Male, 30-39, White/Caucasian, English, Eagan

Question: *What do you wish you knew about recycling that you don't know today?*

Answer: *Don't know*

Female, 30-39, White/Caucasian, English, Inver Grove Heights

Question: *What do you wish you knew about recycling that you don't know today?*

Answer: *What items can be recycled and why my mobile home community manager does not allow us to have recycling containers like we do for trash.*

Female, 30-39, White/Caucasian, English, West St. Paul

Question: *What do you wish you knew about recycling that you don't know today?*

Answer: *None*

Female, 65+, White/Caucasian, English, Apple Valley

Question: *What do you wish you knew about recycling that you don't know today?*

Answer: *What actually happens to all recycle/trash.*

Female, 18-29, White/Caucasian, English, Mendota Heights

Question: *What do you wish you knew about recycling that you don't know today?*

Answer: *What our waste is being turned into, how our household is doing comparatively (the past years, neighbors, etc.)*

Male, 40-54, Asian, English, Rosemount

Question: *What do you wish you knew about recycling that you don't know today?*

Answer: *Nothing*

Male, 65+, White/Caucasian, English, Burnsville

Question: *What do you wish you knew about recycling that you don't know today?*

Answer: *Nothing*

Male, 40-54, White/Caucasian, English, Farmington

Question: *What do you wish you knew about recycling that you don't know today?*

Answer: *Nothing*

Female, 55-64, White/Caucasian, English, Eagan

Question: *What do you wish you knew about recycling that you don't know today?*

Answer: *Nothing*

Male, 65+, White/Caucasian, English, South St. Paul

Question: *What do you wish you knew about recycling that you don't know today?*

Answer: *That it works.*

Male, 30-39, White/Caucasian, English, Lakeville

Question: *What do you wish you knew about recycling that you don't know today?*

Answer: *Nothing*

Male, 30-39, Other, English, Rosemount

Question: *What do you wish you knew about recycling that you don't know today?*

Answer: *N/A*

Male, 40-54, White/Caucasian, English, Rosemount

Question: *What do you wish you knew about recycling that you don't know today?*

Answer: *More specifics about what plastics should not be recycled.*

Female, 65+, Other, English, Inver Grove Heights

Question: *What do you wish you knew about recycling that you don't know today?*

Answer: *Nothing*

Male, 65+, White/Caucasian, English, Mendota Heights

Question: *What do you wish you knew about recycling that you don't know today?*

Answer: *Recyclables*

Female, 40-54, White/Caucasian, English, Eagan

Question: *What do you wish you knew about recycling that you don't know today?*

Answer: Where does recycling go after it is picked up.

Male, 65+, White/Caucasian, English, Hastings

Question: What do you wish you knew about recycling that you don't know today?

Answer: N/A

Male, 65+, White/Caucasian, English, Burnsville

Question: What do you wish you knew about recycling that you don't know today?

Answer: Not much, find it in literature or online.

Male, 55-64, White/Caucasian, English, Eagan

Question: What do you wish you knew about recycling that you don't know today?

Answer: Items that are not recyclable.

Female, 55-64, White/Caucasian, English, Eagan

Question: What do you wish you knew about recycling that you don't know today?

Answer: Why can't we recycle more items.

Female, 55-64, White/Caucasian, English, Rosemount

Question: What do you wish you knew about recycling that you don't know today?

Answer: Don't know

Female, 65+, White/Caucasian, English, Lakeville

Question: What do you wish you knew about recycling that you don't know today?

Answer: A phone contact to check if something can be recycled.

Male, 65+, White/Caucasian, English, West St. Paul

Question: What do you wish you knew about recycling that you don't know today?

Answer: Single sort.

Female, 55-64, White/Caucasian, English, Eagan

Question: What do you wish you knew about recycling that you don't know today?

Answer: Nothing

Female, 40-54, White/Caucasian, English, Inver Grove Heights

Question: What do you wish you knew about recycling that you don't know today?

Answer: Some things are difficult to decipher. for example we had a spray can for cooking oil while.

Female, 40-54, White/Caucasian, English, Burnsville

Question: What do you wish you knew about recycling that you don't know today?

Answer: What plastic item can be recycled like clam shells and other plastics.

Female, 65+, White/Caucasian, English, Apple Valley

Question: What do you wish you knew about recycling that you don't know today?

Answer: All resources in one booklet.

Male, 65+, White/Caucasian, English, Eagan

Question: What do you wish you knew about recycling that you don't know today?

Answer: N/A

Female, 55-64, White/Caucasian, English, Rural/Unincorporated

Question: What do you wish you knew about recycling that you don't know today?

Answer: Nothing

Female, 65+, White/Caucasian, English, Apple Valley

Question: What do you wish you knew about recycling that you don't know today?

Answer: Confusion on what can be recycled: receipts, paper tubes, bags like water softener and cat litter bags that aren't the plastic type the grocery stores takes, plasticware, how clean items need to be.

Male, 55-64, White/Caucasian, English, Inver Grove Heights

Question: What do you wish you knew about recycling that you don't know today?

Answer: What is acceptable and not acceptable!

Male, 55-64, White/Caucasian, English, Eagan

Question: What do you wish you knew about recycling that you don't know today?

Answer: Where and what to go.

Female, 65+, White/Caucasian, English, South St. Paul

Question: What do you wish you knew about recycling that you don't know today?

Answer: If I knew I would ask but I don't know.

Male, 65+, White/Caucasian, English, Rural/Unincorporated

Question: *What do you wish you knew about recycling that you don't know today?*

Answer: *Variety of plastics and which go in or not.*

Female, 55-64, White/Caucasian, English, Eagan

Question: *What do you wish you knew about recycling that you don't know today?*

Answer: *Nothing*

Male, 55-64, White/Caucasian, English, Apple Valley

Question: *What do you wish you knew about recycling that you don't know today?*

Answer: *How it gets recycled.*

Male, 65+, White/Caucasian, English, Rural/Unincorporated

Question: *What do you wish you knew about recycling that you don't know today?*

Answer: *Nothing*

Male, 40-54, Other, English, Lakeville

Question: *What do you wish you knew about recycling that you don't know today?*

Answer: *The more compost sites the better.*

Male, 55-64, White/Caucasian, English, Lakeville

Question: *What do you wish you knew about recycling that you don't know today?*

Answer: *What's really happening with it all!*

Female, 40-54, White/Caucasian, English, Farmington

Question: *What do you wish you knew about recycling that you don't know today?*

Answer: *Locations*

Male, 65+, White/Caucasian, English, Apple Valley

Question: *What do you wish you knew about recycling that you don't know today?*

Answer: *All programs available in dakota county*

Male, 65+, White/Caucasian, English, West St. Paul

Question: *What do you wish you knew about recycling that you don't know today?*

Answer: What to recycle.

Male, 65+, White/Caucasian, English, Mendota Heights

Question: What do you wish you knew about recycling that you don't know today?

Answer: Nothing.

Male, 65+, White/Caucasian, English, Lakeville

Question: What do you wish you knew about recycling that you don't know today?

Answer: Outside of electronics, are there other places in which various items can be recycled.

Female, 40-54, White/Caucasian, English, Rosemount

Question: What do you wish you knew about recycling that you don't know today?

Answer: How the whole process works and where my recycling goes.

Female, 40-54, White/Caucasian, English, Farmington

Question: What do you wish you knew about recycling that you don't know today?

Answer: N/a

Female, 65+, White/Caucasian, English, Lakeville

Question: What do you wish you knew about recycling that you don't know today?

Answer: Which plastics are recyclable at home.

Male, 30-39, White/Caucasian, English, Burnsville

Question: What do you wish you knew about recycling that you don't know today?

Answer: N/a

Male, 65+, White/Caucasian, English, Inver Grove Heights

Question: What do you wish you knew about recycling that you don't know today?

Answer: Where it all goes.

Male, 65+, White/Caucasian, English, Lakeville

Question: What do you wish you knew about recycling that you don't know today?

Answer: Don't know

Female, 40-54, White/Caucasian, English, Hastings

Question: *What do you wish you knew about recycling that you don't know today?*

Answer: *Nothing*

Male, 55-64, White/Caucasian, English, Burnsville

Question: *What do you wish you knew about recycling that you don't know today?*

Answer: *Everything*

Female, 40-54, White/Caucasian, English, Inver Grove Heights

Question: *What do you wish you knew about recycling that you don't know today?*

Answer: *Nothing*

Male, 30-39, White/Caucasian, English, Inver Grove Heights

Question: *What do you wish you knew about recycling that you don't know today?*

Answer: *Nothing*

Male, 40-54, White/Caucasian, English, Rosemount

Question: *What do you wish you knew about recycling that you don't know today?*

Answer: *Better ways to sort items.*

Male, 65+, Other, English, Eagan

Question: *What do you wish you knew about recycling that you don't know today?*

Answer: *Recycling guidelines.*

Male, 40-54, White/Caucasian, English, Eagan

Question: *What do you wish you knew about recycling that you don't know today?*

Answer: *Nothing*

Female, 40-54, White/Caucasian, English, Burnsville

Question: *What do you wish you knew about recycling that you don't know today?*

Answer: *Nothing*

Female, 40-54, White/Caucasian, English, Eagan

Question: *What do you wish you knew about recycling that you don't know today?*

Answer: *Is it really worth our time and resources, how do we better the program.*

Female, 65+, White/Caucasian, English, Inver Grove Heights

Question: *What do you wish you knew about recycling that you don't know today?*

Answer: *Unsure*

Female, 40-54, White/Caucasian, English, Burnsville

Question: *What do you wish you knew about recycling that you don't know today?*

Answer: *What actually happens to it after I dispose of it.*

Male, 30-39, White/Caucasian, English, Burnsville

Question: *What do you wish you knew about recycling that you don't know today?*

Answer: *What plastics can be recycled.*

Male, 40-54, White/Caucasian, English, Rural/Unincorporated

Question: *What do you wish you knew about recycling that you don't know today?*

Answer: *N/a*

Female, 55-64, White/Caucasian, English, Eagan

Question: *What do you wish you knew about recycling that you don't know today?*

Answer: *Remember everything.*

Male, 18-29, White/Caucasian, English, Burnsville

Question: *What do you wish you knew about recycling that you don't know today?*

Answer: *Why certain things aren't allowed when others are allowed.*

Female, 65+, White/Caucasian, English, Burnsville

Question: *What do you wish you knew about recycling that you don't know today?*

Answer: *That I might be missing out on some stuff I could be recycling.*

Female, 65+, White/Caucasian, English, Inver Grove Heights

Question: *What do you wish you knew about recycling that you don't know today?*

Answer: *Detailed lists of recyclable items and locations.*

Male, 55-64, White/Caucasian, English, Lakeville

Question: *What do you wish you knew about recycling that you don't know today?*

Answer: *How to get electronics recycled for free.*

Male, 40-54, Black/African American, English, Inver Grove Heights

Question: *What do you wish you knew about recycling that you don't know today?*

Answer: *Nothing*

Female, 40-54, Asian, English, Burnsville

Question: *What do you wish you knew about recycling that you don't know today?*

Answer: *N/a*

Male, 65+, White/Caucasian, English, Burnsville

Question: *What do you wish you knew about recycling that you don't know today?*

Answer: *None*

Male, 65+, White/Caucasian, English, South St. Paul

Question: *What do you wish you knew about recycling that you don't know today?*

Answer: *Nothing*

Male, 40-54, White/Caucasian, English, Rural/Unincorporated

Question: *What do you wish you knew about recycling that you don't know today?*

Answer: *Nothing*

Female, 65+, White/Caucasian, English, Lakeville

Question: *What do you wish you knew about recycling that you don't know today?*

Answer: *How to recycle/dispose of medications no longer used, computers/electronics, light bulbs, batteries, mattress, furniture, not everyday items to dispose.*

Female, 40-54, White/Caucasian, English, Lakeville

Question: *What do you wish you knew about recycling that you don't know today?*

Answer: *If I'm really doing it correctly.*

Male, 55-64, White/Caucasian, English, Eagan

Question: *What do you wish you knew about recycling that you don't know today?*

Answer: *Where the drop off sites are.*

Female, 55-64, White/Caucasian, English, Apple Valley

Question: *What do you wish you knew about recycling that you don't know today?*

Answer: *End result.*

Female, 65+, White/Caucasian, English, Eagan

Question: *What do you wish you knew about recycling that you don't know today?*

Answer: *A handy way to treat old batteries.*

Female, 65+, White/Caucasian, English, Apple Valley

Question: *What do you wish you knew about recycling that you don't know today?*

Answer: *Unsure*

Male, 65+, Other, English, Rosemount

Question: *What do you wish you knew about recycling that you don't know today?*

Answer: *How much it would reduce the cost of trash services.*

Female, 55-64, White/Caucasian, English, Inver Grove Heights

Question: *What do you wish you knew about recycling that you don't know today?*

Answer: *Do items really get recycled or just added to regular trash?*

Male, 65+, White/Caucasian, English, Lakeville

Question: *What do you wish you knew about recycling that you don't know today?*

Answer: *Why it cost extra.*

Female, 40-54, White/Caucasian, English, Hastings

Question: *What do you wish you knew about recycling that you don't know today?*

Answer: *Why we have to pay our trash company so much money to recycle when it saves the environment and keeps the costs down when we do recycle.*

Female, 65+, White/Caucasian, English, Inver Grove Heights

Question: *What do you wish you knew about recycling that you don't know today?*

Answer: *Where to find good information.*

Female, 40-54, White/Caucasian, English, Lakeville

Question: *What do you wish you knew about recycling that you don't know today?*

Answer: *What all the recycling codes on containers mean.*

Female, 30-39, White/Caucasian, English, South St. Paul

Question: *What do you wish you knew about recycling that you don't know today?*

Answer: *What should be recycled.*

Female, 65+, White/Caucasian, English, Eagan

Question: *What do you wish you knew about recycling that you don't know today?*

Answer: *Don't know*

Female, 65+, Other, English, Inver Grove Heights

Question: *What do you wish you knew about recycling that you don't know today?*

Answer: *Refreshed me on what to recycle.*

Male, 55-64, Other, English, Eagan

Question: *What do you wish you knew about recycling that you don't know today?*

Answer: *If items are truly recycled or just thrown in landfills.*

Male, 55-64, White/Caucasian, English, Lakeville

Question: *What do you wish you knew about recycling that you don't know today?*

Answer: *What exactly can go in.*

Female, 40-54, White/Caucasian, English, Burnsville

Question: *What do you wish you knew about recycling that you don't know today?*

Answer: *Common items that people don't know should be recycled.*

Female, 65+, White/Caucasian, English, Burnsville

Question: *What do you wish you knew about recycling that you don't know today?*

Answer: *What things become after recycled.*

Male, 55-64, White/Caucasian, English, Lakeville

Question: *What do you wish you knew about recycling that you don't know today?*

Answer: *Exactly what each type of item can go in and what happens to it.*

Female, 65+, White/Caucasian, English, Lakeville

Question: *What do you wish you knew about recycling that you don't know today?*

Answer: I could use a better list.

Female, 65+, White/Caucasian, English, Burnsville

Question: What do you wish you knew about recycling that you don't know today?

Answer: Mostly fun!

Male, 55-64, White/Caucasian, English, South St. Paul

Question: What do you wish you knew about recycling that you don't know today?

Answer: None

Male, 40-54, White/Caucasian, English, West St. Paul

Question: What do you wish you knew about recycling that you don't know today?

Answer: N/a

Male, 65+, White/Caucasian, English, Lakeville

Question: What do you wish you knew about recycling that you don't know today?

Answer: More about composting.

Female, 55-64, White/Caucasian, English, Apple Valley

Question: What do you wish you knew about recycling that you don't know today?

Answer: Can we recycle light bulbs, if so, how?

Male, 65+, White/Caucasian, English, Rural/Unincorporated

Question: What do you wish you knew about recycling that you don't know today?

Answer: Lllll

Female, 65+, White/Caucasian, English, South St. Paul

Question: What do you wish you knew about recycling that you don't know today?

Answer: Nothing

Male, 55-64, White/Caucasian, English, Burnsville

Question: What do you wish you knew about recycling that you don't know today?

Answer: What else I can recycle.

Male, 18-29, White/Caucasian, English, Farmington

Question: What do you wish you knew about recycling that you don't know today?

Answer: What happens to everything.

Female, 30-39, White/Caucasian, English, Burnsville

Question: What do you wish you knew about recycling that you don't know today?

Answer: Where it goes.

Female, 40-54, White/Caucasian, English, Lakeville

Question: What do you wish you knew about recycling that you don't know today?

Answer: Where to bring unused epi-pens.

Female, 30-39, White/Caucasian, English, Mendota Heights

Question: What do you wish you knew about recycling that you don't know today?

Answer: Wish there was a clear list of items that can be recycled.

Female, 18-29, White/Caucasian, English, Lakeville

Question: What do you wish you knew about recycling that you don't know today?

Answer: Why they won't pick it up more often .

Female, 55-64, White/Caucasian, English, Apple Valley

Question: What do you wish you knew about recycling that you don't know today?

Answer: Nothing

Male, 18-29, White/Caucasian, English, Farmington

Question: What do you wish you knew about recycling that you don't know today?

Answer: What is okay to be recycled, and how much I have to separate?

Male, 18-29, White/Caucasian, English, Burnsville

Question: What do you wish you knew about recycling that you don't know today?

Answer: N/a

Male, 18-29, Hispanic, English, Lakeville

Question: What do you wish you knew about recycling that you don't know today?

Answer: What types of plastic are actually recyclable, how much of the recycled material actually gets recycled, the impact of recycling per community, an easy guide as to what can be recycled

Male, 65+, White/Caucasian, English, South St. Paul

Question: *What do you wish you knew about recycling that you don't know today?*

Answer: *How items are reused. made into what?*

Male, 30-39, White/Caucasian, English, Eagan

Question: *What do you wish you knew about recycling that you don't know today?*

Answer: *N/a*

Female, 30-39, Asian, English, Eagan

Question: *What do you wish you knew about recycling that you don't know today?*

Answer: *Identifying which ones are recyclable and results of recycled product.*

Female, 40-54, White/Caucasian, English, Lakeville

Question: *What do you wish you knew about recycling that you don't know today?*

Answer: *How to deal with motor oil and other substances that can't be recycled easily.*

Male, 30-39, White/Caucasian, English, Hastings

Question: *What do you wish you knew about recycling that you don't know today?*

Answer: *Don't know*

Male, 40-54, White/Caucasian, English, Lakeville

Question: *What do you wish you knew about recycling that you don't know today?*

Answer: *N/a*

Female, 30-39, White/Caucasian, English, Eagan

Question: *What do you wish you knew about recycling that you don't know today?*

Answer: *Unsure*

Male, 30-39, White/Caucasian, English, Burnsville

Question: *What do you wish you knew about recycling that you don't know today?*

Answer: *Nothing.*

Male, 40-54, Black/African American, English, Apple Valley

Question: *What do you wish you knew about recycling that you don't know today?*

Answer: None

Male, 18-29, White/Caucasian, English, Lakeville

Question: What do you wish you knew about recycling that you don't know today?

Answer: I wish it was picked up every week.

Female, 30-39, White/Caucasian, English, Eagan

Question: What do you wish you knew about recycling that you don't know today?

Answer: Not sure

Female, 40-54, White/Caucasian, English, Inver Grove Heights

Question: What do you wish you knew about recycling that you don't know today?

Answer: How I can recycle more without driving all over town to dispose of it.

Male, 40-54, White/Caucasian, English, Lakeville

Question: What do you wish you knew about recycling that you don't know today?

Answer: Nothing. look it up on the internet .

Male, 55-64, White/Caucasian, English, Inver Grove Heights

Question: What do you wish you knew about recycling that you don't know today?

Answer: What really happens after the recycling is taken.

Female, 30-39, White/Caucasian, English, Eagan

Question: What do you wish you knew about recycling that you don't know today?

Answer: Feel pretty informed.

Female, 30-39, White/Caucasian, English, Mendota Heights

Question: What do you wish you knew about recycling that you don't know today?

Answer: Don't know

Female, 30-39, White/Caucasian, English, Apple Valley

Question: What do you wish you knew about recycling that you don't know today?

Answer: None

Male, 18-29, White/Caucasian, English, South St. Paul

Question: What do you wish you knew about recycling that you don't know today?

Answer: How many licks does it take to get to the center of a.

Male, 40-54, White/Caucasian, English, Lakeville

Question: What do you wish you knew about recycling that you don't know today?

Answer: Don't know

Female, 40-54, White/Caucasian, English, Apple Valley

Question: What do you wish you knew about recycling that you don't know today?

Answer: Have more information about it.

Male, 40-54, Other, English, Eagan

Question: What do you wish you knew about recycling that you don't know today?

Answer: The materials are being recycled.

Female, 30-39, Other, English, Eagan

Question: What do you wish you knew about recycling that you don't know today?

Answer: Why they don't take all plastic numbers or which ones.

Female, 30-39, White/Caucasian, English, Farmington

Question: What do you wish you knew about recycling that you don't know today?

Answer: None

Male, 65+, White/Caucasian, English, Hastings

Question: What do you wish you knew about recycling that you don't know today?

Answer: Bad question, if I have a question, I call or google to find an answer.

Female, 40-54, Other, English, Apple Valley

Question: What do you wish you knew about recycling that you don't know today?

Answer: Nothing I can think of.

Female, 55-64, White/Caucasian, English, Apple Valley

Question: What do you wish you knew about recycling that you don't know today?

Answer: Don't know

Male, 40-54, White/Caucasian, English, Rosemount

Question: *What do you wish you knew about recycling that you don't know today?*

Answer: *Where does it all go and how is it processed.*

Male, 30-39, White/Caucasian, English, Burnsville

Question: *What do you wish you knew about recycling that you don't know today?*

Answer: *How much is actually used for recycling.*

Female, 40-54, White/Caucasian, English, Mendota Heights

Question: *What do you wish you knew about recycling that you don't know today?*

Answer: *Which number plastics can be recycled.*

Female, 18-29, White/Caucasian, English, Lakeville

Question: *What do you wish you knew about recycling that you don't know today?*

Answer: *If it can be more widely available in public areas and businesses.*

Female, 55-64, White/Caucasian, English, Apple Valley

Question: *What do you wish you knew about recycling that you don't know today?*

Answer: *Nothing*

Male, 30-39, White/Caucasian, English, Inver Grove Heights

Question: *What do you wish you knew about recycling that you don't know today?*

Answer: *None*

Female, 40-54, White/Caucasian, English, South St. Paul

Question: *What do you wish you knew about recycling that you don't know today?*

Answer: *Unsure*

Female, 30-39, White/Caucasian, English, Rosemount

Question: *What do you wish you knew about recycling that you don't know today?*

Answer: *How does it get separated.*

Female, 40-54, White/Caucasian, English, Apple Valley

Question: *What do you wish you knew about recycling that you don't know today?*

Answer: *Nothing*

Male, 40-54, White/Caucasian, English, Burnsville

Question: *What do you wish you knew about recycling that you don't know today?*

Answer: *What to do with cfls.*

Female, 30-39, American Indian or Alaska Native, English, Apple Valley

Question: *What do you wish you knew about recycling that you don't know today?*

Answer: *If I'm doing it right.*

Male, 40-54, White/Caucasian, English, Lakeville

Question: *What do you wish you knew about recycling that you don't know today?*

Answer: *I'd also like to know more about composting, What to do with small items of recyclables... can they still be recycled (sorted)?*

Female, 40-54, White/Caucasian, English, Burnsville

Question: *What do you wish you knew about recycling that you don't know today?*

Answer: *Nothing*

Male, 40-54, White/Caucasian, English, Eagan

Question: *What do you wish you knew about recycling that you don't know today?*

Answer: *Same answer as before.*

Female, 18-29, White/Caucasian, English, Rosemount

Question: *What do you wish you knew about recycling that you don't know today?*

Answer: *If I can recycle pie tins and aluminum foil.*

Male, 18-29, Other, English, Burnsville

Question: *What do you wish you knew about recycling that you don't know today?*

Answer: *Don't know*

Male, 40-54, White/Caucasian, English, Mendota Heights

Question: *What do you wish you knew about recycling that you don't know today?*

Answer: *What happens to it.*

Female, 40-54, White/Caucasian, English, Eagan

Question: *What do you wish you knew about recycling that you don't know today?*

Answer: N/a

Male, 40-54, Other, English, Lakeville

Question: *What do you wish you knew about recycling that you don't know today?*

Answer: None

Male, 30-39, White/Caucasian, English, West St. Paul

Question: *What do you wish you knew about recycling that you don't know today?*

Answer: *What junk mail can be recycled, if my apartment actually recycles since people throw trash in the bin.*

Female, 55-64, White/Caucasian, English, Farmington

Question: *What do you wish you knew about recycling that you don't know today?*

Answer: Nothing

Female, 55-64, Other, English, Lakeville

Question: *What do you wish you knew about recycling that you don't know today?*

Answer: Nothing

Male, 40-54, Other, English, Burnsville

Question: *What do you wish you knew about recycling that you don't know today?*

Answer: Don't know

Female, 40-54, Other, English, Apple Valley

Question: *What do you wish you knew about recycling that you don't know today?*

Answer: *I don't know.*

Female, 18-29, White/Caucasian, English, Burnsville

Question: *What do you wish you knew about recycling that you don't know today?*

Answer: *Why after a hundred years you still haven't figured out how to properly dispose of it.*

Female, 55-64, White/Caucasian, English, Burnsville

Question: *What do you wish you knew about recycling that you don't know today?*

Answer: Don't know

Female, 18-29, White/Caucasian, English, Lakeville

Question: *What do you wish you knew about recycling that you don't know today?*

Answer: *Nothing*

Male, 18-29, White/Caucasian, English, Apple Valley

Question: *What do you wish you knew about recycling that you don't know today?*

Answer: *Where the majority of it actually ends up.*

Female, 30-39, White/Caucasian, English, Eagan

Question: *What do you wish you knew about recycling that you don't know today?*

Answer: *How to get rid of electronics safely.*

Male, 65+, White/Caucasian, English, Inver Grove Heights

Question: *What do you wish you knew about recycling that you don't know today?*

Answer: *Nothing*

Female, 30-39, White/Caucasian, English, Rural/Unincorporated

Question: *What do you wish you knew about recycling that you don't know today?*

Answer: *Unsure*

Female, 65+, White/Caucasian, English, Apple Valley

Question: *What do you wish you knew about recycling that you don't know today?*

Answer: *Can I recycle household batteries in my bin or do I need to take them to recycle zone?*

Female, 55-64, White/Caucasian, English, Eagan

Question: *What do you wish you knew about recycling that you don't know today?*

Answer: *How to compost.*

Female, 30-39, White/Caucasian, English, Burnsville

Question: *What do you wish you knew about recycling that you don't know today?*

Answer: *Nothing*

Female, 55-64, Other, English, Eagan

Question: *What do you wish you knew about recycling that you don't know today?*

Answer: *Nothing.*

Male, 65+, White/Caucasian, English, Rural/Unincorporated

Question: *What do you wish you knew about recycling that you don't know today?*

Answer: *Ways that recycled material can be used.*

Male, 65+, White/Caucasian, English, Lilydale

Question: *What do you wish you knew about recycling that you don't know today?*

Answer: *Why do we have such large numbers of people who do not care about our environment.*

Male, 40-54, Black/African American, English, Hastings

Question: *What do you wish you knew about recycling that you don't know today?*

Answer: *How to divide recyclables.*

Male, 55-64, White/Caucasian, English, Apple Valley

Question: *What do you wish you knew about recycling that you don't know today?*

Answer: *Why dakota county doesnt reach out through its providers to educate new residents. why cant the city and the county work together?*

Male, 18-29, White/Caucasian, English, Eagan

Question: *What do you wish you knew about recycling that you don't know today?*

Answer: *N/A*

Female, 40-54, White/Caucasian, English, Burnsville

Question: *What do you wish you knew about recycling that you don't know today?*

Answer: *None*

Female, 40-54, White/Caucasian, English, Burnsville

Question: *What do you wish you knew about recycling that you don't know today?*

Answer: *Which plastics can recycled.*

Male, 18-29, White/Caucasian, English, Burnsville

Question: *What do you wish you knew about recycling that you don't know today?*

Answer: *Where it goes afterwards.*

Female, 55-64, White/Caucasian, English, Lakeville

Question: *What do you wish you knew about recycling that you don't know today?*

Answer: *Nothing*

Female, 30-39, White/Caucasian, English, Eagan

Question: *What do you wish you knew about recycling that you don't know today?*

Answer: *Do you have to wash out every container before you recycle it? Lids on or off containers?*

Male, 40-54, White/Caucasian, English, Burnsville

Question: *What do you wish you knew about recycling that you don't know today?*

Answer: *Show me ways this makes a difference.*

Female, 18-29, White/Caucasian, English, Eagan

Question: *What do you wish you knew about recycling that you don't know today?*

Answer: *Unsure*

Female, 30-39, White/Caucasian, English, Lakeville

Question: *What do you wish you knew about recycling that you don't know today?*

Answer: *Nothing*

Female, 18-29, Other, English, Apple Valley

Question: *What do you wish you knew about recycling that you don't know today?*

Answer: *What can be recycled.*

Female, 65+, Other, English, Burnsville

Question: *What do you wish you knew about recycling that you don't know today?*

Answer: *I follow guides from my previous address in roseville, so I suppose a Dakota county guide would assure proper up to date recycling .*

Male, 18-29, White/Caucasian, English, Eagan

Question: *What do you wish you knew about recycling that you don't know today?*

Answer: *N/A*

Male, 30-39, White/Caucasian, English, Lakeville

Question: *What do you wish you knew about recycling that you don't know today?*

Answer: *What items can be recycled, and how.*

Male, 30-39, White/Caucasian, English, Eagan

Question: *What do you wish you knew about recycling that you don't know today?*

Answer: N/a

Female, 55-64, Other, English, Burnsville

Question: What do you wish you knew about recycling that you don't know today?

Answer: N/a

Male, 55-64, White/Caucasian, English, Apple Valley

Question: What do you wish you knew about recycling that you don't know today?

Answer: N/A

Male, 30-39, White/Caucasian, English, Hastings

Question: What do you wish you knew about recycling that you don't know today?

Answer: Don't know

Male, 55-64, White/Caucasian, English, West St. Paul

Question: What do you wish you knew about recycling that you don't know today?

Answer: In apartment containers.

Female, 18-29, Other, English, Hastings

Question: What do you wish you knew about recycling that you don't know today?

Answer: How to recycle for free.

Female, 40-54, Asian, English, Apple Valley

Question: What do you wish you knew about recycling that you don't know today?

Answer: I wish more information to disposal area.

Male, 40-54, White/Caucasian, English, West St. Paul

Question: What do you wish you knew about recycling that you don't know today?

Answer: Why it costs money when the hauler sells it.

Female, 40-54, White/Caucasian, English, Farmington

Question: What do you wish you knew about recycling that you don't know today?

Answer: Exactly where it goes after it leaves my house.

Male, 40-54, White/Caucasian, English, Burnsville

Question: *What do you wish you knew about recycling that you don't know today?*

Answer: *Nothing*

Male, 30-39, White/Caucasian, English, South St. Paul

Question: *What do you wish you knew about recycling that you don't know today?*

Answer: *Which common items that are marked as recyclable cannot be recycled at home, like plastic shopping bags.*

Male, 65+, White/Caucasian, English, Lakeville

Question: *What do you wish you knew about recycling that you don't know today?*

Answer: *List of all things you can recycle.*

Female, 55-64, White/Caucasian, English, Burnsville

Question: *What do you wish you knew about recycling that you don't know today?*

Answer: *Nothing*

Male, 55-64, Other, English, Eagan

Question: *What do you wish you knew about recycling that you don't know today?*

Answer: *Nothing*

Female, 18-29, White/Caucasian, English, Rosemount

Question: *What do you wish you knew about recycling that you don't know today?*

Answer: *I want to do more, why we can't consolidate recycling rules and standards across counties, also why we can't have easier recycling standards/labels from manufacturers.*

Female, 18-29, White/Caucasian, English, Mendota Heights

Question: *What do you wish you knew about recycling that you don't know today?*

Answer: *Why dakota county doesn't have curbside organics recycling.*

Female, 18-29, White/Caucasian, English, Inver Grove Heights

Question: *What do you wish you knew about recycling that you don't know today?*

Answer: *Unsure*

Female, 18-29, Hispanic, English, Inver Grove Heights

Question: *What do you wish you knew about recycling that you don't know today?*

Answer: *How to recycle properly.*

Male, 65+, White/Caucasian, English, Burnsville

Question: *What do you wish you knew about recycling that you don't know today?*

Answer: *How to determine easier what can be recycled.*

Male, 55-64, White/Caucasian, English, Mendota Heights

Question: *What do you wish you knew about recycling that you don't know today?*

Answer: *Can empty motor oil and antifreeze containers be recycled? What exactly does our hauler accept/ not accept, my wife toured a recycling plant and they said the black bottoms of food take out containers get tossed because the machines can't tell what they are. so confusing.*

Male, 65+, White/Caucasian, English, West St. Paul

Question: *What do you wish you knew about recycling that you don't know today?*

Answer: *To start sooner.*

Male, 30-39, White/Caucasian, English, Hastings

Question: *What do you wish you knew about recycling that you don't know today?*

Answer: *N/a*

Female, 55-64, Other, English, South St. Paul

Question: *What do you wish you knew about recycling that you don't know today?*

Answer: *Disposing of electronics.*

Male, 55-64, White/Caucasian, English, Eagan

Question: *What do you wish you knew about recycling that you don't know today?*

Answer: *Don't know.*

Female, 30-39, White/Caucasian, English, Mendota Heights

Question: *What do you wish you knew about recycling that you don't know today?*

Answer: *Nothing*

Female, 40-54, Hispanic, English, Burnsville

Question: *What do you wish you knew about recycling that you don't know today?*

Answer: *Mandatory?*

Male, 30-39, White/Caucasian, English, Eagan

Question: What do you wish you knew about recycling that you don't know today?

Answer: Why don't trash haulers pick up recycling every week, we have more recycling than trash and our bin is overflowing for every other week pick up.

Female, 30-39, White/Caucasian, English, South St. Paul

Question: What do you wish you knew about recycling that you don't know today?

Answer: Nothing

Female, 18-29, White/Caucasian, English, Burnsville

Question: What do you wish you knew about recycling that you don't know today?

Answer: N/a

Male, 40-54, White/Caucasian, English, Burnsville

Question: What do you wish you knew about recycling that you don't know today?

Answer: N/A

Female, 55-64, White/Caucasian, English, Eagan

Question: What do you wish you knew about recycling that you don't know today?

Answer: How much energy it takes to recycle.

Female, 18-29, White/Caucasian, English, Hastings

Question: What do you wish you knew about recycling that you don't know today?

Answer: Rules

Male, 40-54, White/Caucasian, English, Hastings

Question: What do you wish you knew about recycling that you don't know today?

Answer: Things banned from recycling.

Male, 30-39, White/Caucasian, English, Eagan

Question: What do you wish you knew about recycling that you don't know today?

Answer: Why some things like styrofoam cannot be recycled.

Female, 30-39, White/Caucasian, English, Apple Valley

Question: What do you wish you knew about recycling that you don't know today?

Answer: Nothing

Male, 18-29, White/Caucasian, English, Apple Valley

Question: *What do you wish you knew about recycling that you don't know today?*

Answer: *A go to guide for recycling.*

Female, 30-39, White/Caucasian, English, Inver Grove Heights

Question: *What do you wish you knew about recycling that you don't know today?*

Answer: *Where to drop chemicals.*

Female, 30-39, White/Caucasian, English, Mendota Heights

Question: *What do you wish you knew about recycling that you don't know today?*

Answer: *Not sure*

Female, 55-64, White/Caucasian, English, Eagan

Question: *What do you wish you knew about recycling that you don't know today?*

Answer: *None*

Female, 55-64, White/Caucasian, English, Rural/Unincorporated

Question: *What do you wish you knew about recycling that you don't know today?*

Answer: *Where to recycle the items that I cant put in my bin.*

Female, 40-54, White/Caucasian, English, Eagan

Question: *What do you wish you knew about recycling that you don't know today?*

Answer: *If my trash company actually recycles - they have us throw all together - we just put recycle in paper bags and trash in plastic.*

Female, 65+, Hispanic, English, West St. Paul

Question: *What do you wish you knew about recycling that you don't know today?*

Answer: *Nothing*

Male, 30-39, Black/African American, English, Eagan

Question: *What do you wish you knew about recycling that you don't know today?*

Answer: *I am not sure if it is necessary to put recycling in different bins.*

Female, 55-64, White/Caucasian, English, Eagan

Question: *What do you wish you knew about recycling that you don't know today?*

Answer: None

Male, 30-39, White/Caucasian, English, Apple Valley

Question: What do you wish you knew about recycling that you don't know today?

Answer: Why do we bother, it uses more energy to recycle than to make new.

Male, 30-39, White/Caucasian, English, West St. Paul

Question: What do you wish you knew about recycling that you don't know today?

Answer: Types of glass.

Female, 18-29, Asian, English, South St. Paul

Question: What do you wish you knew about recycling that you don't know today?

Answer: What is done with it.

Male, 40-54, White/Caucasian, English, Inver Grove Heights

Question: What do you wish you knew about recycling that you don't know today?

Answer: What I am doing wrong.

Female, 18-29, White/Caucasian, English, Lakeville

Question: What do you wish you knew about recycling that you don't know today?

Answer: Yes

Female, 55-64, White/Caucasian, English, Inver Grove Heights

Question: What do you wish you knew about recycling that you don't know today?

Answer: More about what to do with plastic (containers & non-shopping bags) that can't go in curbside recycling.

Female, 55-64, White/Caucasian, English, Farmington

Question: What do you wish you knew about recycling that you don't know today?

Answer: Easier access to things like batteries. ie; gather through schools; grocery stores. also; caps on; caps off etc. keep the internet quirky recycling infomercials more regularly.

Female, 18-29, White/Caucasian, English, Mendota Heights

Question: What do you wish you knew about recycling that you don't know today?

Answer: Why certain things cannot be recycled.

Female, 55-64, White/Caucasian, English, South St. Paul

Question: *What do you wish you knew about recycling that you don't know today?*

Answer: *None*

Male, 30-39, Other, English, Lakeville

Question: *What do you wish you knew about recycling that you don't know today?*

Answer: *It all goes to the same place.*

Female, 40-54, White/Caucasian, English, Farmington

Question: *What do you wish you knew about recycling that you don't know today?*

Answer: *All the programs offered by county and how to access.*

Female, 55-64, White/Caucasian, English, Lakeville

Question: *What do you wish you knew about recycling that you don't know today?*

Answer: *Exactly what can and cannot be.*

Female, 55-64, White/Caucasian, English, Lakeville

Question: *What do you wish you knew about recycling that you don't know today?*

Answer: *What happens to everything that is recycled.*

Female, 40-54, White/Caucasian, English, Apple Valley

Question: *What do you wish you knew about recycling that you don't know today?*

Answer: *Nothing*

Male, 40-54, Black/African American, English, Burnsville

Question: *What do you wish you knew about recycling that you don't know today?*

Answer: *I feel that it's very important .*

Male, 18-29, Hispanic, English, South St. Paul

Question: *What do you wish you knew about recycling that you don't know today?*

Answer: *The recycling process.*

Female, 30-39, Black/African American, English, Burnsville

Question: *What do you wish you knew about recycling that you don't know today?*

Answer: *Where everything goes.*

Male, 40-54, White/Caucasian, English, Lakeville

Question: *What do you wish you knew about recycling that you don't know today?*

Answer: *Unsure*

Male, 65+, Other, English, Rosemount

Question: *What do you wish you knew about recycling that you don't know today?*

Answer: *Don't know*

Male, 30-39, White/Caucasian, English, Inver Grove Heights

Question: *What do you wish you knew about recycling that you don't know today?*

Answer: *Unsure*

Male, 30-39, White/Caucasian, English, Burnsville

Question: *What do you wish you knew about recycling that you don't know today?*

Answer: *Where does it go?*

Male, 18-29, White/Caucasian, English, Mendota Heights

Question: *What do you wish you knew about recycling that you don't know today?*

Answer: *Where it actually ends up and what it is recycled into.*

Male, 40-54, White/Caucasian, English, Eagan

Question: *What do you wish you knew about recycling that you don't know today?*

Answer: *What all can be recycled.*

Male, 65+, White/Caucasian, English, South St. Paul

Question: *What do you wish you knew about recycling that you don't know today?*

Answer: *Clearer and more simplified information on what to recycle and what not to.*

Female, 30-39, White/Caucasian, English, Farmington

Question: *What do you wish you knew about recycling that you don't know today?*

Answer: *I would like to better understand which plastics can be recycled, I'd also like to know if single sort is really the most effective way to recycle, I work that there may be cross contamination, making certain pieces unusable.*

Female, 40-54, White/Caucasian, English, Apple Valley

Question: *What do you wish you knew about recycling that you don't know today?*

Answer: *Nothing*

Female, 30-39, White/Caucasian, English, Farmington

Question: *What do you wish you knew about recycling that you don't know today?*

Answer: *What items can't go in.*

Female, 40-54, White/Caucasian, English, Rosemount

Question: *What do you wish you knew about recycling that you don't know today?*

Answer: *What more I can do to help ensure its recycled.*

Female, 30-39, White/Caucasian, English, Eagan

Question: *What do you wish you knew about recycling that you don't know today?*

Answer: *Where does it all go, specifically our recycling.*

Female, 18-29, White/Caucasian, English, Mendota Heights

Question: *What do you wish you knew about recycling that you don't know today?*

Answer: *If it helped the seals .*

Male, 55-64, Other, English, Inver Grove Heights

Question: *What do you wish you knew about recycling that you don't know today?*

Answer: *Where to get bins.*

Female, 55-64, White/Caucasian, English, Inver Grove Heights

Question: *What do you wish you knew about recycling that you don't know today?*

Answer: *Unsure*

Female, 30-39, White/Caucasian, English, Lakeville

Question: *What do you wish you knew about recycling that you don't know today?*

Answer: *What items can and cannot go in the cart.*

Male, 65+, Hispanic, English, Eagan

Question: *What do you wish you knew about recycling that you don't know today?*

Answer: *No opinion*

Male, 55-64, Other, English, Hastings

Question: *What do you wish you knew about recycling that you don't know today?*

Answer: *Nothing*

Female, 18-29, White/Caucasian, English, Hastings

Question: *What do you wish you knew about recycling that you don't know today?*

Answer: *For sure stuff actually got recycled when put in the recycle bin.*

Male, 18-29, Other, English, Apple Valley

Question: *What do you wish you knew about recycling that you don't know today?*

Answer: *Nothing*

Female, 40-54, White/Caucasian, English, Rosemount

Question: *What do you wish you knew about recycling that you don't know today?*

Answer: *N/A*

Male, 40-54, White/Caucasian, English, Inver Grove Heights

Question: *What do you wish you knew about recycling that you don't know today?*

Answer: *Nothing*

Female, 30-39, White/Caucasian, English, Eagan

Question: *What do you wish you knew about recycling that you don't know today?*

Answer: *Why Starbucks cups aren't recyclable.*

Female, 40-54, White/Caucasian, English, Apple Valley

Question: *What do you wish you knew about recycling that you don't know today?*

Answer: *Mostly which plastics are recyclable.*

Male, 18-29, White/Caucasian, English, West St. Paul

Question: *What do you wish you knew about recycling that you don't know today?*

Answer: *I don't know.*

Male, 40-54, White/Caucasian, English, Eagan

Question: *What do you wish you knew about recycling that you don't know today?*

Answer: *Good*

Male, 18-29, White/Caucasian, English, Burnsville

Question: *What do you wish you knew about recycling that you don't know today?*

Answer: *Where it goes and if it actually gets recycled.*

Female, 30-39, White/Caucasian, English, West St. Paul

Question: *What do you wish you knew about recycling that you don't know today?*

Answer: *Unsure*

Male, 65+, Black/African American, English, Inver Grove Heights

Question: *What do you wish you knew about recycling that you don't know today?*

Answer: *I wish I knew that the city or county has a better investment on recycling to make curbside pick up of all recyclable items available.*

Male, 30-39, White/Caucasian, English, Lakeville

Question: *What do you wish you knew about recycling that you don't know today?*

Answer: *If I may be able to recycle more items.*

Male, 40-54, White/Caucasian, English, Rural/Unincorporated

Question: *What do you wish you knew about recycling that you don't know today?*

Answer: *Ok*

Female, 18-29, Hispanic, English, Eagan

Question: *What do you wish you knew about recycling that you don't know today?*

Answer: *What that material is being used for once it is recycled.*

Male, 30-39, Other, English, South St. Paul

Question: *What do you wish you knew about recycling that you don't know today?*

Answer: *Results, impact, and rules.*

Female, 30-39, White/Caucasian, English, Inver Grove Heights

Question: *What do you wish you knew about recycling that you don't know today?*

Answer: *What can and can't be thrown in the big bin.*

Female, 18-29, White/Caucasian, English, Apple Valley

Question: *What do you wish you knew about recycling that you don't know today?*

Answer: More resources about the unusual things to reuse - where can we take things that can still be used and reused by those in need in our cities?

Female, 30-39, White/Caucasian, English, Farmington

Question: What do you wish you knew about recycling that you don't know today?

Answer: Defined rules on what can and can't be recycled.

Female, 30-39, White/Caucasian, English, Lakeville

Question: What do you wish you knew about recycling that you don't know today?

Answer: I wish there were more options for programs.

Female, 30-39, Asian, English, Farmington

Question: What do you wish you knew about recycling that you don't know today?

Answer: How it is separated when it gets picked up.

Male, 40-54, Black/African American, English, Eagan

Question: What do you wish you knew about recycling that you don't know today?

Answer: More general info.

Female, 30-39, White/Caucasian, English, Farmington

Question: What do you wish you knew about recycling that you don't know today?

Answer: I don't know

Female, 30-39, White/Caucasian, English, Burnsville

Question: What do you wish you knew about recycling that you don't know today?

Answer: Im knowledgeable about it.

Female, 30-39, Hispanic, Spanish, Burnsville

Question: What do you wish you knew about recycling that you don't know today?

Answer: How many more items are becoming recyclable.

Male, 18-29, White/Caucasian, English, Eagan

Question: What do you wish you knew about recycling that you don't know today?

Answer: List of items to recycle.

Male, 18-29, Hispanic, English, Burnsville

Question: *What do you wish you knew about recycling that you don't know today?*

Answer: *Info*

Male, 55-64, White/Caucasian, English, Lakeville

Question: *What do you wish you knew about recycling that you don't know today?*

Answer: *How can I turn toilet paper to gold.*

Male, 40-54, Other, English, Mendota Heights

Question: *What do you wish you knew about recycling that you don't know today?*

Answer: *Nothing*

Male, 40-54, White/Caucasian, English, Burnsville

Question: *What do you wish you knew about recycling that you don't know today?*

Answer: *None*

Male, 30-39, White/Caucasian, English, Inver Grove Heights

Question: *What do you wish you knew about recycling that you don't know today?*

Answer: *Nothing*

Female, 30-39, Hispanic, English, Farmington

Question: *What do you wish you knew about recycling that you don't know today?*

Answer: *How much to clean an item that goes in recycling .*

Male, 40-54, White/Caucasian, English, Eagan

Question: *What do you wish you knew about recycling that you don't know today?*

Answer: *Nothing*

Female, 30-39, Hispanic, English, West St. Paul

Question: *What do you wish you knew about recycling that you don't know today?*

Answer: *What it's made into.*

Female, 30-39, White/Caucasian, English, Lakeville

Question: *What do you wish you knew about recycling that you don't know today?*

Answer: *Do's and donts more clearly laid out.*

Male, 18-29, White/Caucasian, English, Hastings

Question: *What do you wish you knew about recycling that you don't know today?*

Answer: *N/a*

Female, 55-64, White/Caucasian, English, Burnsville

Question: *What do you wish you knew about recycling that you don't know today?*

Answer: *What types of cans and bottles can be recycled, such as bottles that have held bleach or motor motor oil for example.*

Female, 30-39, White/Caucasian, English, West St. Paul

Question: *What do you wish you knew about recycling that you don't know today?*

Answer: *Paper cartons with plastic spouts.*

Male, 30-39, White/Caucasian, English, Inver Grove Heights

Question: *What do you wish you knew about recycling that you don't know today?*

Answer: *Nothing*

Female, 40-54, White/Caucasian, English, Rosemount

Question: *What do you wish you knew about recycling that you don't know today?*

Answer: *Never clear which plastics can be recycled or how clean they have to be.*

Male, 55-64, Other, English, Rosemount

Question: *What do you wish you knew about recycling that you don't know today?*

Answer: *Nothing more*

Male, 40-54, White/Caucasian, English, Eagan

Question: *What do you wish you knew about recycling that you don't know today?*

Answer: *N/a*

Female, 30-39, Black/African American, English, Inver Grove Heights

Question: *What do you wish you knew about recycling that you don't know today?*

Answer: *Where it goes.*

Female, 40-54, White/Caucasian, English, Mendota Heights

Question: *What do you wish you knew about recycling that you don't know today?*

Answer: Why other people dont do it.

Male, 40-54, White/Caucasian, English, Lakeville

Question: What do you wish you knew about recycling that you don't know today?

Answer: More readily apparent what is recyclable and what isn't.

Female, 18-29, White/Caucasian, English, Burnsville

Question: What do you wish you knew about recycling that you don't know today?

Answer: Composting options.

Female, 18-29, White/Caucasian, English, West St. Paul

Question: What do you wish you knew about recycling that you don't know today?

Answer: Nothing

Female, 55-64, White/Caucasian, English, West St. Paul

Question: What do you wish you knew about recycling that you don't know today?

Answer: I don't know

Female, 30-39, Asian, English, Apple Valley

Question: What do you wish you knew about recycling that you don't know today?

Answer: Not sure

Female, 30-39, White/Caucasian, English, West St. Paul

Question: What do you wish you knew about recycling that you don't know today?

Answer: About recycling electronics.

Female, 18-29, White/Caucasian, English, Burnsville

Question: What do you wish you knew about recycling that you don't know today?

Answer: Everything that can be recycled.

Female, 30-39, White/Caucasian, English, Lakeville

Question: What do you wish you knew about recycling that you don't know today?

Answer: What different plastics can be recycled.

Male, 30-39, White/Caucasian, English, Rural/Unincorporated

Question: *What do you wish you knew about recycling that you don't know today?*
Answer: *Plastic numbers and if they are recyclable.*

Other, 55-64, White/Caucasian, English, Burnsville

Question: *What do you wish you knew about recycling that you don't know today?*
Answer: *Nothing*

Male, 30-39, White/Caucasian, English, Apple Valley

Question: *What do you wish you knew about recycling that you don't know today?*
Answer: *How much it costs the tax payer.*

Female, 30-39, White/Caucasian, English, Lakeville

Question: *What do you wish you knew about recycling that you don't know today?*
Answer: *I can't know what I don't know, poorly worded question.*

Female, 30-39, White/Caucasian, English, Eagan

Question: *What do you wish you knew about recycling that you don't know today?*
Answer: *How can we recycle.*

Male, 18-29, White/Caucasian, English, Apple Valley

Question: *What do you wish you knew about recycling that you don't know today?*
Answer: *What happens to all the recycled materials.*

Female, 30-39, White/Caucasian, English, Eagan

Question: *What do you wish you knew about recycling that you don't know today?*
Answer: *N/A*

Female, 30-39, Other, English, Burnsville

Question: *What do you wish you knew about recycling that you don't know today?*
Answer: *I don't know*

Female, 40-54, White/Caucasian, English, Mendota Heights

Question: *What do you wish you knew about recycling that you don't know today?*
Answer: *I want a guide.*

Male, 30-39, White/Caucasian, English, West St. Paul

Question: *What do you wish you knew about recycling that you don't know today?*

Answer: *None*

Female, 55-64, White/Caucasian, English, Lakeville

Question: *What do you wish you knew about recycling that you don't know today?*

Answer: *Nothing*

Female, 18-29, White/Caucasian, English, Eagan

Question: *What do you wish you knew about recycling that you don't know today?*

Answer: *Nothing.*

Male, 40-54, White/Caucasian, English, Lakeville

Question: *What do you wish you knew about recycling that you don't know today?*

Answer: *What & how.*

Male, 55-64, White/Caucasian, English, Farmington

Question: *What do you wish you knew about recycling that you don't know today?*

Answer: *How can I best recycle materials so that it's good for the recycling business.*

Male, 40-54, White/Caucasian, English, Apple Valley

Question: *What do you wish you knew about recycling that you don't know today?*

Answer: *Whether it is properly accomplished (i.e., that recyclables truly are recycled and not just sent to a landfill).*

Male, 40-54, White/Caucasian, English, West St. Paul

Question: *What do you wish you knew about recycling that you don't know today?*

Answer: *0% trash/waste.*

Male, 30-39, White/Caucasian, English, South St. Paul

Question: *What do you wish you knew about recycling that you don't know today?*

Answer: *Don't have any.*

Female, 55-64, Other, English, Rosemount

Question: *What do you wish you knew about recycling that you don't know today?*

Answer: *That I can recycle even if I do not have a private trash collector.*

Male, 30-39, White/Caucasian, English, Eagan

Question: *What do you wish you knew about recycling that you don't know today?*

Answer: *What happens to the items I bring to the curb.*

Female, 18-29, White/Caucasian, English, Eagan

Question: *What do you wish you knew about recycling that you don't know today?*

Answer: *The efficiency of it.*

Female, 55-64, Black/African American, English, Inver Grove Heights

Question: *What do you wish you knew about recycling that you don't know today?*

Answer: *Nothing*

Female, 30-39, White/Caucasian, English, Mendota Heights

Question: *What do you wish you knew about recycling that you don't know today?*

Answer: *Refused*

Female, 55-64, White/Caucasian, English, Mendota Heights

Question: *What do you wish you knew about recycling that you don't know today?*

Answer: *If the item says it is recyclable but my collector won't accept it, what should I do?*

Female, 40-54, White/Caucasian, English, Mendota Heights

Question: *What do you wish you knew about recycling that you don't know today?*

Answer: *How much more I could be recycling.*

Male, 30-39, White/Caucasian, English, Apple Valley

Question: *What do you wish you knew about recycling that you don't know today?*

Answer: *Nothing*

Male, 55-64, White/Caucasian, English, Eagan

Question: *What do you wish you knew about recycling that you don't know today?*

Answer: *Is the cost and energy put into recycling a net gain?*

Female, 30-39, White/Caucasian, English, Apple Valley

Question: *What do you wish you knew about recycling that you don't know today?*

Answer: Unsure

Male, 40-54, Black/African American, English, Burnsville

Question: What do you wish you knew about recycling that you don't know today?

Answer: I wish knew a long time ago I could have separated.

Male, 30-39, White/Caucasian, English, Inver Grove Heights

Question: What do you wish you knew about recycling that you don't know today?

Answer: What actually happens to everything.

Male, 40-54, White/Caucasian, English, Rural/Unincorporated

Question: What do you wish you knew about recycling that you don't know today?

Answer: How clean do things need to be, particularly food containers and cleaner containers.

Male, 55-64, White/Caucasian, English, Burnsville

Question: What do you wish you knew about recycling that you don't know today?

Answer: Nothing

Female, 40-54, White/Caucasian, English, Hastings

Question: What do you wish you knew about recycling that you don't know today?

Answer: Where it all goes and if it is saving landfill use.

Female, 18-29, Other, English, Burnsville

Question: What do you wish you knew about recycling that you don't know today?

Answer: Nothing

Female, 30-39, Asian, English, Burnsville

Question: What do you wish you knew about recycling that you don't know today?

Answer: Nothing

Female, 40-54, White/Caucasian, English, Lakeville

Question: What do you wish you knew about recycling that you don't know today?

Answer: How it is actually processed, is it really used.

Female, 40-54, White/Caucasian, English, South St. Paul

Question: What do you wish you knew about recycling that you don't know today?

Answer: Plastic bags and where they can go.

Male, 55-64, White/Caucasian, English, Eagan

Question: What do you wish you knew about recycling that you don't know today?

Answer: Why some plastic is recyclable and some is not.

Female, 30-39, White/Caucasian, English, Burnsville

Question: What do you wish you knew about recycling that you don't know today?

Answer: Nothing

Female, 30-39, White/Caucasian, English, Burnsville

Question: What do you wish you knew about recycling that you don't know today?

Answer: How much it actually has a positive impact on the environment - have heard about the energy.

Female, 18-29, White/Caucasian, English, Hastings

Question: What do you wish you knew about recycling that you don't know today?

Answer: How to compost items.

Male, 40-54, White/Caucasian, English, Eagan

Question: What do you wish you knew about recycling that you don't know today?

Answer: Where to get stuff others recycle.

Male, 55-64, White/Caucasian, English, Lakeville

Question: What do you wish you knew about recycling that you don't know today?

Answer: Not sure

Female, 40-54, White/Caucasian, English, Eagan

Question: What do you wish you knew about recycling that you don't know today?

Answer: Nothing

Male, 65+, Black/African American, English, Inver Grove Heights

Question: What do you wish you knew about recycling that you don't know today?

Answer: When do we cut back on plastic bags used at grocery stores.

Male, 55-64, White/Caucasian, English, Eagan

Question: *What do you wish you knew about recycling that you don't know today?*

Answer: *Why more keurig pods aren't made with mesh filter.*

Female, 30-39, White/Caucasian, English, Lakeville

Question: *What do you wish you knew about recycling that you don't know today?*

Answer: *Percentage of collected recycleables that are actually recycled.*

Male, 30-39, White/Caucasian, English, Apple Valley

Question: *What do you wish you knew about recycling that you don't know today?*

Answer: *Where our recyclables end up, also, how efficient and effective the process is.*

Female, 30-39, White/Caucasian, English, Eagan

Question: *What do you wish you knew about recycling that you don't know today?*

Answer: *How to dispose of organics.*

Female, 30-39, White/Caucasian, English, Rosemount

Question: *What do you wish you knew about recycling that you don't know today?*

Answer: *A list of things that can and cannot be recycled.*

Female, 18-29, White/Caucasian, English, Lakeville

Question: *What do you wish you knew about recycling that you don't know today?*

Answer: *Nothing*

Female, 40-54, White/Caucasian, English, Sunfish Lake

Question: *What do you wish you knew about recycling that you don't know today?*

Answer: *Plastics, the guide doesn't give numbers. so unsure of some. also, we see in the news that plastics are being trashed. don't know if it's true, also touring the eureka processing facility was one of the best things i ever did to improve my knowledge on recycling. i am confident in their capabilities and trust them. i do not trust my waste hauler (or any of them) to do the right thing. i wish i knew if my hauler takes it to eureka. also, wish my recycling would be picked up 1x per week rather than every other week.*

Male, 65+, White/Caucasian, English, Rural/Unincorporated

Question: *What do you wish you knew about recycling that you don't know today?*

Answer: *I don't know*

Female, 18-29, White/Caucasian, English, Rosemount

Question: *What do you wish you knew about recycling that you don't know today?*

Answer: *More precise information on what to recycle as well as information on facilities nearby that recycle products.*

Male, 65+, Black/African American, English, Sunfish Lake

Question: *What do you wish you knew about recycling that you don't know today?*

Answer: *Distinguishing plastics, what to do with old shotgun ammo.*

Male, 40-54, White/Caucasian, English, Apple Valley

Question: *What do you wish you knew about recycling that you don't know today?*

Answer: *Learned a lot at work, so nothing really.*

Male, 30-39, White/Caucasian, English, Farmington

Question: *What do you wish you knew about recycling that you don't know today?*

Answer: *Toss it.*

Female, 65+, White/Caucasian, English, Eagan

Question: *What do you wish you knew about recycling that you don't know today?*

Answer: *Why some things still end up in landfills .*

Female, 55-64, Other, English, Inver Grove Heights

Question: *What do you wish you knew about recycling that you don't know today?*

Answer: *How to do it properly.*

Male, 30-39, White/Caucasian, English, West St. Paul

Question: *What do you wish you knew about recycling that you don't know today?*

Answer: *N/a*

Male, 40-54, White/Caucasian, English, Rosemount

Question: *What do you wish you knew about recycling that you don't know today?*

Answer: *How much money and resources are really economized.*

Female, 18-29, White/Caucasian, English, Mendota Heights

Question: *What do you wish you knew about recycling that you don't know today?*

Answer: *What can and can't be recycled.*

Female, 30-39, Asian, English, Apple Valley

Question: *What do you wish you knew about recycling that you don't know today?*

Answer: *I'm for it especially if there are options available that is low cost or free.*

Male, 65+, White/Caucasian, English, Lakeville

Question: *What do you wish you knew about recycling that you don't know today?*

Answer: *Nothing, its all garbage.*

Male, 30-39, White/Caucasian, English, Rural/Unincorporated

Question: *What do you wish you knew about recycling that you don't know today?*

Answer: *Nothing*

Male, 65+, White/Caucasian, English, Rosemount

Question: *What do you wish you knew about recycling that you don't know today?*

Answer: *Guidelines*

Female, 30-39, White/Caucasian, English, Apple Valley

Question: *What do you wish you knew about recycling that you don't know today?*

Answer: *The impact it's making right now on the world.*

Female, 55-64, White/Caucasian, English, Lakeville

Question: *What do you wish you knew about recycling that you don't know today?*

Answer: *Everything that can be recycled.*

Male, 55-64, White/Caucasian, English, Apple Valley

Question: *What do you wish you knew about recycling that you don't know today?*

Answer: *Where does it go.*

Female, 30-39, Other, English, Rosemount

Question: *What do you wish you knew about recycling that you don't know today?*

Answer: *Refused*

Female, 55-64, White/Caucasian, English, Eagan

Question: *What do you wish you knew about recycling that you don't know today?*

Answer: Not much

Male, 30-39, White/Caucasian, English, Lakeville

Question: What do you wish you knew about recycling that you don't know today?

Answer: The sorting process.

Female, 55-64, American Indian or Alaska Native, English, West St. Paul

Question: What do you wish you knew about recycling that you don't know today?

Answer: What happens to it after it gets recycled?

Male, 55-64, White/Caucasian, English, Hastings

Question: What do you wish you knew about recycling that you don't know today?

Answer: No

Male, 30-39, White/Caucasian, English, Burnsville

Question: What do you wish you knew about recycling that you don't know today?

Answer: What all the numbers stand for.

Female, 55-64, White/Caucasian, English, Burnsville

Question: What do you wish you knew about recycling that you don't know today?

Answer: Nothing

Female, 30-39, Other, English, Inver Grove Heights

Question: What do you wish you knew about recycling that you don't know today?

Answer: Not sure

Male, 55-64, Asian, English, Eagan

Question: What do you wish you knew about recycling that you don't know today?

Answer: Not sure

Male, 55-64, White/Caucasian, English, Burnsville

Question: What do you wish you knew about recycling that you don't know today?

Answer: Places to go with a variety of plastics.

Male, 65+, White/Caucasian, English, West St. Paul

Question: *What do you wish you knew about recycling that you don't know today?*

Answer: *Nothing*

Male, 55-64, White/Caucasian, English, Apple Valley

Question: *What do you wish you knew about recycling that you don't know today?*

Answer: *A handy reference guide I can post near the bin would be nice.*

Female, 40-54, White/Caucasian, English, Lakeville

Question: *What do you wish you knew about recycling that you don't know today?*

Answer: *How much it actually helps.*

Female, 30-39, White/Caucasian, English, Hastings

Question: *What do you wish you knew about recycling that you don't know today?*

Answer: *Nothing*

Male, 55-64, White/Caucasian, English, Rural/Unincorporated

Question: *What do you wish you knew about recycling that you don't know today?*

Answer: *What happens to it?*

Male, 55-64, Other, English, Prefer not to answer

Question: *What do you wish you knew about recycling that you don't know today?*

Answer: *More about what can and can't be recycled.*

Female, 40-54, White/Caucasian, English, Lakeville

Question: *What do you wish you knew about recycling that you don't know today?*

Answer: *How to recycle glass into fuel for my car.*

Female, 65+, White/Caucasian, English, West St. Paul

Question: *What do you wish you knew about recycling that you don't know today?*

Answer: *Not sure*

Female, 65+, White/Caucasian, English, Lakeville

Question: *What do you wish you knew about recycling that you don't know today?*

Answer: *Disposing of all the different types of plastics.*

Female, 40-54, White/Caucasian, English, Inver Grove Heights

Question: *What do you wish you knew about recycling that you don't know today?*

Answer: *Nothing*

Male, 65+, White/Caucasian, English, Inver Grove Heights

Question: *What do you wish you knew about recycling that you don't know today?*

Answer: *Ok*

Female, 40-54, White/Caucasian, English, South St. Paul

Question: *What do you wish you knew about recycling that you don't know today?*

Answer: *If its even helping the local environment.*

Male, 30-39, White/Caucasian, English, Hastings

Question: *What do you wish you knew about recycling that you don't know today?*

Answer: *I don't know.*

Female, 65+, Other, English, Lakeville

Question: *What do you wish you knew about recycling that you don't know today?*

Answer: *Whether it is truly beneficial and reuses material.*

Male, 40-54, White/Caucasian, English, Apple Valley

Question: *What do you wish you knew about recycling that you don't know today?*

Answer: *Specifically what happens to recyclables after they are picked up and brought to recycling centers.*

Male, 65+, White/Caucasian, English, Rural/Unincorporated

Question: *What do you wish you knew about recycling that you don't know today?*

Answer: *Where things can be recycled that don't go in the recycle bin.*

Male, 30-39, White/Caucasian, English, Mendota Heights

Question: *What do you wish you knew about recycling that you don't know today?*

Answer: *Local impact.*

Male, 65+, White/Caucasian, English, Lakeville

Question: *What do you wish you knew about recycling that you don't know today?*

Answer: *Where does it all go.*

Male, 40-54, White/Caucasian, English, Hastings

Question: *What do you wish you knew about recycling that you don't know today?*

Answer: *All of the items that can be recycled.*

Female, 40-54, White/Caucasian, English, Rosemount

Question: *What do you wish you knew about recycling that you don't know today?*

Answer: *What good its doing.*

Female, 55-64, White/Caucasian, English, Apple Valley

Question: *What do you wish you knew about recycling that you don't know today?*

Answer: *More details like caps on or off bottles, what size is to small to recycle, what paper should not go in bin. do earth friendly containers go in bin or trash where they will bio degrade. lightbulbs? What kinds of metal or plastic?*

Female, 65+, White/Caucasian, English, Burnsville

Question: *What do you wish you knew about recycling that you don't know today?*

Answer: *Plastic bags and shredded household papers.*

Female, 55-64, White/Caucasian, English, Hastings

Question: *What do you wish you knew about recycling that you don't know today?*

Answer: *Why more products aren't made better with less material and made to recycle.*

Female, 55-64, White/Caucasian, English, Rosemount

Question: *What do you wish you knew about recycling that you don't know today?*

Answer: *Nothing*

Female, 30-39, Other, English, Apple Valley

Question: *What do you wish you knew about recycling that you don't know today?*

Answer: *How much it positively impacts the earth.*

Female, 40-54, White/Caucasian, English, Apple Valley

Question: *What do you wish you knew about recycling that you don't know today?*

Answer: *Nothing*

Female, 40-54, White/Caucasian, English, Eagan

Question: What do you wish you knew about recycling that you don't know today?

Answer: I'd love to be able to utilize it in every room, not just in the kitchen, bedrooms, baths, laundry, etc.

Male, 30-39, White/Caucasian, English, Rural/Unincorporated

Question: What do you wish you knew about recycling that you don't know today?

Answer: Nothing

Female, 40-54, White/Caucasian, English, Eagan

Question: What do you wish you knew about recycling that you don't know today?

Answer: Nothing

Female, 55-64, White/Caucasian, English, Eagan

Question: What do you wish you knew about recycling that you don't know today?

Answer: Nothing

Female, 55-64, White/Caucasian, English, Eagan

Question: What do you wish you knew about recycling that you don't know today?

Answer: I am more interested in clean drinking water.

Female, 30-39, White/Caucasian, English, Farmington

Question: What do you wish you knew about recycling that you don't know today?

Answer: What happens locally with recycled materials.

Male, 55-64, White/Caucasian, English, Eagan

Question: What do you wish you knew about recycling that you don't know today?

Answer: Don't know

Male, 65+, White/Caucasian, English, Eagan

Question: What do you wish you knew about recycling that you don't know today?

Answer: Not sure

Male, 30-39, White/Caucasian, English, Hastings

Question: What do you wish you knew about recycling that you don't know today?

Answer: Easier ways to deal with batteries and lightbulbs.

Male, 40-54, American Indian or Alaska Native, English, Apple Valley

Question: *What do you wish you knew about recycling that you don't know today?*

Answer: *Where it goes.*

Male, 18-29, White/Caucasian, English, Burnsville

Question: *What do you wish you knew about recycling that you don't know today?*

Answer: *How to be sure that I am not causing more work for recycling processing.*

Female, 65+, White/Caucasian, English, Farmington

Question: *What do you wish you knew about recycling that you don't know today?*

Answer: *More ways that recycled products are used or ways to limit all the waste from packaging in products purchased.*

Male, 40-54, White/Caucasian, English, Rosemount

Question: *What do you wish you knew about recycling that you don't know today?*

Answer: *If some unique items are recyclable.*

Male, 55-64, Hispanic, English, Lakeville

Question: *What do you wish you knew about recycling that you don't know today?*

Answer: *N/A*

Male, 40-54, White/Caucasian, English, Lakeville

Question: *What do you wish you knew about recycling that you don't know today?*

Answer: *How recycling is processed.*

Female, 65+, White/Caucasian, English, Mendota Heights

Question: *What do you wish you knew about recycling that you don't know today?*

Answer: *Nothing*

Male, 65+, White/Caucasian, English, Inver Grove Heights

Question: *What do you wish you knew about recycling that you don't know today?*

Answer: *Why the recycling drop off center is getting so picky as to what they will take.*

Female, 65+, White/Caucasian, English, Hastings

Question: *What do you wish you knew about recycling that you don't know today?*

Answer: *Believe we have all the information.*

Male, 40-54, White/Caucasian, English, Rural/Unincorporated

Question: *What do you wish you knew about recycling that you don't know today?*

Answer: *Where the material I put in the bin ends up.*

Female, 30-39, White/Caucasian, English, Hastings

Question: *What do you wish you knew about recycling that you don't know today?*

Answer: *Where the nearest areas to recycle various items are to me.*

Female, 65+, White/Caucasian, English, Lakeville

Question: *What do you wish you knew about recycling that you don't know today?*

Answer: *Nothing*

Male, 18-29, White/Caucasian, English, Eagan

Question: *What do you wish you knew about recycling that you don't know today?*

Answer: *Nothing*

Female, 30-39, Other, English, Mendota Heights

Question: *What do you wish you knew about recycling that you don't know today?*

Answer: *Pay me to do it.*

Female, 55-64, White/Caucasian, English, West St. Paul

Question: *What do you wish you knew about recycling that you don't know today?*

Answer: *Does everything get recycled.*

Male, 30-39, White/Caucasian, English, Eagan

Question: *What do you wish you knew about recycling that you don't know today?*

Answer: *I don't know*

Female, 30-39, White/Caucasian, English, Prefer not to answer

Question: *What do you wish you knew about recycling that you don't know today?*

Answer: *Nothing*

Male, 30-39, White/Caucasian, English, Burnsville

Question: *What do you wish you knew about recycling that you don't know today?*

Answer: Is it worth my money and time.

Male, 30-39, Other, English, Burnsville

Question: What do you wish you knew about recycling that you don't know today?

Answer: Nothing

Female, 30-39, White/Caucasian, English, West St. Paul

Question: What do you wish you knew about recycling that you don't know today?

Answer: Where can I bring compost items?

Female, 30-39, Other, English, Apple Valley

Question: What do you wish you knew about recycling that you don't know today?

Answer: Nothing

Female, 18-29, White/Caucasian, English, West St. Paul

Question: What do you wish you knew about recycling that you don't know today?

Answer: Does my recycling get recycled in the us or overseas?

Female, 30-39, White/Caucasian, English, West St. Paul

Question: What do you wish you knew about recycling that you don't know today?

Answer: How much it truly helps specifically from my family.

Female, 55-64, White/Caucasian, English, Lakeville

Question: What do you wish you knew about recycling that you don't know today?

Answer: Where does it really end up.

Male, 40-54, White/Caucasian, English, Eagan

Question: What do you wish you knew about recycling that you don't know today?

Answer: Which types of plastic can be recycled in my city, how much of recycling actually is recycled, how much recycling Eagan does.

Male, 55-64, White/Caucasian, English, Lakeville

Question: What do you wish you knew about recycling that you don't know today?

Answer: I don't know

Male, 55-64, White/Caucasian, English, Apple Valley

Question: What do you wish you knew about recycling that you don't know today?

Answer: What it costs the average resident as I know it doesn't pay for itself, what are the benefits vs cost?

Male, 30-39, White/Caucasian, English, Burnsville

Question: What do you wish you knew about recycling that you don't know today?

Answer: Nothing, at least not from a government source.

Male, 40-54, White/Caucasian, English, Eagan

Question: What do you wish you knew about recycling that you don't know today?

Answer: What plastics can be recycled.

Male, 55-64, White/Caucasian, English, Lakeville

Question: What do you wish you knew about recycling that you don't know today?

Answer: Nothing

Female, 30-39, White/Caucasian, English, Eagan

Question: What do you wish you knew about recycling that you don't know today?

Answer: What percentage of products that are placed in recycling bins ended up not being recycled and placed with general waste?

Female, 40-54, White/Caucasian, English, Hastings

Question: What do you wish you knew about recycling that you don't know today?

Answer: Nothing

Female, 30-39, Other, English, Farmington

Question: What do you wish you knew about recycling that you don't know today?

Answer: Which plastic items can be recycled.

Female, 40-54, White/Caucasian, English, Farmington

Question: What do you wish you knew about recycling that you don't know today?

Answer: Where does it end up.

Female, 55-64, Other, English, West St. Paul

Question: What do you wish you knew about recycling that you don't know today?

Answer: Everything

Female, 65+, White/Caucasian, English, Apple Valley

Question: *What do you wish you knew about recycling that you don't know today?*

Answer: *Which items can be recycled.*

Female, 40-54, White/Caucasian, English, Burnsville

Question: *What do you wish you knew about recycling that you don't know today?*

Answer: *Exactly what happens when it leaves the recycling bin.*

Female, 30-39, White/Caucasian, English, Lakeville

Question: *What do you wish you knew about recycling that you don't know today?*

Answer: *None*

Male, 18-29, White/Caucasian, English, Lakeville

Question: *What do you wish you knew about recycling that you don't know today?*

Answer: *What happens to trash that ends up in recycling containers?*

Female, 40-54, White/Caucasian, English, Eagan

Question: *What do you wish you knew about recycling that you don't know today?*

Answer: *Nothing*

Female, 30-39, White/Caucasian, English, Apple Valley

Question: *What do you wish you knew about recycling that you don't know today?*

Answer: *How much is actually used to produce new goods.*

Female, 30-39, White/Caucasian, English, Lakeville

Question: *What do you wish you knew about recycling that you don't know today?*

Answer: *More about organic recycling.*

Female, 18-29, White/Caucasian, English, Apple Valley

Question: *What do you wish you knew about recycling that you don't know today?*

Answer: *What recyclables end up in the trash.*

Male, 30-39, White/Caucasian, English, Farmington

Question: *What do you wish you knew about recycling that you don't know today?*

Answer: *N/a*

Female, 65+, White/Caucasian, English, Apple Valley

Question: *What do you wish you knew about recycling that you don't know today?*

Answer: *Why some plastic doesn't have a triangle on it.*

Female, 18-29, Hispanic, Spanish, Hastings

Question: *What do you wish you knew about recycling that you don't know today?*

Answer: *Any*

Female, 65+, Other, English, Rural/Unincorporated

Question: *What do you wish you knew about recycling that you don't know today?*

Answer: *That it was mandatory and and if materials are not recyclable, they shouldn't be manufactured.*

Male, 40-54, White/Caucasian, English, Eagan

Question: *What do you wish you knew about recycling that you don't know today?*

Answer: *How much gets pulled from waste stream.*

Male, 30-39, Hispanic, Spanish, Prefer not to answer

Question: *What do you wish you knew about recycling that you don't know today?*

Answer: *Nothing*

Female, 18-29, Hispanic, Spanish, Burnsville

Question: *What do you wish you knew about recycling that you don't know today?*

Answer: *Doesn't know much about cardboard.*

Female, 40-54, Hispanic, Spanish, Burnsville

Question: *What do you wish you knew about recycling that you don't know today?*

Answer: *Any*

Male, 18-29, Hispanic, Spanish, Inver Grove Heights

Question: *What do you wish you knew about recycling that you don't know today?*

Answer: *Where is the recycling zone.*

Female, 40-54, Hispanic, Spanish, Burnsville

Question: *What do you wish you knew about recycling that you don't know today?*

Answer: I dont know

Male, 65+, White/Caucasian, English, Apple Valley

Question: What do you wish you knew about recycling that you don't know today?

Answer: How is my recycling reused?

Female, 65+, White/Caucasian, English, Eagan

Question: What do you wish you knew about recycling that you don't know today?

Answer: N/a

Female, 40-54, Hispanic, Spanish, Mendota Heights

Question: What do you wish you knew about recycling that you don't know today?

Answer: Any

Female, 55-64, Hispanic, Spanish, South St. Paul

Question: What do you wish you knew about recycling that you don't know today?

Answer: I already got information.

Male, 18-29, White/Caucasian, English, Farmington

Question: What do you wish you knew about recycling that you don't know today?

Answer: Items that you think can be recycled that really can't be.

Male, 30-39, Hispanic, Spanish, Lakeville

Question: What do you wish you knew about recycling that you don't know today?

Answer: Delve deeper into the subject.

Male, 30-39, White/Caucasian, English, South St. Paul

Question: What do you wish you knew about recycling that you don't know today?

Answer: N/a

Male, 40-54, White/Caucasian, English, Farmington

Question: What do you wish you knew about recycling that you don't know today?

Answer: How much is recycled every year.

Male, 40-54, Hispanic, Spanish, Apple Valley

Question: *What do you wish you knew about recycling that you don't know today?*

Answer: *I know nothing.*

Male, 65+, White/Caucasian, English, Apple Valley

Question: *What do you wish you knew about recycling that you don't know today?*

Answer: *How many people actually recycle.*

Female, 40-54, Hispanic, Spanish, Apple Valley

Question: *What do you wish you knew about recycling that you don't know today?*

Answer: *I really have to recycle.*

Male, 18-29, White/Caucasian, English, Lakeville

Question: *What do you wish you knew about recycling that you don't know today?*

Answer: *What can be recycled and why it's only picked twice a month.*

Female, 55-64, Hispanic, Spanish, Eagan

Question: *What do you wish you knew about recycling that you don't know today?*

Answer: *Nothing*

Female, 40-54, White/Caucasian, English, Apple Valley

Question: *What do you wish you knew about recycling that you don't know today?*

Answer: *More about composting.*

Female, 40-54, Black/African American, English, Hastings

Question: *What do you wish you knew about recycling that you don't know today?*

Answer: *Other recyclables.*

Male, 30-39, Other, English, Inver Grove Heights

Question: *What do you wish you knew about recycling that you don't know today?*

Answer: *How many materials are available for recycling.*

Female, 55-64, White/Caucasian, English, Lakeville

Question: *What do you wish you knew about recycling that you don't know today?*

Answer: *How the heck can I know what I don't know?*

Female, 65+, White/Caucasian, English, Lakeville

Question: *What do you wish you knew about recycling that you don't know today?*

Answer: *Nothing*

Male, 40-54, Asian, English, South St. Paul

Question: *What do you wish you knew about recycling that you don't know today?*

Answer: *How everything is sorted and where it goes.*

Male, 30-39, Other, English, Hastings

Question: *What do you wish you knew about recycling that you don't know today?*

Answer: *None*

Female, 18-29, White/Caucasian, English, Burnsville

Question: *What do you wish you knew about recycling that you don't know today?*

Answer: *Unsure*

Female, 65+, White/Caucasian, English, Apple Valley

Question: *What do you wish you knew about recycling that you don't know today?*

Answer: *Not sure*

Female, 55-64, White/Caucasian, English, Apple Valley

Question: *What do you wish you knew about recycling that you don't know today?*

Answer: *If it really helps.*

Male, 55-64, Asian, English, Farmington

Question: *What do you wish you knew about recycling that you don't know today?*

Answer: *I know it all.*

Male, 65+, White/Caucasian, English, Lakeville

Question: *What do you wish you knew about recycling that you don't know today?*

Answer: *None*

Male, 30-39, White/Caucasian, English, Lakeville

Question: *What do you wish you knew about recycling that you don't know today?*

Answer: What can or cannot be recycled. does it need to be separated? If so, how do you do that when our yard waste company only provides one bin?

Female, 65+, White/Caucasian, English, Eagan

Question: What do you wish you knew about recycling that you don't know today?

Answer: What to do with discs, floppys, film and negatives.

Male, 18-29, White/Caucasian, English, Apple Valley

Question: What do you wish you knew about recycling that you don't know today?

Answer: More programs about recycling and what can and can't be recycled.

Female, 55-64, White/Caucasian, English, Rural/Unincorporated

Question: What do you wish you knew about recycling that you don't know today?

Answer: New recycle possibilities.

Female, 40-54, White/Caucasian, English, Burnsville

Question: What do you wish you knew about recycling that you don't know today?

Answer: Always nice to know what big products are made from recycled products.

Female, 55-64, White/Caucasian, English, Rural/Unincorporated

Question: What do you wish you knew about recycling that you don't know today?

Answer: I'm not sure.

Male, 18-29, White/Caucasian, English, Burnsville

Question: What do you wish you knew about recycling that you don't know today?

Answer: Yah

Male, 30-39, White/Caucasian, English, Burnsville

Question: What do you wish you knew about recycling that you don't know today?

Answer: N/a

Male, 18-29, White/Caucasian, English, South St. Paul

Question: What do you wish you knew about recycling that you don't know today?

Answer: N/a

Male, 30-39, Other, English, Apple Valley

Question: *What do you wish you knew about recycling that you don't know today?*

Answer: *Where it goes.*

Male, 30-39, White/Caucasian, English, Eagan

Question: *What do you wish you knew about recycling that you don't know today?*

Answer: *What happens to things put in recycling but aren't recyclable?*

Male, 40-54, White/Caucasian, English, Lakeville

Question: *What do you wish you knew about recycling that you don't know today?*

Answer: *Where does it all go?*

Female, 65+, White/Caucasian, English, Hastings

Question: *What do you wish you knew about recycling that you don't know today?*

Answer: *What the numbered triangles meant, what can and cannot be recycled.*

Male, 55-64, White/Caucasian, English, Hastings

Question: *What do you wish you knew about recycling that you don't know today?*

Answer: *N/a*

Male, 65+, White/Caucasian, English, Burnsville

Question: *What do you wish you knew about recycling that you don't know today?*

Answer: *I don't know*

Male, 55-64, White/Caucasian, English, Eagan

Question: *What do you wish you knew about recycling that you don't know today?*

Answer: *Nothing else.*

Male, 40-54, White/Caucasian, English, Farmington

Question: *What do you wish you knew about recycling that you don't know today?*

Answer: *Where recycled items go/ get reused.*

Female, 55-64, White/Caucasian, English, Inver Grove Heights

Question: *What do you wish you knew about recycling that you don't know today?*

Answer: *None*

Female, 55-64, White/Caucasian, English, Lakeville

Question: *What do you wish you knew about recycling that you don't know today?*

Answer: *How much of the recycling can be used and how much is discarded because of wrong items placed in recycling can.*

Female, 55-64, White/Caucasian, English, Farmington

Question: *What do you wish you knew about recycling that you don't know today?*

Answer: *Nothing*

Male, 65+, White/Caucasian, English, Eagan

Question: *What do you wish you knew about recycling that you don't know today?*

Answer: *I guess there is always something new to learn.*

Female, 55-64, White/Caucasian, English, Lakeville

Question: *What do you wish you knew about recycling that you don't know today?*

Answer: *Exactly what can go in the bin.*

Male, 18-29, White/Caucasian, English, Eagan

Question: *What do you wish you knew about recycling that you don't know today?*

Answer: *Drop off locations for bigger items.*

Male, 55-64, Other, English, Burnsville

Question: *What do you wish you knew about recycling that you don't know today?*

Answer: *Climate*

Male, 40-54, White/Caucasian, English, Lakeville

Question: *What do you wish you knew about recycling that you don't know today?*

Answer: *What exactly happens after the bins are picked up.*

Female, 55-64, White/Caucasian, English, Eagan

Question: *What do you wish you knew about recycling that you don't know today?*

Answer: *N/a*

Female, 40-54, White/Caucasian, English, Inver Grove Heights

Question: *What do you wish you knew about recycling that you don't know today?*

Answer: More options

Male, 40-54, White/Caucasian, English, Apple Valley

Question: What do you wish you knew about recycling that you don't know today?

Answer: I want my local hauler to haul organics.

Male, 40-54, White/Caucasian, English, Apple Valley

Question: What do you wish you knew about recycling that you don't know today?

Answer: What is not recyclable.

Male, 55-64, Hispanic, English, Inver Grove Heights

Question: What do you wish you knew about recycling that you don't know today?

Answer: Nothing

Female, 40-54, White/Caucasian, English, South St. Paul

Question: What do you wish you knew about recycling that you don't know today?

Answer: Where it actually goes and how its truly recycled.

Female, 40-54, Asian, English, Eagan

Question: What do you wish you knew about recycling that you don't know today?

Answer: Is it worth it.

Female, 65+, White/Caucasian, English, Hastings

Question: What do you wish you knew about recycling that you don't know today?

Answer: Nothing

Male, 55-64, White/Caucasian, English, South St. Paul

Question: What do you wish you knew about recycling that you don't know today?

Answer: Plastic bag

Male, 55-64, Other, English, Rosemount

Question: What do you wish you knew about recycling that you don't know today?

Answer: Why they don't recycle everything ?

Female, 65+, White/Caucasian, English, Mendota Heights

Question: What do you wish you knew about recycling that you don't know today?

Answer: Easier access to recycle low volume items.

Male, 40-54, White/Caucasian, English, Eagan

Question: What do you wish you knew about recycling that you don't know today?

Answer: What items truly need to be recycled and cleaned first.

Female, 65+, White/Caucasian, English, Eagan

Question: What do you wish you knew about recycling that you don't know today?

Answer: What is or isn't recycled.

Male, 40-54, White/Caucasian, English, Lakeville

Question: What do you wish you knew about recycling that you don't know today?

Answer: The impact it makes.

Female, 55-64, White/Caucasian, English, Eagan

Question: What do you wish you knew about recycling that you don't know today?

Answer: I wish I knew what the numbers in the triangles meant better so I know what I can recycle.

Female, 55-64, White/Caucasian, English, West St. Paul

Question: What do you wish you knew about recycling that you don't know today?

Answer: I'm fairly well educated on the topic.

Male, 65+, White/Caucasian, English, Farmington

Question: What do you wish you knew about recycling that you don't know today?

Answer: Preparation of recyclables.

Male, 40-54, Hispanic, Spanish, South St. Paul

Question: What do you wish you knew about recycling that you don't know today?

Answer: What is recycled and what is not.

Female, 30-39, White/Caucasian, English, Burnsville

Question: What do you wish you knew about recycling that you don't know today?

Answer: How clean items need to be to be recycled.

Female, 30-39, White/Caucasian, English, Eagan

Question: *What do you wish you knew about recycling that you don't know today?*

Answer: *Exactly what can be recycled.*

Female, 65+, White/Caucasian, English, Burnsville

Question: *What do you wish you knew about recycling that you don't know today?*

Answer: *Nothing*

Female, 55-64, Black/African American, English, Inver Grove Heights

Question: *What do you wish you knew about recycling that you don't know today?*

Answer: *Easy access to information.*

Female, 65+, White/Caucasian, English, Rural/Unincorporated

Question: *What do you wish you knew about recycling that you don't know today?*

Answer: *Clear guidelines.*

Female, 65+, White/Caucasian, English, Burnsville

Question: *What do you wish you knew about recycling that you don't know today?*

Answer: *If it is making a difference.*

Female, 55-64, White/Caucasian, English, Lakeville

Question: *What do you wish you knew about recycling that you don't know today?*

Answer: *What can and cannot be recycled.*

Female, 65+, White/Caucasian, English, Inver Grove Heights

Question: *What do you wish you knew about recycling that you don't know today?*

Answer: *Not sure*

Male, 55-64, White/Caucasian, English, Apple Valley

Question: *What do you wish you knew about recycling that you don't know today?*

Answer: *Does our recycling really get recycled and are we recycling the correct items.*

Female, 65+, White/Caucasian, English, South St. Paul

Question: *What do you wish you knew about recycling that you don't know today?*

Answer: *No good answer, seems overwhelming, I do only what I can.*

Female, 30-39, White/Caucasian, English, West St. Paul

Question: *What do you wish you knew about recycling that you don't know today?*

Answer: *N/A*

Female, 55-64, Other, English, Mendota Heights

Question: *What do you wish you knew about recycling that you don't know today?*

Answer: *Nothing*

Male, 65+, White/Caucasian, English, Lakeville

Question: *What do you wish you knew about recycling that you don't know today?*

Answer: *Simple guidelines.*

Male, 40-54, Other, English, Rural/Unincorporated

Question: *What do you wish you knew about recycling that you don't know today?*

Answer: *I'm missing a lot of information.*

Female, 55-64, Asian, English, Lakeville

Question: *What do you wish you knew about recycling that you don't know today?*

Answer: *A more complete list of what can be recycled.*

Male, 55-64, White/Caucasian, English, Apple Valley

Question: *What do you wish you knew about recycling that you don't know today?*

Answer: *Can I recycle the aluminum cover from yogurt containers?*

Male, 55-64, Other, English, Inver Grove Heights

Question: *What do you wish you knew about recycling that you don't know today?*

Answer: *Clear informations.*

Female, 30-39, White/Caucasian, English, Farmington

Question: *What do you wish you knew about recycling that you don't know today?*

Answer: *Not sure*

Male, 18-29, White/Caucasian, English, Apple Valley

Question: *What do you wish you knew about recycling that you don't know today?*

Answer: Options

Female, 40-54, White/Caucasian, English, Rosemount

Question: What do you wish you knew about recycling that you don't know today?

Answer: Where can I make money on my used appliance.

Female, 55-64, White/Caucasian, English, Rosemount

Question: What do you wish you knew about recycling that you don't know today?

Answer: Where we can get rid of old small appliances etc.

Male, 65+, White/Caucasian, English, Farmington

Question: What do you wish you knew about recycling that you don't know today?

Answer: Will program ever expand to accept most plastics and will program aggressively promote green technology to local and regional industry including agriculture.

Female, 40-54, White/Caucasian, English, Eagan

Question: What do you wish you knew about recycling that you don't know today?

Answer: Not sure

Male, 65+, Asian, English, Inver Grove Heights

Question: What do you wish you knew about recycling that you don't know today?

Answer: N/A

Female, 18-29, White/Caucasian, English, Eagan

Question: What do you wish you knew about recycling that you don't know today?

Answer: Nothing

Female, 40-54, White/Caucasian, English, Lakeville

Question: What do you wish you knew about recycling that you don't know today?

Answer: Not sure

Male, 65+, White/Caucasian, English, Apple Valley

Question: What do you wish you knew about recycling that you don't know today?

Answer: Nothing

Female, 65+, White/Caucasian, English, Apple Valley

Question: *What do you wish you knew about recycling that you don't know today?*

Answer: *Don't know*

Male, 55-64, White/Caucasian, English, Lakeville

Question: *What do you wish you knew about recycling that you don't know today?*

Answer: *More about actual items to recycle.*

Male, 65+, White/Caucasian, English, Rural/Unincorporated

Question: *What do you wish you knew about recycling that you don't know today?*

Answer: *What are the rules and what is actually happening with the recyclables.*

Female, 65+, Other, English, West St. Paul

Question: *What do you wish you knew about recycling that you don't know today?*

Answer: *I would like to know about the programs mentioned in the survey.*

Female, 18-29, White/Caucasian, English, Burnsville

Question: *What do you wish you knew about recycling that you don't know today?*

Answer: *I don't know.*

Female, 55-64, White/Caucasian, English, Apple Valley

Question: *What do you wish you knew about recycling that you don't know today?*

Answer: *Where the recycled material end up.*

Female, 65+, White/Caucasian, English, Rosemount

Question: *What do you wish you knew about recycling that you don't know today?*

Answer: *More items keep getting added to the recycling list , so I would prefer to have an annual pamphlet be mailed out each year.*

Male, 55-64, Asian, English, Apple Valley

Question: *What do you wish you knew about recycling that you don't know today?*

Answer: *Nothing*

Male, 55-64, White/Caucasian, English, Burnsville

Question: *What do you wish you knew about recycling that you don't know today?*

Answer: *Nothing*

Female, 40-54, White/Caucasian, English, Inver Grove Heights

Question: What do you wish you knew about recycling that you don't know today?

Answer: Easy way tell what is recyclable.

Male, 30-39, White/Caucasian, English, Apple Valley

Question: What do you wish you knew about recycling that you don't know today?

Answer: What my local facility does with recycled material.

VERBATIM RESPONSES
QUESTION 26

Dakota County – Recycling Survey 2019

Verbatim Responses: Question 26

Male, 65+, White/Caucasian, English, Rural/Unincorporated

Question: How would you prefer to receive recycling and disposal information?

Answer: Mail out booklet to keep and refer to.

Female, 40-54, White/Caucasian, English, Rosemount

Question: How would you prefer to receive recycling and disposal information?

Answer: Fridge magnet to reference

Female, 18-29, White/Caucasian, English, Burnsville

Question: How would you prefer to receive recycling and disposal information?

Answer: I don't want it

Female, 55-64, Other, English, Eagan

Question: How would you prefer to receive recycling and disposal information?

Answer: I prefer not to receive it at all.

Male, 30-39, White/Caucasian, English, Apple Valley

Question: How would you prefer to receive recycling and disposal information?

Answer: I don't want or need to

Male, 40-54, White/Caucasian, English, Lakeville

Question: How would you prefer to receive recycling and disposal information?

Answer: Refrigerator magnet

Female, 55-64, White/Caucasian, English, Apple Valley

Question: How would you prefer to receive recycling and disposal information?

Answer: Sticker on cart is great idea

Male, 55-64, White/Caucasian, English, Apple Valley



*Question: How would you prefer to receive recycling and disposal information?
Answer: Add it to something else that's already being done.*

Male, 30-39, Hispanic, Spanish, Prefer not to answer

*Question: How would you prefer to receive recycling and disposal information?
Answer: Poster*

Male, 65+, White/Caucasian, English, Burnsville

*Question: How would you prefer to receive recycling and disposal information?
Answer: I like the booklet we receive and the website is really helpful.*