



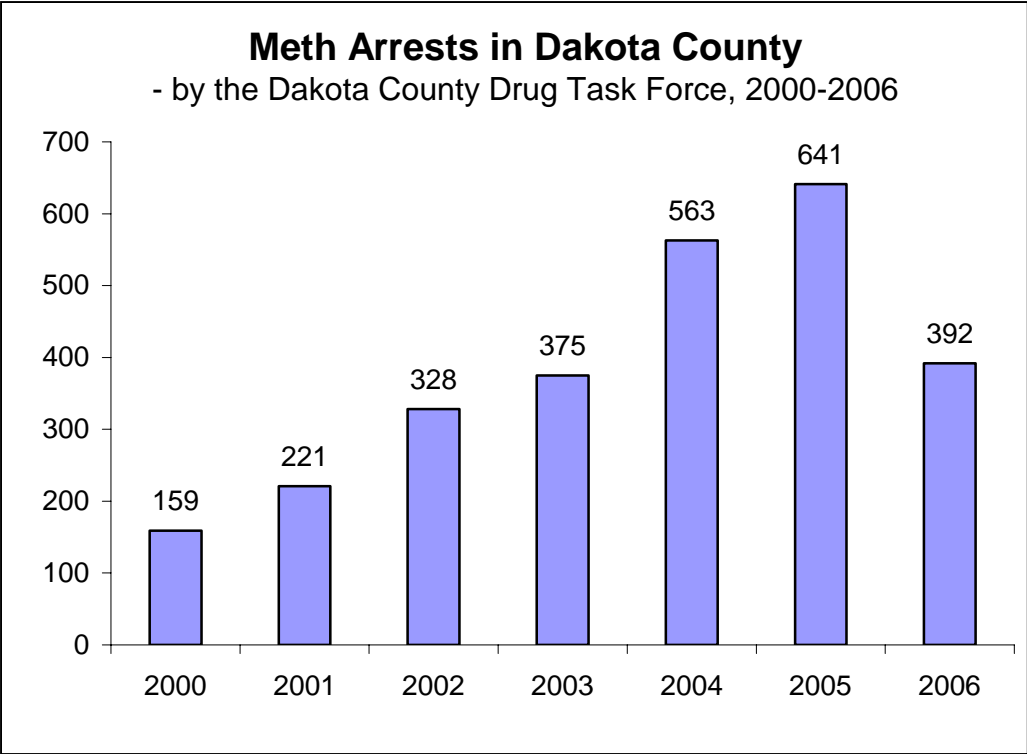
DAKOTA COUNTY METH TRENDS

*Prepared by the Dakota County
Interdepartmental Meth Work Team*

July 27, 2007

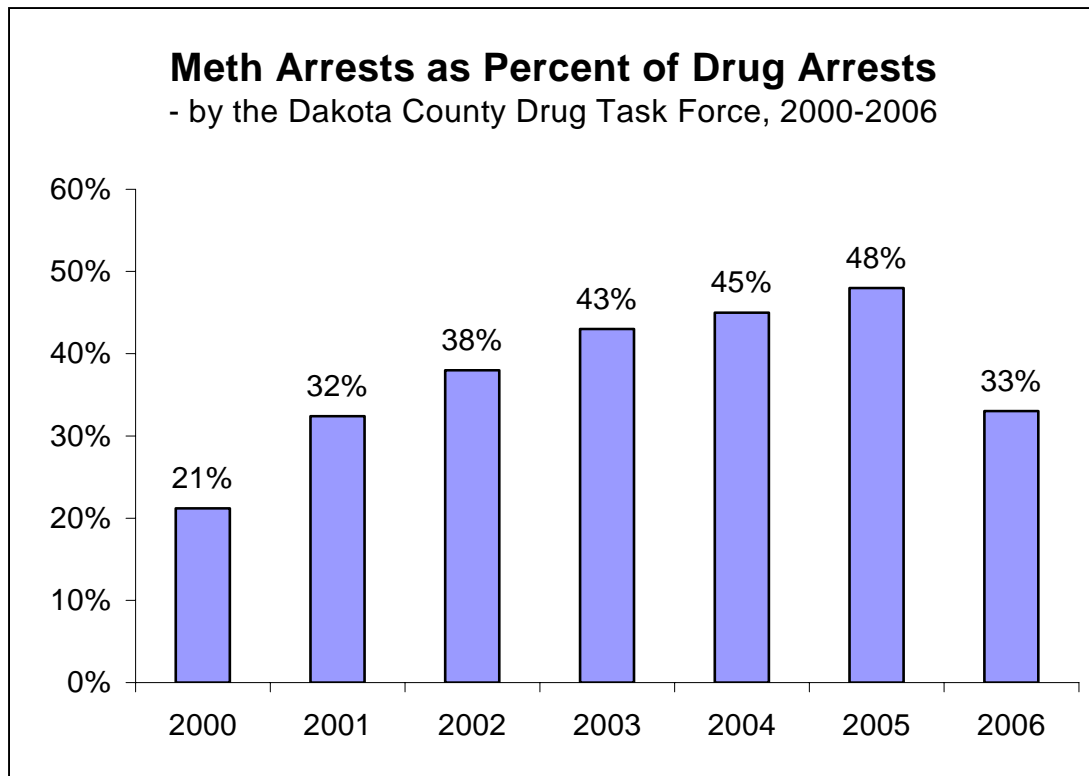
For more information, contact:

Pat Adams, Director
Dakota County Public Health Department
651-554-6103
pat.adams@co.dakota.mn.us



- From 2000 to 2005, the number of people arrested in Dakota County on meth-related charges increased each year.
- However, in 2006, the Dakota County Drug Task Force arrested 392 people for meth, an average of 33 per month; in 2005, the monthly average was 53 meth-related arrests.
- In 2006 in Dakota County, 307 individuals were charged with meth-related felonies, compared to 388 people in 2005, a 21% decrease.

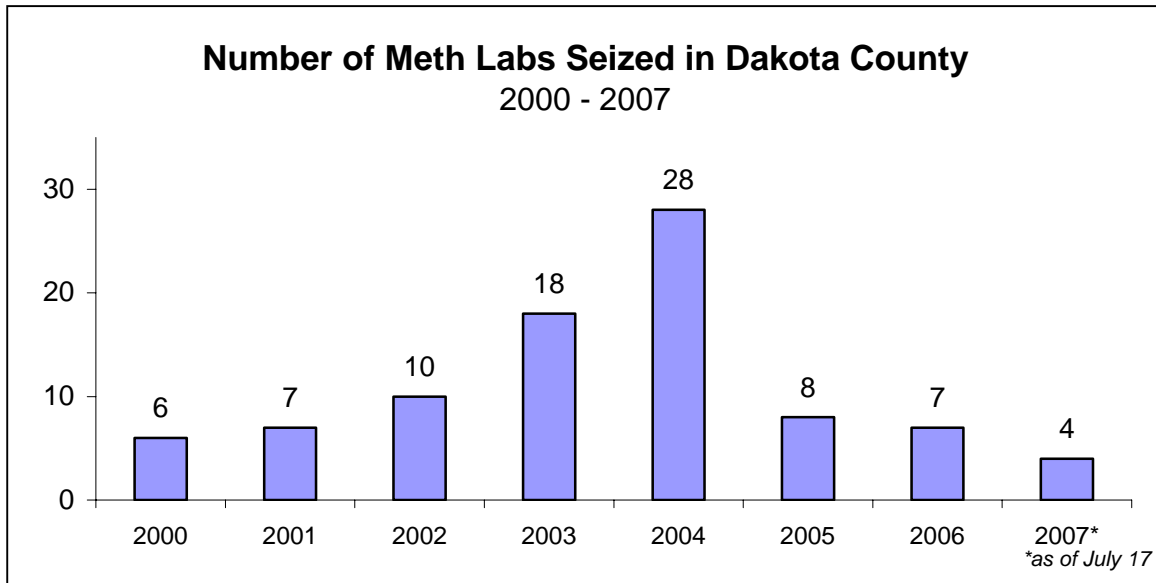
Sources: Dakota County Sheriff's Department
Dakota County Drug Task Force



- In Dakota County from 2000 to 2005, meth arrests as a percentage of all drug arrests increased each year.
- However, in 2006 the number of arrests attributed to meth decreased from nearly one-half to one-third of all drug arrests.
- According to the Dakota County Attorney's Office, approximately 16% of all felony crimes charged in Dakota County in 2006 involved the sale, manufacture, or possession of meth. If other crimes associated with meth use (such as theft, robberies, and crimes of violence) are added in, meth is involved in an estimated 25-30% of all felony prosecutions.
- The Dakota County Sheriff's Department estimates that at any point in time, meth users occupy about 25% of the 246 beds in the Dakota County Jail.
- The Dakota County Sheriff's Department estimates that the jail spends \$18,000 per year (50% of the total dental budget) for dental care for meth users.

*Sources: Dakota County Sheriff's Department
Dakota County Drug Task Force
Dakota County Attorney's Office*

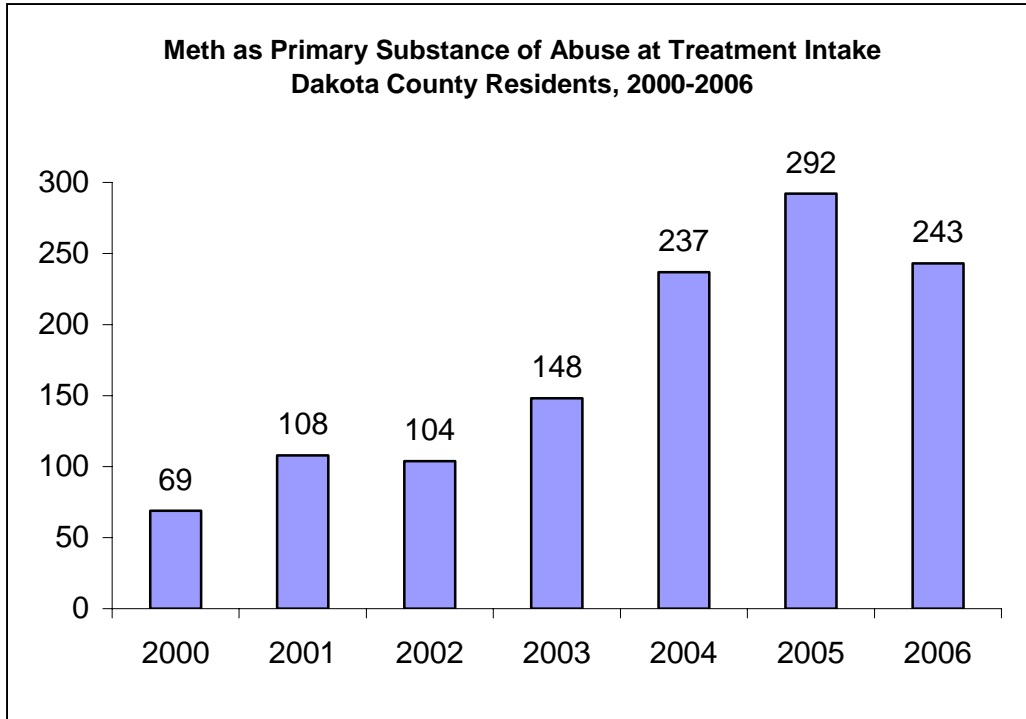
Meth Lab Seizures



- From 2000-2004, the number of meth labs seized in Dakota County increased 400%, reaching 28 in 2004.
- Starting in 2005, there was a dramatic drop in the number of lab busts in Dakota County, due in part to the state law that went into effect July 1, 2005, that restricted the retail sale of pseudoephedrine.
- Since the County adopted the ordinance covering meth lab cleanup in May 2003, the Environmental Management Department has written orders on 36 properties. All have been resolved by cleaning, testing, or other mitigation efforts.
- Property owners have paid the costs of cleaning up the contamination from all but two meth labs. Since 2003, Dakota County has spent \$3,506 in direct costs, excluding staff time, on the cleanup of the two properties. To date, \$500 of that money has been recovered through special assessment and court-ordered restitution. Restitution payments are continuing.

*Sources: Dakota County Drug Task Force
Dakota County Environmental Management Department*

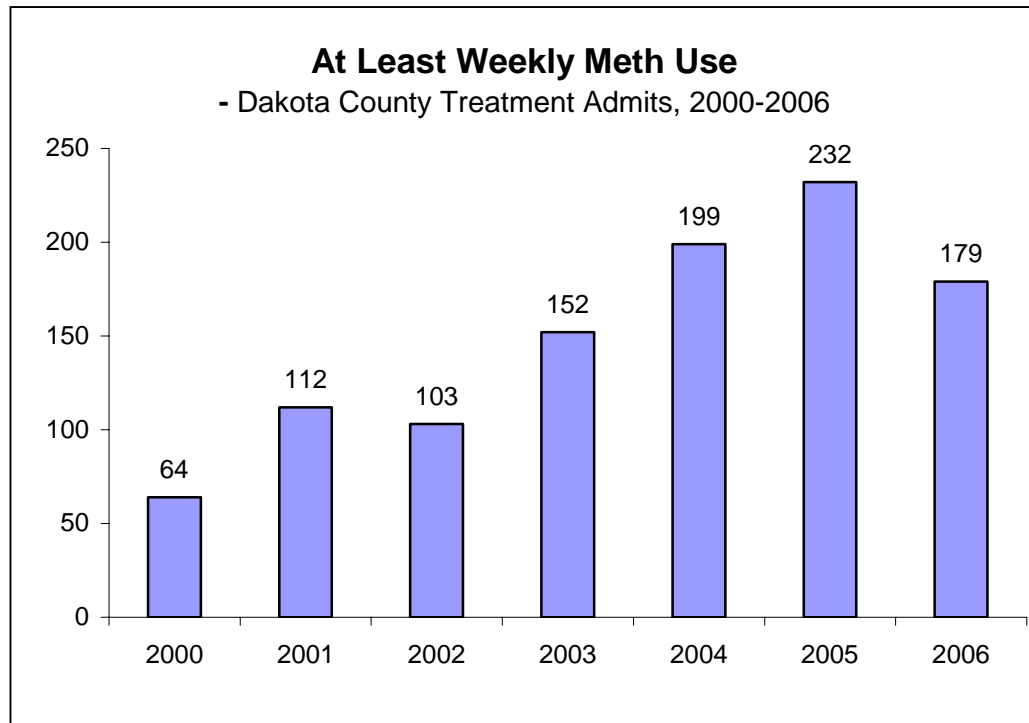
Chemical Dependency Treatment



- There has been a dramatic increase in the number of Dakota County residents who have entered chemical dependency treatment with methamphetamine self-reported as the primary drug.
- In 2005, 286 Dakota County residents reported meth use when admitted to chemical dependency treatment, a growth of more than 300% since 2000.
- However, in 2006, the trend dropped to about the 2004 level, with 243 residents reporting meth use.

Source: Minnesota Department of Human Services DAANES Report

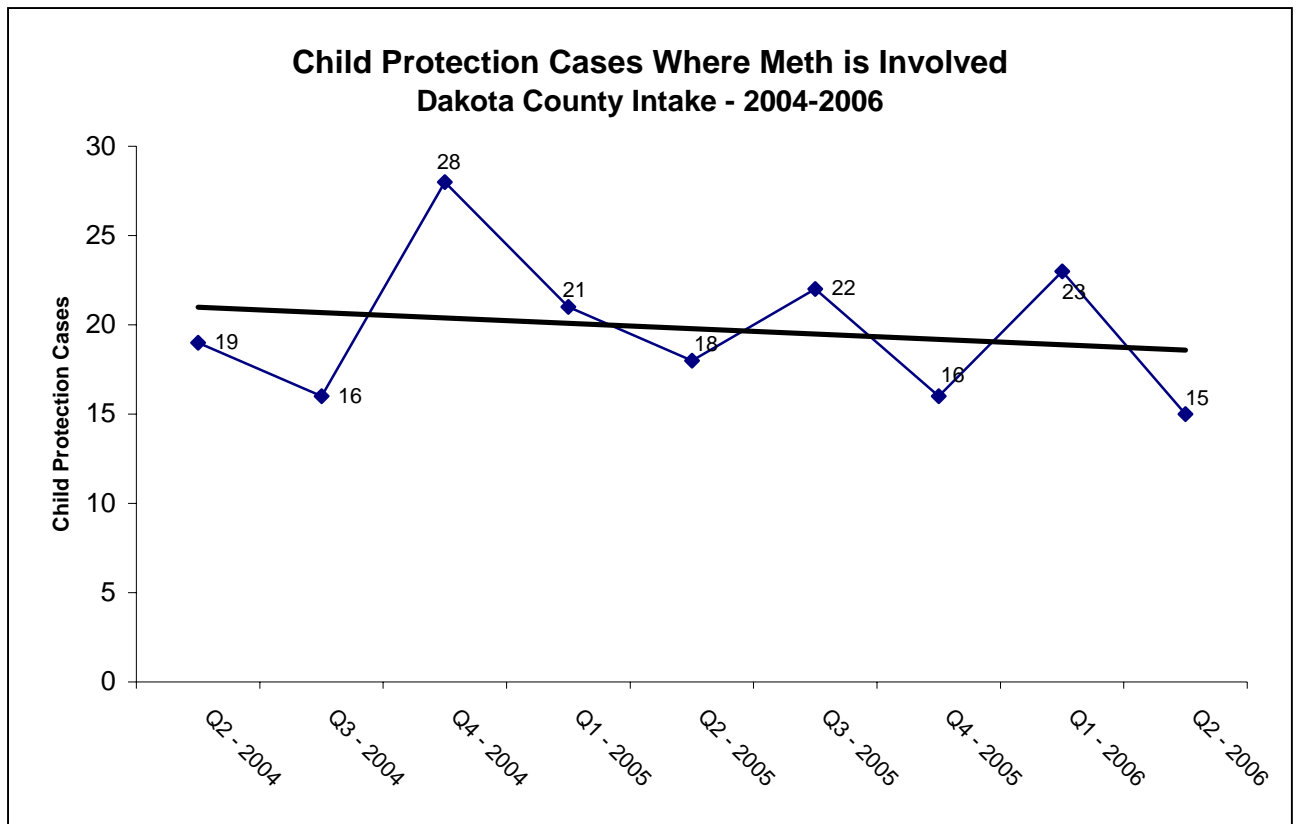
Chemical Dependency Treatment



- The frequency of meth use self-reported by Dakota County residents entering treatment increased dramatically from 2000 to 2005. However, paralleling other trends, self-reported meth use decreased in 2006.
- 232 residents entering treatment used meth at least weekly in 2005, more than four times the number in 2000. The number for 2006 dropped to 179 residents.

Source: Minnesota Department of Human Services DAANES Report

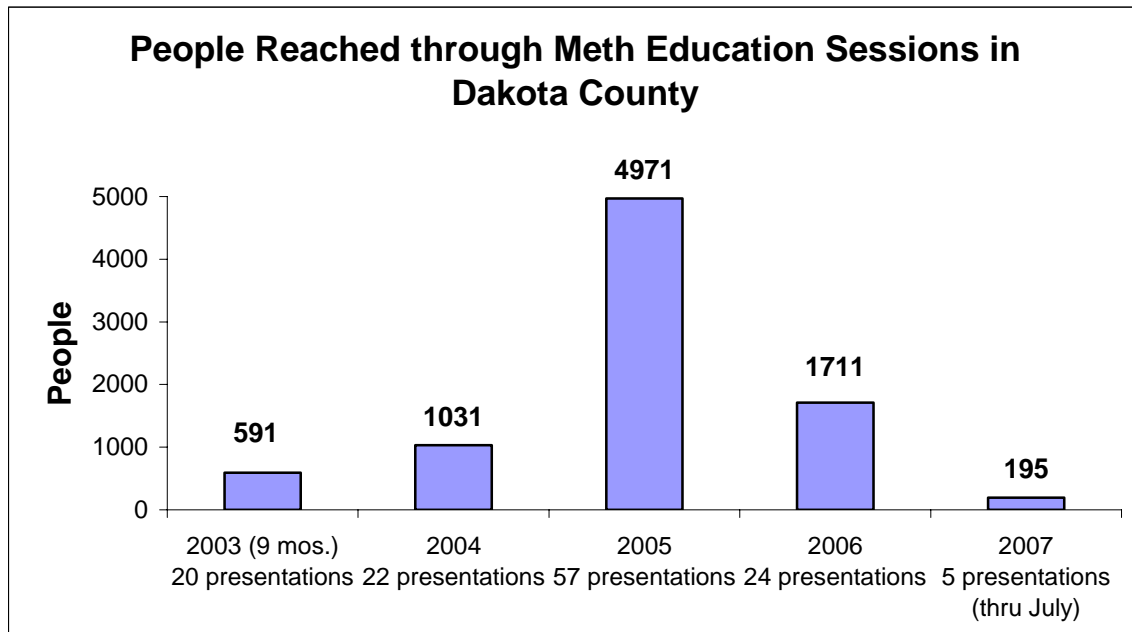
Child Protection



- Since Child Protection began tracking meth use as a primary issue in April 2004, the number of intake cases referred for assessment has remained relatively level, averaging 6.5 meth-involved cases per month, about 11% of all intake cases referred for assessment.
- A study of ongoing child protection cases that was conducted in June 2005 found that 33% (51 of 156 cases) involved meth use.
- The percentage difference (from 11% of Intake cases to 33% of ongoing cases) shows that as County child protection services staff work with families, they uncover meth use as a factor in additional families.

Source: Dakota County Social Services Department

Education and Outreach



- Since May 2003, Dakota County staff have delivered 126 educational presentations on meth to more than 8,400 people.
- Since 2004, local media in Dakota County have published at least 50 articles on the dangers of meth use and steps taken by the County to counter the increase in use and manufacturing.

*Sources: Dakota County Public Health Department
Dakota County Drug Task Force*

For more information about methamphetamine, visit these websites:

- [Dakota County Public Health Department – meth labs:](http://www.co.dakota.mn.us/HealthFamily/HealthyLiving/Preventing+Disease/MethLabs.htm)
www.co.dakota.mn.us/HealthFamily/HealthyLiving/Preventing+Disease/MethLabs.htm
- [Minnesota Department of Health - Environmental Health:](http://www.health.state.mn.us/divs/eh/meth/)
www.health.state.mn.us/divs/eh/meth/
- [Revealing Meth in Minnesota:](http://www.revealingmeth.com/home.htm)
www.revealingmeth.com/home.htm
- [National Institute on Drug Abuse: Research report on methamphetamines](http://www.drugabuse.gov/ResearchReports/methamph/methamph2.html#what)
www.drugabuse.gov/ResearchReports/methamph/methamph2.html#what
- [U.S. Substance Abuse and Mental Health Administration: "Tips for Teens"](http://ncadi.samhsa.gov/govpubs/PHD861/)
http://ncadi.samhsa.gov/govpubs/PHD861/
- [Parents The Anti-Drug:](http://www.theantidrug.com/drug_info/drug_info_meth.asp)
www.theantidrug.com/drug_info/drug_info_meth.asp