



# 2017 Solid Waste Progress Report



Introduction ..... 2

Policy Plan Progress Summary ..... 3

Waste Reduction and Reuse ..... 6

Recycling ..... 9

Resource Recovery (Processing) ..... 21

Land Disposal ..... 23

Outreach & Education..... 24

Household Hazardous Waste and Problem Materials..... 28

Dakota County Solid Waste Master Plan Revision ..... 31

## INTRODUCTION

This 2017 Solid Waste Progress Report provides an overview of Dakota County (County) projects and programs developed and continued in 2017 to meet the goals of the [Dakota County Solid Waste Master Plan 2012 – 2030](#) (Master Plan). The Master Plan, adopted by the Dakota County Board of Commissioners in March 2012, provides a framework for the County, residents, businesses, municipalities, and others to properly manage solid waste. Strategies focus on reducing land disposal through waste reduction and reuse, recycling, organics recycling, and resource recovery (i.e., conversion of waste into energy).

The Master Plan was developed in accordance with MN Stat. §§ 473.803 and 115A, which govern waste management in Minnesota. The Master Plan implements the Metropolitan Solid Waste Policy Plan 2016 -2036 (Policy Plan) which establishes waste management objectives for the Twin Cities Metropolitan Area (TCMA) counties<sup>1</sup>. Between 2014 and 2016 there have been several State law changes in the TCMA including: increased total recycling rate objectives from 50% to 75% by 2030, mandatory commercial recycling for certain businesses, a ban on sharps in recycling carts, and increased SCORE (Select Committee on Recycling and the Environment) funding to counties with dedicated amounts to be used strictly on organics management.

**Table 1. TCMA Policy Plan Objectives for Municipal Solid Waste (MSW) Management System (2016 – 2036)**

MSW Management Method	2015 TCMA System	2020	2025	2030	2036
<b>Source Reduction &amp; Reuse</b>		1.5%	3%	4%	5%
<b>Total Recycling</b> <i>(Recycling + Organics Recovery)</i>	49%	63%	68%	75%	75%
<b>Resource Recovery</b>	28%	35%	31%	24%	24%
<b>Maximum Landfill</b>	23%	2%	1%	1%	1%

Minn. Stat. § 115A.02 defines the Minnesota Waste Management Hierarchy (waste hierarchy) as the State's preference of how waste should be managed in this order:

1. waste reduction and reuse,
2. waste recycling,
3. composting of source-separated compostable materials, including but not limited to, yard waste and food waste,
4. resource recovery through mixed municipal solid waste composting or incineration,
5. land disposal which produces no measurable methane gas or which involves the retrieval of methane gas as a fuel for the production of energy to be used on site or for sale; and
6. land disposal which produces measurable methane and which does not involve the retrieval of methane gas as a fuel for the production of energy to be used on site or for sale without methane capture.

---

<sup>1</sup> TCMA Counties are Anoka, Carver, Dakota, Hennepin, Ramsey, Scott, and Washington.

# POLICY PLAN PROGRESS SUMMARY

**Progress Summary.** To manage our resources in an effective and environmentally-sound manner, Dakota County prioritizes managing municipal solid waste in accordance with the waste hierarchy; County programs and initiatives are designed to reflect this. It is important to keep in mind that because many programs are new or continuously adjusted to meet the needs of our community, some of the immediate benefits of the programs have yet to be realized.

## Progress Toward Policy Plan 2020 Objectives

In 2017, the County diverted nearly 60% of materials from entering a municipal solid waste (MSW) landfill. Total waste generation in Dakota County increased just over 1% in 2017.

## Progress-At-A-Glance

Progress Toward 2020 Policy Plan Objectives	Good Progress	Moderate Progress	Slow Progress
Waste Reduction (cumulative)			
Recycling and Organics Recovery			
Resource Recovery			
Maximum Land Disposal			


## WASTE REDUCTION AND REUSE

The Policy Plan objective for the TCMA counties is to reduce waste 1.5% by 2020; however, the MPCA has not defined actual reduction and reuse measures for reporting purposes. As a measure of waste reduction, Dakota County measures waste per capita growth compared to population. Overall waste generation in 2017 was 468,342 tons, up from 463,115 tons in 2016. MSW managed per capita increased from 1.10 tons in 2016 to 1.11 tons in 2017, an increase less than 1%. Although there was a small increase in per capita waste generation, the County continued to support local waste reduction efforts through the reuse area at [The Recycling Zone](#) and increased promotions of reuse outlets in the community.



## RECYCLING (TRADITIONAL MATERIALS AND ORGANICS RECOVERY)

The County is not meeting the 2020 Policy Plan objective to recover 63% of waste generated by 2020 through recycling and organics recovery. In 2017, 226,164 tons of MSW were recovered for a 48% recycling rate. Of that, 97,528 tons were organics, an 18% increase in organics collection over the previous year. The overall amount recycled (including both traditional recyclable materials and organics), by weight, increased just over 2% from 2016. The County continued to



support local recycling efforts through ongoing programs with cities and townships and through recycling initiatives at The Recycling Zone, community events, parks, County office buildings, businesses, rural farms, and schools. Further, efforts by the County to capture additional organics included the implementation of a second residential drop site at Lebanon Hills Regional Park in November 2017 along with the continuation of an internal source separated organics collection program at all County-owned or leased facilities.

## RESOURCE RECOVERY

---

The County contributed minimally toward the TCMA resource recovery objective to convert 35% of MSW for energy recovery by 2020. In 2017, 47,952 tons of MSW was converted into energy at a resource recovery facility for a 10% resource recovery rate. The total amount of MSW sent to a resource recovery facility decreased by 3,237 tons (6%) from 2016 to 2017. Public entities (i.e., TCMA cities and counties, schools) are required by law to deliver waste that is not reused, recycled, or delivered for organics management to a resource recovery facility. In addition, the County includes resource recovery reporting as part of its Community Funding Program, through the Resource Management waste management contract for County operations, and by leasing land in Empire Township for a transfer station to deliver MSW to a resource recovery facility. Enforcement of statutory laws (MN § 473.848) by the MPCA may aid the County in increasing its resource recovery rate, but without significant changes in the waste system the County will continue to be challenged to meet Policy Plan objectives for resource recovery.

Slow Progress

## MAXIMUM LAND DISPOSAL

---

The County contributed minimally towards achieving the 2020 Policy Plan objective for TCMA counties to landfill a maximum of 2% of MSW by 2020. In 2017, 194,226 tons of County MSW waste was landfilled or 41% of total waste generation, up from 190,486 tons landfilled in 2016. The overall amount of waste landfilled increased by 2% between 2016 and 2017; however, the overall percentage of MSW that was landfilled remained stable. The County's land disposal rate is affected by the success of reduction, reuse, recycling, organics recovery, and resource recovery efforts. However, as identified in the Master Plan, the County anticipates continued challenges in diverting waste from landfills. Without changes in the TCMA waste system, and given that two MSW landfills that serve the TCMA are located within Dakota County, the County will continue to face substantial barriers.

Slow Progress

## OUTREACH AND EDUCATION

---

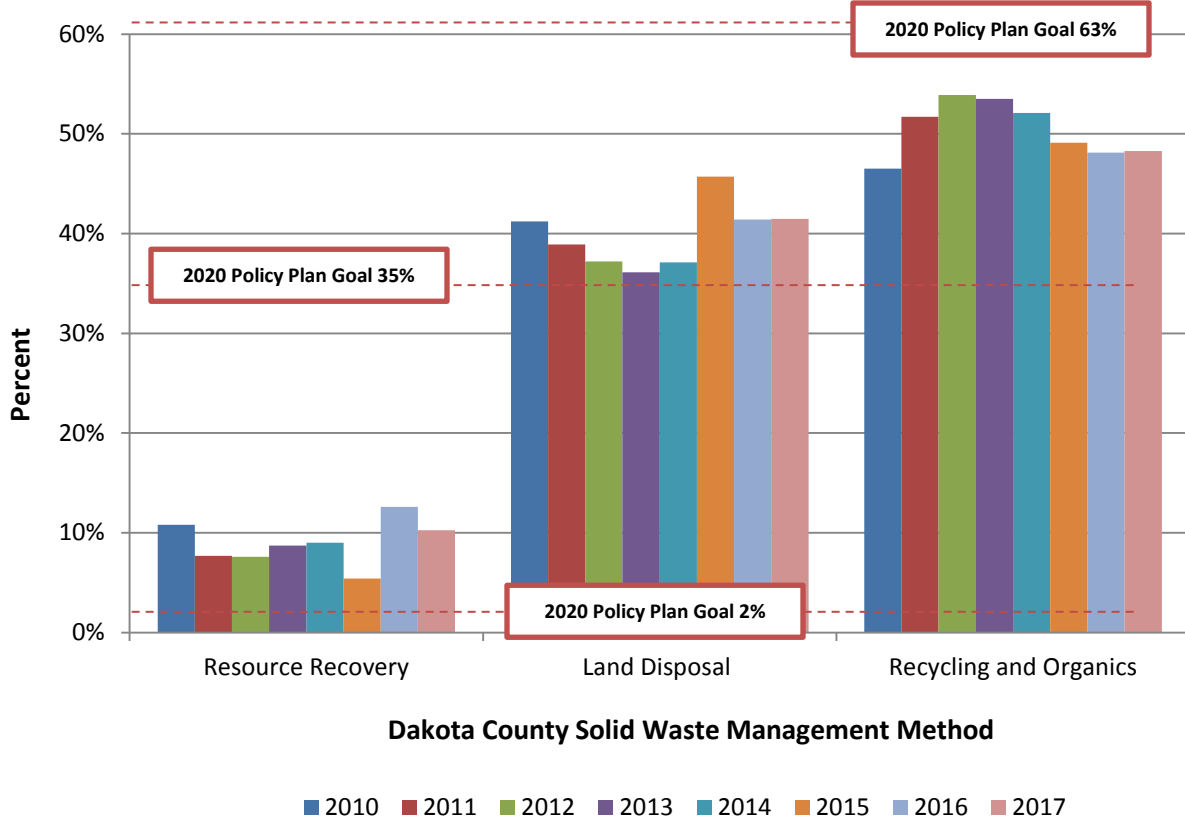
The Policy Plan does not establish objectives for outreach and education but strategies were included in the Master Plan to address public education requirements in State law (MN Stat. §§ 115A.552 and 115A.96). In 2017, outreach and education efforts continued to play an essential supportive role in programs and were a primary tool used by the County to influence how waste was managed. The County continued to work cooperatively with cities and partners on a large number of outreach strategies to shift more waste up the waste hierarchy.

## HOUSEHOLD HAZARDOUS WASTE AND PROBLEM MATERIALS

---

The Policy Plan does not include numeric objectives for household hazardous waste (HHW) and problem materials. However, the County included strategies in the Master Plan to support Policy Plan goals to protect the environment and public health and to address State law requirements (MN Stat. § 115A.96) for the County to implement a HHW management plan. The County continues to provide a premier HHW program at The Recycling Zone. In 2017, participation in HHW programs decreased 6% from 2016. Although overall participation was slightly less, the amount of usable products recovered from the reuse room at The Recycling Zone increased by 59,457 pounds (29.7 tons), nearly 18% more reuse compared to the previous year.

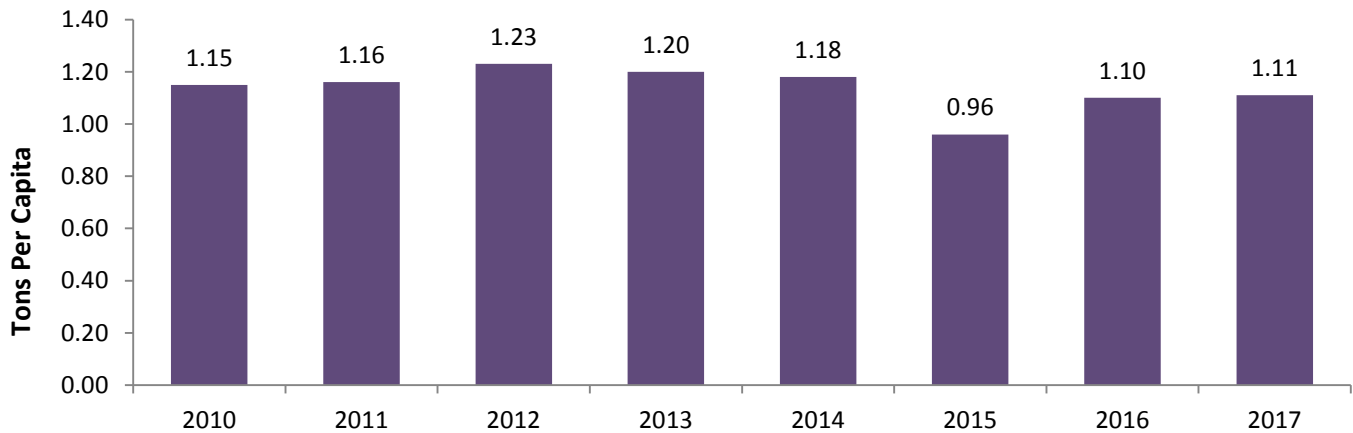
**Table 2. 2010-2017: Progress toward 2020 policy plan objectives**



## WASTE REDUCTION AND REUSE

Waste reduction and reuse efforts are difficult to quantify. Measuring changes in the total amount of MSW managed is not sufficient in tracking progress for source reduction efforts because it does not take into account increases in the County's population or trends in how much money American households spend on goods and services. Therefore, the County measures source reduction as waste per capita. In 2017, the amount of MSW managed per capita had a slight increase from 1.10 tons in 2016 to 1.11 tons in 2017. The average amount of waste created per person in Dakota County the past eight years is 1.13 tons (2,260 pounds). Although per capita waste generation increased from the previous year, the waste per person rate in 2017 was 2.6% lower than the average generation rates from the previous seven years.

**Table 3. Dakota County MSW Management Per Capita**



**Summary of Waste Reduction and Reuse Strategies Implemented:** Over the course of 2017, waste reduction and reuse initiatives continued at The Recycling Zone and at monthly Fix-It Clinics. In addition, Dakota County partnered with the Ad Council and the Natural Resources Defense Council through the “Save the Food” national public service campaign to build consumer awareness and action to reduce the amount of food that goes to waste.

### INCREASE REUSE OPPORTUNITIES

Master Plan Strategy: Increase reuse opportunities at The Recycling Zone or other public locations.

### RECYCLING ZONE REUSE

The Recycling Zone has a reuse area where residents can drop off and pick up paints and other household products for free. Over 391,000 pounds of latex paint, oil-based paint, and other chemicals were taken from The Recycling Zone's reuse area shelves in 2017. This saved Dakota County \$300,782 in avoided disposal costs.

### COUNTY OFFICE REUSE

Dakota County leveraged other public entity connections to reuse. Trash containers that were no longer being used in County facilities were given to schools and the Metropolitan Mosquito Control District's office in Rosemount. Internally, the County reused 23 surplus containers at various facilities throughout the County, including Camp Spring Lake Park and the Dakota County Fairgrounds. Through the Public Surplus website, the County sold items to 112 bidders including recycling/trash bins, chairs, file cabinets, bookshelves, hardware, desks, electronics, and other surplus items that were no longer being used for County purposes. Over \$4,700



in proceeds were received by the County through these sales. In addition, the County recycled 14,454 pounds of electronics and donated 241 computers and 38 printers to PCs for People.

### **Green Meeting Kit**

Dakota County's Environmental Resources Department provides a Green Meeting Kit that includes reusable service ware including plates, utensils, cups, and bowls. The Green Meeting Kit is available for all County departments to check-out for meetings and gatherings.



*A resident is guided on how to fix a vacuum at a Fix-It Clinic*

### **EXPAND PROMOTION OF REUSE OPPORTUNITIES**

Master Plan Strategy: Develop and provide an education and reuse outreach program.

### **Fix-It Clinics**

Dakota County sponsored twelve Fix-It Clinics in 2017. At clinics, residents bring clothes, small electronics, and other household items that need repair and receive free guided assistance from skilled volunteers. Clinics build community connections and reduce the number of repairable objects that are thrown in the trash.

Nearly 330 residents participated in one of the twelve clinics held in the County in 2017. More than 475 items were fixed on location or residents were shown how to fix them at home. The 82% repair rate kept 2,647 pounds of household goods from being tossed in the trash.

### **ReUse Guide**

Dakota County maintains a [ReUse Guide](#), which is available on Dakota County's website for residents to download, print, or access through an online map-based format. The Reuse Guide features local businesses and organizations that accept donations for reuse ranging from clothing and accessories to shoes, books, toys, bedding, furniture, and other home goods. There are nearly 50 locations in Dakota County accepting reusable donations, including charities, thrift shops, and collection drop-boxes. The Reuse Guide also provides local information on where to buy and sell used goods.

### **Partnering with ReUSE Minnesota**

The non-profit [ReUSE MN](#) launched a website [directory](#) to find businesses that repair, rent, and buy and sell used items. Dakota County is partnering with ReUSE Minnesota to integrate the business listings from the Dakota County ReUse Guide into the new ReUSE Minnesota website.

### **ENVIRONMENTALLY PREFERABLE PRACTICES**

Master Plan Strategies: Use environmentally preferred practices (EPP) standards specification in County operations and encourage use by public entities and improve waste contracts to reduce waste and increase recycling in County operations.



The County's Procurement Policy includes provisions for procurement of environmentally-preferable products that go beyond state statutory requirements, including requirements for acquiring products and services that result in reduction of waste, reduction of toxins and pollution, reuse, support strong recycling markets, reward manufacturer responsibility and reduce water and energy use. A multi-department Green Initiative team meets quarterly to prioritize products and services for EPP consideration. Standards for use of 100% recycled content copy paper and compostable products in buildings that have organics recycling programs, and lists of environmentally-preferable office products are promoted.

## PREVENTING WASTED FOOD



Interactive food waste prevention banners on display at the 2017 Dakota County Fair.

Master Plan Strategy: Expand reduction and reuse efforts in the Community.

In 2017, Dakota County launched a Food Waste Prevention initiative with the goal to reduce wasted food in households. Unlike the majority of food waste prevention programs across the nation, Dakota County started this initiative before residents have easy access to organics recycling programs. Programs such as composting, while better than landfilling food, do not relieve the stress on the land, air, and water from the effects of farming, processing, and transportation.

Dakota County partnered with the Ad Council and the National Resources Defense Council to leverage the existing national "Save the Food" campaign and build on their media relationships. The Ad Council customized campaign materials for Dakota County to reach residents. County staff also adapted the Environmental Protection Agency's resources

from the "Food: Too Good to Waste" toolkit like meal planners and food storage tools and made them available online for residents.

In 2017 Dakota County residents and visitors saw "Save The Food" videos, print materials, and more at many locations across the County, including in School District Community Education brochures; at Burnsville and Hastings summer Movies in the Park; and at the Rosemount, Lakeville, and Hastings movie theatres. City partners also shared information in their newsletters and on public access channels. The County's collaboration through the national campaign allows for donated media using designed and tested images and text, saving County resources while communicating an important message. With "Save the Food" as its theme this year at the County Fair, the Dakota County Government Building was covered in educational exhibits informing visitors how to better store, cook, and shop for food. Overall, the campaign was seen 1.09 million times which does not include impressions from online and billboard ads. County staff and city partners directly engaged



Farmington trash truck spreading the Save the Food message.

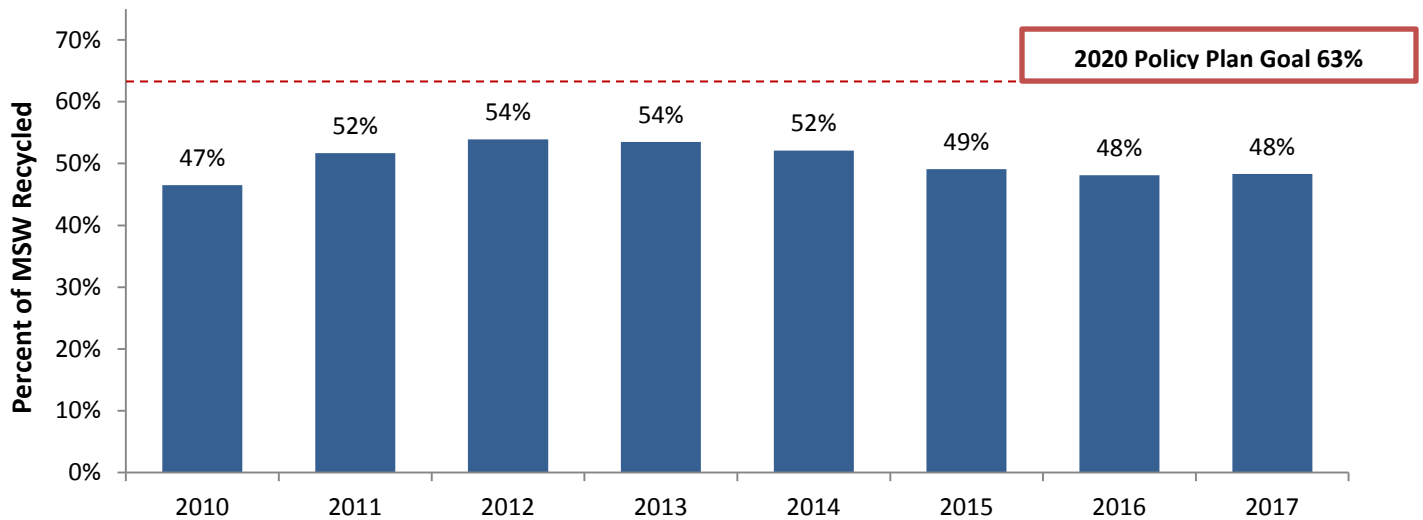
nearly 7,700 residents throughout the year at farmers markets, movie screenings, and presentations.

## RECYCLING

In 2017, a combined total (traditional recyclables plus organics recovery) of 226,164 tons of MSW was recycled for a 48% recycling rate in Dakota County. By weight, the overall amount recycled increased by 2% from 2016. Compared to 2016, paper recycling decreased by 1% (892 tons); metal recycling decreased by 7% (777 tons); glass recycling decreased by 10% (1,395 tons); and plastics decreased 13% (493 tons).

Of the 97,528 tons of organics recovered in 2017, an increase of 18% over the previous year, 8,392 tons of food went to food donation programs to help people in need (146% increase); 20,894 tons were made into animal feed (33% increase); 3,533 tons were managed through commercial source-separated organics composting programs (52% decrease); and 64,710 tons of yard waste was composted (15% increase).

**Table 4. Dakota County Combined Recycling Rate (Traditional Recycling plus Organics Recovery)**



**Summary of Recycling Strategies Implemented:** The County continued its work to increase recycling and organics recovery rates by partnering with cities, townships, businesses, and schools, and community events. The County continued its internal recycling and organics programs throughout the County's office buildings and parks. In addition, the County provide opportunities for residents to recycle organics from home and while camping in County parks. A school recycling e-news was launched that provides tips, tricks, and other resources to improve and promote recycling programs in schools. Further, the Dakota County Business Recycling Incentive Program was recognized by Blue Cross and Blue Shield of Minnesota as part of their Trailblazer Tour.

## RECYCLING AT THE RECYCLING ZONE

Master Plan Strategy: Ensure and provide opportunities to recycle.

In addition to being a place for residents to dispose of and reuse household hazardous waste, residents and businesses can also bring other recyclable materials to the Recycling Zone. In 2017, the Recycling Zone collected over 890 tons of paper/cardboard, scrap metal, mixed containers, and plastic bags for recycling.

## EXPANDED RECYCLING AT COUNTY FACILITIES

Master Plan Strategy: Collaborate to improve recycling at public properties.

Dakota County has policies in place requiring staff to shred documents that contain confidential information. The County requires the shredding vendor to shred material and deliver the shredded paper to a paper mill for recycling. This protects privacy, while still diverting waste. In 2017, Dakota County recycled 253,199 pounds of shredded paper from its internal operations.

## COMMUNITY FUNDING PROGRAM CONTINUES

Master Plan Strategy: Collaborate to improve recycling at public properties.

The Community Funding program provides funding to municipalities to advance Master Plan objectives through programs and practices designed to meet waste abatement goals. The program addresses County priorities identified in the Master Plan. Most recently, collaborative priority efforts have increased recycling and organics diversion opportunities at parks and events.

In 2017, Dakota County worked with municipal partners to develop a more accurate accounting of time and expenses to prepare for priorities under the anticipated 2018-2038 Master Plan. The goals were to reduce or eliminate activities that do not have a direct correlation to diverting waste; to develop mechanisms to institutionalize recycling at the local level; to ensure adequate time and funds are allocated for municipality responsibilities; and, to increase accountability for program results and funds expended. The 2017-2018 transition years place the County and municipalities in a better position to make implementation decisions related to a new Master Plan.

### *Municipality waste audits*

The County's 2017 Community Funding Program required municipalities to measure and report waste diversion weights for municipality-controlled facilities and public areas and to increase the recycling rate with organics collection at municipal facilities, if feasible. County staff assisted with the feasibility determination by conducting waste sorts at 11 municipal facilities and two community centers. Waste sorts provide a snapshot for how much material is being recycled or thrown away over a two to three day period. By performing waste sorts, municipalities could determine the amount of contamination in recycling and the amount of recyclable materials still in the trash. Waste sorts also provide data on the amount of organics (food and compostable products) that could be captured in an organics collection program. Overall, the waste sorts revealed



Unique items like corks [are](#) accepted at The Recycling Zone.

recycling rates higher than anticipated. In addition, the waste sorts helped identify whether organics recycling is a sound addition within each city's recycling program.

### ***Recycling in municipal buildings***

As noted above, Community Funding paid for waste sorts at 11 municipal facilities and two community centers in 2017. The waste audits helped fine-tune existing internal recycling programs. For instance, Dakota Valley Recycling, which represents the cities of Apple Valley, Burnsville, Eagan, and Lakeville, started organics recycling at Eagan and Apple Valley City Halls a couple months before the waste sort. The results helped Dakota Valley Recycling move ahead with introducing better recycling and organics collection to other municipal buildings.



*Recycling was added to the popular Cascade Bay through Dakota Valley Recycling.*

### ***City park recycling***

Dakota County and municipalities continued to enhance recycling in public spaces and parks. In 2017, an additional seven parks have recycling bins next to every trash container with labels indicating what is accepted. Recycling and trash amounts were tracked in many parks to see how well residents are recycling. Rosemeont discovered that 47 cubic feet of recycling was collected in four parks (312 pounds) each week, totaling more than 8 tons for the year.

### ***City-sponsored Collections***

City-sponsored collection events provided opportunities for residents to drop off bulky or hard-to-dispose items. A total of 36 collection events held in 2017 diverted an estimated 717 tons of recyclable materials, including:

- 184 tons of paper to shred and recycle
- 138 tons of appliances recycled
- 35 tons of scrap metal recycled
- 27 tons of tires to recycled
- 24 tons of pumpkins composted
- 6 tons of mattresses recycled
- 4.35 tons of bikes reused
- 2.57 tons of carpet recycled



*West St. Paul and several other cities collected pumpkins after Halloween.*



## EXPANDED RECYCLING WITH PARTNERS



*Principal Quennel Cooper, head custodian Richard Mix, kitchen manager Lori Kadrlík, and student Green Team Spartans at Pine Bend Elementary School accept their School Recycling Program certificate of recognition.*

Master Plan Strategy: Provide support to public entities to improve recycling in their operations.

### ***School Recycling Program***

Dakota County continued to provide free on-site technical assistance and training, containers, labels, compostable bags, and educational resources to public and private schools through the School Recycling Program. After an application process, 14 schools were accepted into the 2016-2017 program. Overall, project improvements included:

- **Increasing overall waste diversion 12% in participating schools, capturing almost 30% more recyclables and nearly 20% more organics**
- Pairing over 1,500 trash containers with

recycling, and labeling all new and existing containers

- Setting up cafeterias with labeled, color-coded waste sorting stations to collect liquids, recycling, organics (if applicable), and trash
- Starting share tables at several schools to allow students to donate unopened food at lunch
- Increasing the amount of food served in bulk to reduce food and packaging waste
- Providing waste education to teachers, kitchen staff, and students at each school
- Working with custodial staff to improve or implement best practices for waste diversion and collection
- Implementing or improving organics diversion programs at six schools
- Recognizing participating schools with a certificate, electronic logo for their website, window decals, and a final report.

The 2016-2017 program year participants: Inver Grove Heights Public Schools, South St. Paul Public Schools, All Saints Catholic School, Good Shepherd Lutheran School, and Trinity Lone Oak Lutheran School.

### ***Adopt-A-Highway and County Volunteer Clean-up Programs***

A pilot project was launched in partnership to incorporate recycling into current litter clean-up practices. The Adopt-A-Highway and County volunteer clean-up programs had been collecting all litter as trash. Through the pilot, volunteers were offered translucent, blue bags for recycling and educated on what litter could be recycled.

All general County volunteer clean-up events in 2017 used recycling bags, resulting in 869 pounds of trash and 176 pounds of recycling collected in 2017 (roughly 17% of all material collected was recyclable). About 50% of Adopt-A-Highway clean-up groups opted to separate recycling. Overall, 1,353 bags of trash and 34 bags of recycling were collected over the 302 miles covered in this program.

As a result of this trial, recycling collection will continue to be included as a part of County clean-up programs, as the myths of little to no recyclables or difficulty of separate collection were debunked. Dakota County will present lessons learned to city recycling coordinators to encourage cities to enjoy similar success at their events.



*Clean-up volunteers tried out separating recyclables from the trash.*

### ***Businesses Recycling Assistance***

Master Plan Strategy: Help businesses develop recycling programs.

#### ***Business Recycling Incentive Program***

The Business Recycling Incentive Program focuses on businesses and organizations affected by the mandatory recycling requirement. The County allocates up to \$10,000 per business location to start or improve recycling or organics collection programs.



*Sun Country Airlines added recycling to their Commissary in Mendota Heights.*

Participants are required to work with the County's technical assistance consultant to implement improvements that follow best management practices and document pre- and post-program implementation for a final report. Program outreach focused on commercial generators with the most potential to divert materials (e.g., grocery stores, restaurants, etc.). Forty-four business contracts were issued for program participation in 2017, requesting just over \$200,000 to implement waste reduction and recycling improvements. Through the program, 33 instances of measurable diversion amounting to nearly 410 tons of material diverted annually that previously were going to landfills.

#### ***Multiunit Pilot Project***

A multiunit pilot project was launched in 2017 to apply best management practices researched in 2016. A contract for professional services was executed in 2017 with work starting in 2018. Contract templates were created for multiunit properties

and resources were developed for resident and staff education. Priority properties were identified and an outreach and implementation plan was developed for 2018.

## EXPAND OPPORTUNITIES FOR RECYCLING NON-TRADITIONAL MATERIALS

Master Plan Strategy: Add recycling for difficult materials.

### *Agricultural and Boat Wrap Film Plastic Project*

The County continued its highly successful agricultural film and boat wrap plastic recycling program, providing farmers and boat owners an environmentally-preferable option to manage plastic film instead of landfilling, or illegal disposal or burning. In 2017, 2,666 pounds of boat wrap from marina operations and 17,500 pounds of agricultural plastic (e.g., silage bags, silage bunker covers, and bale wrap) were collected and recycled.

Collected material was taken to a special processor that can recycle the bulky plastic. Boat wrap was collected at a centralized location in the spring when storage locations were removing the winterization wrap. Agricultural film plastic was collected from May to December at three centralized locations in the rural area. The program was strategically promoted to boat storage locations and about two dozen dairies and livestock farms.

### *Rural Tire Recycling*

The County provided funding to the Rural Solid Waste Commission (RSWC) for waste tire management in the rural area. A waste tire collection was held in Marshan Township and promoted across the thirteen townships and six rural cities that comprise the RSWC area. The event was successful with just over 17 tons of tires collected. Tires were sent to be processed into crumb rubber and used for a variety of purposes, including for athletic tracks and as a substitute for stone aggregates.



*Tires collected for recycling in Marshan Township*

## COMMUNITY FESTIVALS & THE DAKOTA COUNTY FAIR

Master Plan Strategies: Ensure and provide opportunities to recycle and build on public recycling program infrastructure to introduce organics diversion in County buildings, at County and city events, and in public schools.

### *Municipality-Sponsored Events*

In 2017, the County provided outreach to 31 municipal events to improve recycling collection, 20 of which included organics collection. Containers and educational resources, volunteer assistance, and on the ground assistance was provided, if needed. Below is a summary of community events that provided data.



Event or Festival	Recycling, Organics, or both?	Event location (city)	2017 REPORT	
			Weights (recycling, organics, trash), lbs	Waste diversion rate* (%)
Eagan Market Fest	Both	Eagan	R=1572 lbs. O= 540 lbs. T= 828 lbs.	72%
4 <sup>th</sup> of July Funfest	Both	Eagan	R=7860 lbs. O=945 lbs. T=2070 lbs.	81%
Eagan Art Fest	Both	Eagan	R= 3144 lbs. O= 1080 lbs. T= 1656 lbs.	72%
Halloween Hodgepodge	Both	Eagan	Waste generated=regular recycling rate	33%
Burnsville International Fest	Recycling	Burnsville	R = 786 lbs. T = 414 lbs.	66%
Burnsville Firemuster	Both	Burnsville	R=5325 lbs. O=100 lbs. T=2070 lbs.	79%
Lakeville Fire Waffle Breakfast	Both	Lakeville	R= 310 lbs. O= 945 lbs. T=10 lbs.	99%
Lakeville Heritage Waffle Breakfast	Both	Lakeville	R=75 lbs O= 540 lbs T= 1.5 lbs.	99%
Lakeville Earth Day Celebration	Both	Lakeville	R=786 lbs. O=800 lbs. T=50 lbs.	97%
Taste of Lakeville	Both	Lakeville	R=2130 lbs. O=400 lbs. T=1400 lbs.	64%
Night to Unite Organizers Picnic	Both	Apple Valley	R= 50 lbs O= 75 lbs T= 12 lbs	90%
Apple Valley Freedom Days	Recycling	Apple Valley	R= 786 lbs. T= 828 lbs.	49%
Dew Days	Recycling	Farmington	2000 lbs. total reported by hauler	32%
Rivertown Days	Recycling	Hastings	R=320 lbs. T=6,320 lbs.	5%
Food Truck Day	Recycling	Inver Grove Heights	R=42.3 lbs. T=76.5 lbs.	36%
5k Race	Both	Mendota Heights	R=40 lbs. O=8 lbs.	Unknown, no trash weight
Leprechaun Days	Both	Rosemount	R=1680 lbs.	59%

○			O=1000 lbs. T=1877 lbs. Plastic film=14.5 lbs.	
Celebrate Empire	Both	Empire	R=45 lbs. O=90 lbs.	85%
Randolph BBQ	Both	Randolph	R=560 lbs. O=3,400 lbs. T=1940 lbs.	67%
Township Officer Meeting	Both	Empire	R=not weighed O=12.4 lbs.	85%
On the Road Again	Both	South St. Paul	R=524 lbs. O=105 lbs.	Unknown, no trash weight
Kaposia Days	Recycling	South St. Paul	R=0.45 yards	Unknown, no trash weight
City Open House	Both	West St. Paul	O=51.2 lbs.	Unknown, no trash/recycling weight

### Community Festivals and Events

Outside of city-sponsored events, Dakota County provided resources for 21 community events. Nine of these events introduced recycling and five events had organics collection for the first time. Six events collected waste diversion data, summarized below.

Community Event	Recycling, Organics, or both?	Event location (city)	2017 REPORT	
			Weights (recycling, organics, trash), lbs	Waste diversion rate* (%)
South St. Paul/Mendota Hgts. Safety Camp	Both	South St. Paul	R=2.2 lbs. O=11.8 lbs. T=9.2 lbs.	60%
Ramble Jam	Recycling	Farmington	R=1,776 lbs.	50% (estimate)
MN Scottish Fair & Highland Games	Both	Eagan	Not shared	89%
4 <sup>th</sup> of July Picnic (Resident)	Both	Eagan	R=6 lbs. O=5.2 lbs. T=2.2 lbs.	84%
Carlson Campaign	Both	Eagan	R = 4.6 lbs. O=3.7 lbs. T = 1.2 lbs.	87%
Master Gardeners Event	Both	Eagan	O=30.5 lbs.	Unknown, no trash/recycling weight



*Staffing an event waste station in Lakeville.*



*Weighing organics at a West St. Paul event.*



*Sorting out contamination at Rosemount's Leprachaun Days.*

### ***Dakota County Fair***

County staff coordinated recycling at the annual Dakota County Fair using recycling and organics containers and many volunteers. This year, nearly three out of four food vendors collected organics in their booths; almost double from the previous year. Volunteers were recruited to provide information to fairgoers on what goes where at waste stations throughout the fair and to highlight why these actions are important. Following the fair, the first Green Squad Open House Celebration was hosted to recognize the efforts of the largest number of volunteers to date – 75 volunteers totaling 278 hours!



*Volunteers help attendees recycling at the County Fair*

## ENHANCED ORGANICS COLLECTION OPPORTUNITIES

Master Plan Strategy: Build on public recycling program infrastructure to introduce organics diversion in County buildings, at County and city events, and in public schools.

### *Enhanced County Building Organics Collection*

Currently, Dakota County has 15 buildings or parks facilities diverting organics. In 2017 improvements to the internal organics program included:

- Coordinating an “organics floater-bin” to be placed, upon request, in meeting rooms or atriums if food is being served during a County-sponsored meeting or event
- Eliminating non-BPI certified serviceware products from being purchasing by staff through the office supply system
- Relabeling organics collection containers at Western and Northern Service Centers
- Working with Employee Relations to provide recycling information for new employee training sessions
- Updating County’s intranet to reflect the most recent list of acceptable and unacceptable materials

### *Organics at Campgrounds*

For the second season, campers at Lebanon Hills and Lake Byllesby campground, and White Tail Woods Camper Cabins were able to collect organics recycling. Each visitor was given a Campground Recycling Kit that contained a blue bag for recyclables; a green, compostable bag for organics; a black bag for trash; and a card that describes where to put materials. Signs at the campground waste stations and on dumpsters told campers where to place each bag.

### *Organics Recycling in Municipal Buildings*

The municipal waste sorts mentioned above helped determine if organics recycling would be worth collecting in each building., County staff recommended adding organics recycling to six buildings that had at least 30% of trash made up of food or other compostable material. Two facilities already had organics but found major improvements could be made.

As an example, after finding that they could divert up to 97% of the total waste stream generated in their City Hall, the City of Mendota Heights decided to implement organics collection. New organics containers and bags and compostable flatware were purchased. Employees were educated through training sessions and email messages. Mendota Heights became the fourth city hall in Dakota County to implement organics collection, following Apple Valley, Eagan, and Lakeville.



*Organics recycling added to Eagan City Hall.*



## SUPPORTED SOURCE-SEPARATED ORGANICS CAPACITY FOR THE TCMA

Master Plan Strategy: Manage the lease on County-owned land in Empire Township to provide organics management capacity.

### *Lease land to private sector*


The County continued to lease County-owned land in Empire Township to a private company that operates both source-separated organics composting and yard waste composting facilities. This is one of two permitted source-separated organics composting facilities that serve the TCMA.

## RESEARCHED AND IMPLEMENTED METHODS FOR ORGANICS DIVERSION

Master Plan Strategy: Evaluate and improve County and city tools for improved organics management by residents, businesses, and public entities.

### *Backyard Compost Bins for Residents*

Dakota County partnered with the Recycling Association of Minnesota to offer discounted prices on backyard compost bins and rain barrels. Dakota County residents received \$15 off backyard compost bins and \$20 off rain barrels. Residents purchased 55 discount compost bins to start their own backyard composting.



*Residents were excited to use the new organics recycling drop-site at Lebanon Hills Regional Park.*

### *New Residential Organics Drop Site*

In November 2017, Dakota County launched its second residential organics drop site at the Holland Lake Trailhead in Lebanon Hills Regional Park in Eagan. Although all Dakota County residents may participate in this program, an invitation was mailed to approximately 6,000 households located within a two mile radius of the site for a focused recruitment. County staff provided three training sessions to over 100 residents in October and another 75 residents attended an open-house of the new enclosure space in November.

Residents are required to sign up to participate in the program, and by the end of 2017, 1,553 households had registered for both sites. Both drop sites collect approximately 2,300 pounds of residential organics each

week. The collected organics are delivered to The Mulch Store, a commercial compost facility located near Rosemount.

### *Analysis of Residential Organics Recycling in Dakota County*

Dakota County hired a consultant to study the relative costs and effectiveness of two residential curbside organics collection methods:

- 1) "Separate Collection" in a separate cart using a separate truck; and
- 2) "Co-Collection with Trash" where organics are placed in a durable, compostable bag in the trash cart

These collection methods were combined with the variables of open collection versus organized collection, subscribers pay versus everyone pays, and mandatory versus voluntary organics separation to form 12 separate scenarios for comparison.

In terms of total amount of organics composted, the “mandatory, separate collection, everyone pays” scenario is the most effective regardless of whether in an open or organized collection system. In terms of environmental impacts such as reduced greenhouse gas emissions (GHG), the scenario “mandatory organized, co-collection, everyone pays” achieves the greatest reduction in GHG emissions. It was noted that, regardless of all other variables, organized curbside organics programs reduce the most GHS emissions.

Dakota County has made notable progress in developing organics recycling systems through the planning and implementation of the County’s residential organics drop-off program. However, the most significant recovery of residential organics will be accomplished through the development of new curbside collection services. These new services will take careful planning, design, funding commitments, legal review, implementation, and monitoring to be successful, especially given that 31 of the County’s 33 municipalities are in open hauling structures.

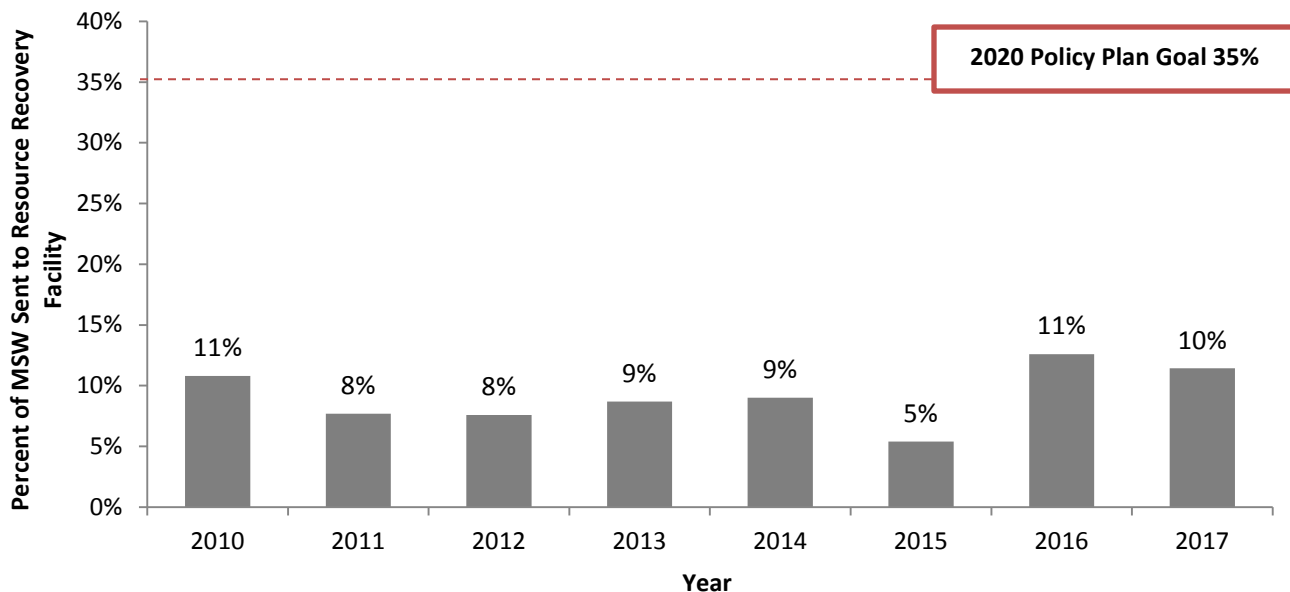
The complete report is available at [www.dakotacounty.us](http://www.dakotacounty.us), search *Analysis of Residential Organics Recycling in Dakota County*.

## RESOURCE RECOVERY (PROCESSING)

In 2017, 47,952 tons (10%) of Dakota County-generated MSW was converted into energy at a resource recovery facility. This is 6% less waste recovery, by weight, than the previous year and provides minimal support to the TCMA's resource recovery objective of 35% of solid waste for energy production. Of the recovered waste, 95% was recovered at the Ramsey/Washington Recycling & Energy Center in Newport. Hennepin Energy Recovery Center, City of Red Wing Solid Waste Campus, and Elk River Resource Processing Plant received a small amount (<5%) of MSW generated in Dakota County.

The Policy Plan says that "The MPCA has refocused compliance efforts around MN Stat. § 473.848 (Restriction on Disposal) to ensure that existing resource recovery capacity is fully used."

**Table 5. Dakota County Resource Recovery Rates**



**Summary of Resource Recovery Strategies Implemented:** In 2017, the Dakota County Resource Management contract required waste generated in County facilities to be sent to a resource recovery facility. The County included resource recovery as part of its Community Funding Program, and continued to support resource recovery by leasing land in Empire Township for a transfer station to deliver MSW to a recovery facility. Of the total 47,952 tons recovered, 24,637 tons (46%) was delivered from the Empire Transfer Station to the Ramsey/Washington Recycling & Energy Center in 2017.

### SUPPORTED STATUTORY REQUIREMENTS

**Master Plan Strategy:** Support statutory requirements that MSW from public entity operations is delivered to a resource recovery facility.

#### *Required Waste Be Recovered from County Buildings*

All waste generated in the 28 County buildings and parks was reused, recycled, composted, or delivered to a resource recovery facility. The County's Resource Management contract requires the waste hauler to comply with State statute requirements for recycling and resource recovery (MN Stat. §§ 115A.471 and 473.848).



### ***Notified Public Entities of Resource Recovery Requirements***

The County notified 51 public entities of their obligation to comply with statutory requirements for resource recovery (MN Stat. §§ 115A.471 and 473.848). These public entities also received notification about statutory requirements that public entities must recycle at least three broad materials (MN Stat. § 115A.151).

### ***Community Funding Program Notification for Cities and Townships***

The Community Funding Program funding application requires cities and townships to identify whether waste generated from their operations that is not reused or recycled is delivered to a resource recovery facility.

### ***Support MPCA's intent to enforce Minn. Stat. § 473.848, Restriction on Disposal***

To decrease landfill disposal, MN Stat. § 473.848 requires that MSW first be sent to a resource recovery facility. Only if facilities are at capacity or the MSW meets certain criteria (i.e., has been certified as unprocessable or the waste is being transferred from a resource recovery facility) can the MSW be disposed of at a landfill. Dakota County staff also continues to participate in the MPCA's 2016/2017 stakeholder engagement process to develop a compliance strategy.

### **SUPPORTED RESOURCE RECOVERY CAPACITY FOR THE TCMA THROUGH LEASE**

---

Master Plan Strategy: Manage Empire Township lease to provide transfer to a resource recovery facility.

### ***Lease land to private sector***

The County continued to lease land in Empire Township used as the Empire Transfer Station, a privately-owned and operated facility. This is the only transfer station in Dakota County that directly hauls MSW to the Ramsey/Washington Recycling & Energy Center, a resource recovery facility in Newport, Minnesota which converts MSW into fuel for Xcel Energy's Red Wing and Mankato power plants.

### **NEW OR EXPANDED RESOURCE RECOVERY-RELATED INFRASTRUCTURE**

---

Master Plan Strategy: Dakota County will collaborate in the study and development of new or expanded resource recovery-related infrastructure.

### ***Dakota County Greenhouse Gas Systems for Landfill and Refuse-Derived-Fuel (RDF) Analysis***

Dakota County hired a consultant to develop, analyze, and compare the estimated greenhouse gas (GHG) emissions from two potential trash management scenarios for the County:

- Base scenario: Landfill all trash (202,516 tons) at the Pine Bend and Burnsville landfills
- Alternate scenario: Transfer and haul 60,00 tons per year (available capacity) of trash to the Great River Energy resource recovery facility in Elk River, MN for refuse-derived-fuel conversion and combustion. The remaining trash (142,516 tons) is landfilled at the Pine Bend or Burnsville Landfill.

Because of the transportation required to deliver trash to the GRE facility and also the remaining landfilled amount at Pine Bend and Burnsville landfills, the results from this study indicate that the base scenario and the alternative scenario have similar GHG emissions.

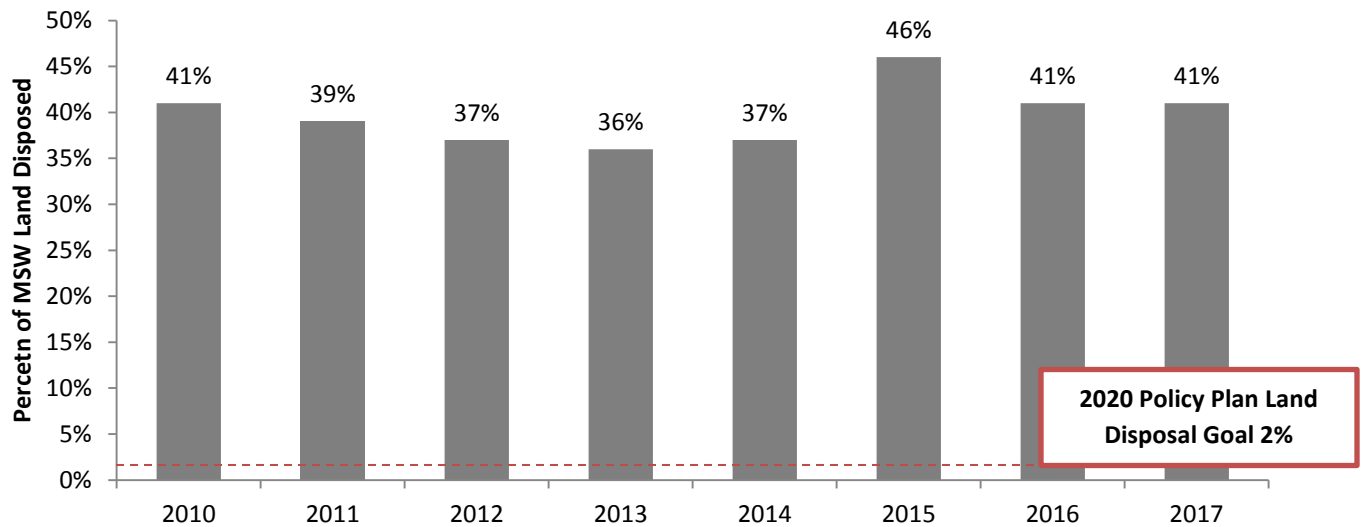
The complete report is available at [www.dakotacounty.us](http://www.dakotacounty.us), search *Greenhouse Gas Systems for Landfill and Refuse Derived Fuel Analysis*.

## LAND DISPOSAL

The County continues to face obstacles for supporting the Policy Plan objective for TCMA counties to landfill a maximum of 2% of MSW by 2020. In 2017, 41% of the MSW generated from in the County was landfilled (194,226 tons).

Dakota County has two MSW landfills and no resource recovery facilities, making transportation less expensive for haulers to take waste to a landfill. To decrease landfill disposal rates, the County needs to have successful reduction, recycling, organics diversion, and resource recovery efforts. The MPCA's strategy to enforce the Restriction on Disposal (which requires waste to be sent to a processor if capacity exists) will facilitate the transportation of waste to proper facilities and assist the County's efforts to reduce landfill rates.

**Table 6. County Land Disposal Rate**



**SUMMARY OF MASTER PLAN STRATEGIES IMPLEMENTED:** The County continued regulatory approaches to ensure proper management of solid waste and explored new efforts to divert waste from landfills.

### REGULATED FACILITIES THAT MANAGE SOLID WASTE

Master Plan Strategy: Regulate land disposal facilities to ensure compliance with Ord. 110 and license conditions.

County staff continued to further proper management of solid and hazardous wastes by regularly inspecting landfills, materials recovery facilities, and transfer stations to ensure compliance with Federal, State and local requirements, including material bans and prohibitions. In 2017, the County completed 116 compliance inspections of solid waste facilities.

## OUTREACH & EDUCATION

Outreach and education do not have specific measurement goals in the Policy Plan, but strategies were included in the Master Plan to address public education requirements in State law (MN Stat. §§115A.552 and 115A.96).

**Summary of Outreach and Education Strategies Implemented:** In 2017, outreach and education continued to be a primary tool used by the County to influence how waste is managed. The County partnered with municipalities on a large number of outreach strategies to shift waste up the waste hierarchy by targeting audiences of greatest need with specific information. Outreach efforts included the development of a wasted food prevention campaign, new printed resources, residential recycling tours, and collaborative education through regional education.

### PROVIDED EDUCATIONAL MATERIAL TO CITIES AND TOWNSHIPS

Master Plan Strategy: Strengthen partnerships with cities and townships to provide outreach and education to the community.



Residents learned about The Recycling Zone at [aHastings](#) [pParks](#) [cCelebration](#)

### Community Funding Program

The County develops pre-written articles and social media posts, and provides images to be used by municipal partners. These resources provide a consistent message to residents throughout the County. Cities and townships used County outreach resources on their websites, newsletters, and other communication channels, providing more than 9.9 million impressions of recycling messages to residents in 2017. Municipal staff engaged directly with 5,223 residents through 22 presentations, 16 booths at community events, and 11 screenings of the Just Eat It movie.

### ASSISTED EDUCATORS DEVELOP STRATEGIES FOR WASTE REDUCTION

Master Plan Strategy: Identify sectors and recyclable materials most needing improvement and address findings.

### School Recycling Workshop

The County hosted its Third Annual School Recycling Workshop designed to assist all schools in improving their recycling, and organics programs. Administrators, building and grounds personnel, kitchen staff, teachers, and Green Team leaders were encouraged to attend. Approximately 40 school personnel attended the three-hour workshop which included a panel of experts on waste reduction in schools including food waste prevention, sustainable locker clean-outs, and transitioning to reusable products in the cafeteria. Information on post-consumer recycled plastic bags and improved Dakota County resources for schools was also shared with attendees. In addition, nearly all attendees went on the optional tour of the recycling facility after the

workshop. Feedback was positive, including multiple requests for a fourth annual workshop and additional requests for recycling assistance and resources, like labels and posters.

### **School Educational Resources**

Free resources are available for all schools in Dakota County including labels, posters, and student activity guides. Educational materials can now be ordered online and shipped directly to the school. This online order form was launched to simplify and respond more efficiently to school needs, as these resources serve as guides on how to recycle properly and reduce confusion by students, staff, and patrons in schools. Resources mailed throughout 2017 include 1,727 labels, 147 posters, and 2,707 activity guides. Additional educational resources like recycling superhero handstamps were requested on occasion.



*The Burnsville High School cafeteria has new, large posters to help students sort their items at lunch.*

## **PROVIDED RECURRING AND EXPANDED LANDFILL ABATEMENT EDUCATION**

Master Plan Strategy: Provide recurring and consistent education... using a variety of communication methods.

### **Educational Experiences at The Recycling Zone**

Twenty-one groups (275 people total) visited The Recycling Zone in 2017 to learn about proper disposal of household hazardous waste and why recycling is so important. Groups included schools, Scout troops, and Master Recycler/Composter participants. Post-visit surveys indicated that as a result of the tour participants had a better understanding of what items are accepted at The Recycling Zone and the importance of recycling. In addition, the The Recycling Zone educator attended five community events to increase awareness and answer questions about The Recycling Zone.



*Master Recycler/Composter educating an elementary class about recycling.*

### **Master Recycler/Composter Program**

The Master Recycler/Composter Program closed out 2017 with 45 new participants, bringing the total Master Recyclers/Composters to 179 since 2014.

Over six weeks, participants learned about solid waste reduction, reuse, recycling, composting, and proper hazardous waste management. At the end of the course each participant is required to complete

30 hours of community service related to waste diversion in Dakota County.

In 2017, Master Recyclers volunteered 176.75 hours and reported talking to 7,812 residents about recycling, composting, and preventing waste.

### ***Tour de Trash***

The annual Tour de Trash was held Friday, September 29 for two groups of County residents. This adult field trip took 64 attendees to a recycling facility, landfill, compost site, and the County's hazardous waste facility – The Recycling Zone. The tour had such a large waiting list that the sold out 30-person tour expanded to two buses. Residents said they wanted to learn what can be recycled and where their recycling and trash go after it leaves their curb. A tour evaluation showed that participants learned a great deal, especially about what can and cannot be placed in home carts after seeing how the materials pass through a recycling facility.

### ***Educational Displays, Kits, and Activities***

Dakota County provided education resources for residents, community organizations, and schools to check-out. Materials included visual displays and self-guided instructions that were used in 40 presentations at local elementary schools, community safety events, scout groups, local churches, 4-H groups, city roadside clean-up events, and business recognition events. Topics focused on household hazardous waste and toxicity, waste reduction, recycling, and organics.

### **EDUCATIONAL RESOURCES FOR BUSINESSES**

Dakota County's website includes information on state recycling requirements and County resources to help businesses comply with requirements. More resources and tips were shared in the County's quarterly e-news to 335 businesses. Businesses and organizations were able to order educational tools, such as a Recycle Right Guide (English and Spanish versions) and labels for recycling, organics, and trash containers through the County website at no cost. In 2017, over 12,400 container labels were distributed to businesses.

The County's technical assistance contractor provides outreach and education as well. The contractor conducted a strategic call campaign to 467 new commercial entities to recruit them in the program which resulted in 82 initial site visit evaluations and an additional 81 on-site meetings to further assist businesses in 2017. The outreach effort was targeted to specific businesses that are known to produce large amounts of recyclables and organics, and included entities such as grocery stores, full service restaurants, hospitals and large clinics, and assisted living facilities.



*Display materials and a prize wheel were borrowed for the Tri-District Earth Day event.*



## ***New Program Resources***

To support new and growing programs, Dakota County developed new outreach tools, including:

- **Illegal Burning Postcard.** A mailer was sent to 6,000 residents in rural Dakota County reminding them that burning trash is harmful to our air, land, and water. It emphasized that burning trash is illegal in Dakota County and that violators can face misdemeanor charges. A radio public service announcement and press release also went out at the same time.
- **Master Recycler/Composters Pieces.** A recognition plan was created to acknowledge Master Recycler/Composter efforts. After taking the six-week course, each participant receives a newly-designed t-shirt and name badge. Once they give back 30 hours of community service related to recycling, they receive a certificate of completion signed by the Environmental Resources Director and a window decal. They are also called out in the monthly e-news at major payback hour milestones (30, 50, 100, etc.).
- **Food Waste Handouts.** New tools were created to align with the Food Waste Prevention Initiative targeting households. A meal planner, trash tracker, kitchen inventory sheet, food storage guide, and Eat First stickers were developed to help residents reduce the amount of edible food thrown away.
- **Multiunit Pieces.** Materials were created to support a multi-unit recycling pilot project. Chute signs, common area posters, kitchen recycling clings, and tote stickers will be tested and evaluated during the pilot. Effective pieces will be used or updated to be used when a full-scale program is implemented.
- **The Recycling Zone Brochure.** The Recycling Zone residential brochure was redesigned in 2017 to reflect new changes and update the look of the program.
- **Residential Recycling Cling.** A new half-page recycling cling lists what can be recycled at home with images of each category (e.g. paper, cans). The material used acts like a sticker that can be stuck and restuck anywhere without damaging the surface.



*Front of mailer sent to rural residents.*

## HOUSEHOLD HAZARDOUS WASTE AND PROBLEM MATERIALS

The County implements a Household Hazardous Waste (HHW) Management Plan, as required by State law (MN Stat § 115A.96). The County's strategies to address household hazardous waste and problem materials are detailed in the Master Plan and further protect the environment and public health.

**Summary of HHW and Problem Materials Strategies Implemented:** The County provides collection, storage, and proper management of hazardous waste and problem materials through collection services at The Recycling Zone and community collection events.

### THE RECYCLING ZONE

Master Plan Strategies: Provide for consistent and cost-effective services/Increase opportunities to manage problem materials and HHW.

#### *Electronics fee*

In response to the increasing cost to properly manage electronics waste, Dakota County began charging \$10 to recycle TVs and monitors at the Recycling Zone in August 2016. This may have been the reason for a reduced amount of electronics collected in 2017 (18% less than the previous year).

#### *New Recycling Zone study*

In 2016, Dakota County hired a consultant to evaluate the space needs for the County's household hazardous waste program. The study found that the Recycling Zone needs approximately twice as much space as it currently has to meet its existing participation and waste storage needs. The amount of space needed will continue to increase as participation and waste collected grow. To build upon this evaluation, in 2017, Dakota County looked at population growth within the County to determine best possible locations to site a new HHW facility.

#### *Recycling Zone Usage*

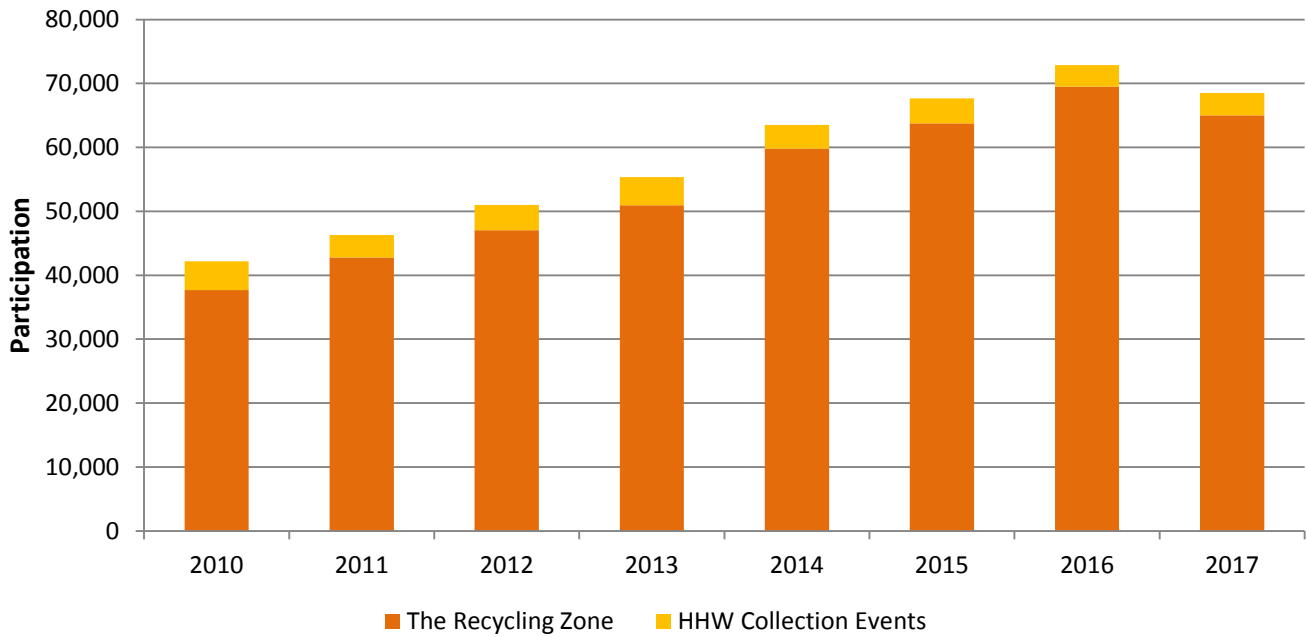
In 2017, over 65,000 residents dropped off hazardous waste, electronics and other items at the Recycling Zone, a six percent decrease from 2016. In 2017, over 3.8 million pounds of household hazardous waste and electronics was managed at the Recycling Zone.



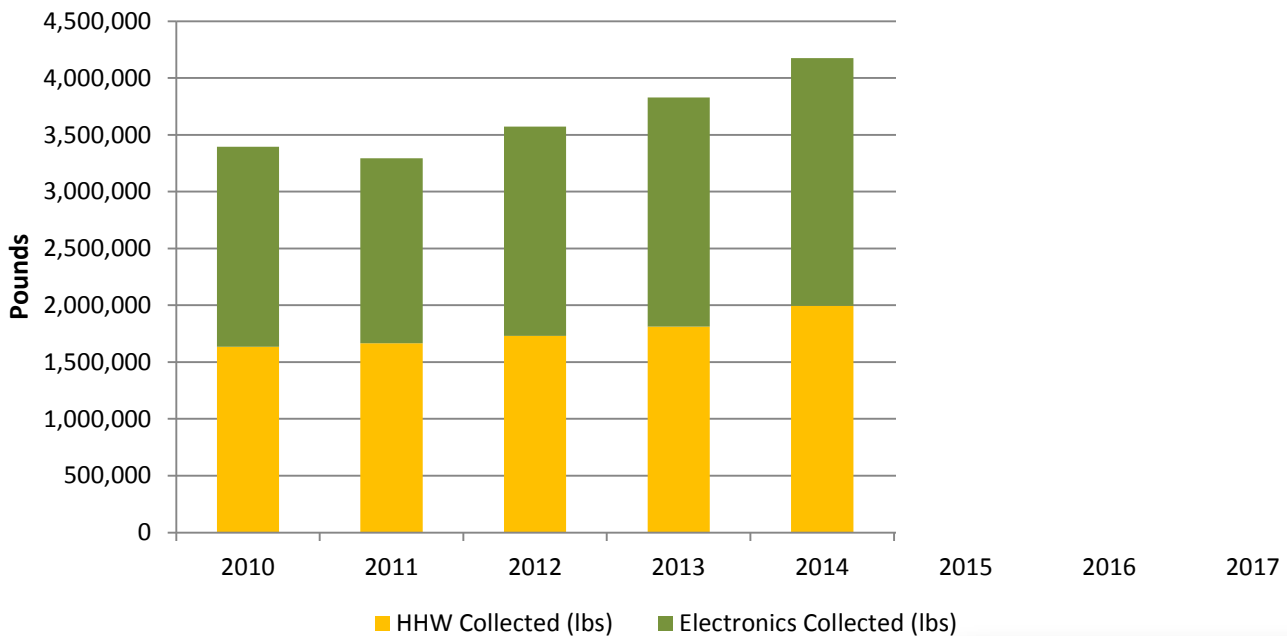
*Helpful staff to unload vehicles at The Recycling Zone.*



**Table 7. Dakota County HHW Program Participation**



**Table 8. HHW and Electronics Managed at The Recycling Zone**



**HOUSEHOLD HAZARDOUS WASTE COLLECTION EVENTS**

Master Plan Strategy: Provide convenient opportunities to manage problem materials and HHW.

***HHW Collection Drop-offs***

Four household hazardous waste collection events were held in 2017 in the cities of Hastings, Lakeville, Farmington, and Burnsville. Dakota



*Volunteers helping unload cars at collection drop-offs.*

County collected 264,865 pounds of hazardous waste and electronics from 3,470 residents these drop-offs.

## PRODUCT STEWARDSHIP

---

Master Plan Strategy: Support Product Stewardship Legislation

### *Electronics*

Minnesota's Electronics Recycling Act (MN Stat. §115A.1310) is a product stewardship approach that requires manufacturers of video display devices to share financial responsibility for the collection and recycling of consumer electronics.

### *Paint*

PaintCare, a non-profit organization created by paint manufacturers, continues to administer and implement the paint product stewardship program Minnesota. Funds collected by PaintCare through a per-can fee on architectural paint are used to reimburse the County for costs associated with the transportation and recycling of paint collected at The Recycling Zone and collection drop-offs and for paint taken by the public for reuse.

## DAKOTA COUNTY SOLID WASTE MASTER PLAN REVISION

In April 2017, the MPCA adopted the 2016-2036 Metropolitan Solid Waste Management Policy Plan (Policy Plan). The TCMA counties are required to revise their solid waste master plans to implement the new Policy Plan and submit to the MPCA Commissioner for review and approval.

Dakota County revised its Master Plan following an extensive stakeholder engagement and public review process (Nov. 2016 – Dec. 2017). Strategies were developed considering input from stakeholders, the Planning Commission, and County Commissioners. The revised draft Master Plan provides the framework for proper waste management over the next twenty years and includes strategies to divert waste from the landfill and comply with state mandates and the MPCA's Policy Plan. Current successful initiatives will be continued with additional use of regulatory, educational, and financial tools in areas where more progress is needed to achieve the 75% recycling goal by 2030.

On March 27, 2018, the Dakota County Board of Commissioners authorized submittal of the draft Master Plan to MPCA for review and approval. The County Board will consider adopting the plan following MPCA review. MPCA review is anticipated to be complete in 2018.