



Education Displays: Kits, Activities, and Banners for Checkout

Dakota County provides a number of resources for teachers, students, community groups and other organizations to help with education and outreach on a variety of environmental topics. The resources include interactive displays and props, background information, instructions for set-up, and environmental education lesson plans and activities.

Reserve materials

Contact: Ali Vandercook, 952-891-7552, ali.vandercook@co.dakota.mn.us

Back-up contact: Jenny Kedward, 952-891-7043, Jennifer.kedward@co.dakota.mn.us

We need to know

- Contact for borrowing (name, phone, email)
- Organization borrowing
- Event title
- Approximate number of attendees
- Check-out date/time
- Check-in date/time

General resources to complement a booth or presentation

- Tablecloth
- E-news sign-up with clipboard
- Acrylic brochure holders
- Acrylic sign holders
- Pop-up canopy



The Recycling Zone & Household Hazardous Waste

The Recycling Zone is a County drop-off facility that accepts household hazardous waste for proper disposal and provides other recycling related services.

Online Resources

County website information:

dakotacounty.us search “The Recycling Zone” or “hazardous waste”

Toolkits

Article, images, social media posts:

- The Recycling Zone
- Recycling Zone Educational Experiences
- Holiday Lights recycling



Print resources

The Recycling Zone brochure (residential)

Brochure about The Recycling Zone

The Recycling Zone brochure (business)

Describes the resources at The Recycling Zone available to businesses and very small quantity generators of hazardous waste.

Recycling Zone Educational Experience

A 2-sided card promoting educational opportunities at The Recycling Zone.

Guide to Healthy Household Cleaners

A 28 page “green cleaning” recipe book including how to make simple and effective cleaners.

Medication Card

A 5.5x8.5” card that lists how to drop off medications throughout the county.

MPCA Reduce the need for pesticides and herbicides

An 8.5x11” handout with helpful tips to avoid using chemicals for pest and weed control.

Display Materials

The Recycling Zone Tabletop Display

Explain the importance of proper disposal of household chemicals and products that do not belong in the trash.

Included: Examples of household items that should be recycled at The Recycling Zone.

Toxicity Reduction Tabletop Display

Explain how to identify household chemicals and the importance of properly disposing them and ways to use homemade alternatives.

Includes: Examples of household chemicals that should be recycled at The Recycling Zone and examples of non-toxic household cleaning ingredients.

The Recycling Zone Banner

Six-foot banner advertising the hours, location and materials accepted.

Activity Kits & Promotional Items

Make a Green Cleaner Activity Kit

Learn how to make simple household cleaners from common ingredients.

This activity is most appropriate for adult or older youth groups.

Includes: Recipes, tools and instructions for making a non-toxic, all-purpose household cleaner. **Spray bottles should also be reserved with this kit.**

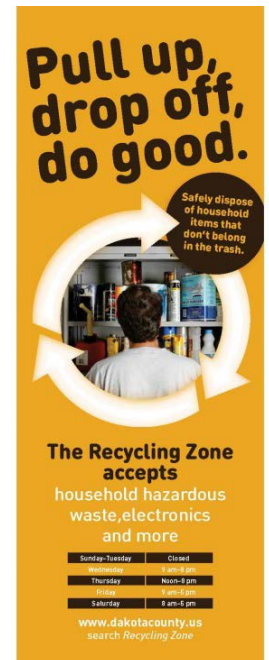
Twister® with a Twist Activity

The hands-on game teaches kids (ages 8 and up) about what materials are accepted at The Recycling Zone.

Includes: Folded Twister mat, Twister spinning game board, instructions

Recycling Zone Kids Capes

A fun take-home promotional item for kids. Must be given away as a reward for educational activity.



Recycling Zone Banner

Recycling at Home

Online resources

Dakota County Residential Recycling & Disposal Guide:

dakotacounty.us and search “Green Guide” for a searchable list of disposal information

Toolkits

Article, images, social media posts:

- Recycling at home
- Master Recycler/Composter program
- Tour de Trash program



Print resources

“Recycling at Home” cling

A half-page sheet on what can be recycled in curbside carts in Dakota County that can be stuck and re-stuck to any surface.

Recycling Service Providers Sheet

This is a reference for educators but can also be passed out the public. It lists the licensed haulers for each city and what they accept for recycling.



Master Recycler/Composter Program Flyer

The handout promotes the Master Recycler/Composter program and how to sign-up. If a class is coming up, the flyer will list the date and location.

Tour de Trash Flyer

The handout promotes the upcoming Tour de Trash and how to sign-up.

Display Materials

Residential Recycling Tabletop Display

Explains the importance of residential recycling and how to determine what materials are recyclable.

Includes: Examples of household recyclables and items that go in the trash.

Green Guide Banner

Six-foot banner promotes the online, searchable disposable directory.

Why Recycle? Banner

Six-foot banner prompting residents to ask what they can recycle.

Activities

Recycling BINGO Activity Kit

A regular bingo game for children ages 5 and older that challenges recycling knowledge.

Includes: Bingo cards with images of recyclable items, plastic bottle caps for markers

Recycling Wheel Activity Kit

Participants spin the wheel and are asked a trivia question based on the category the spinner pointer lands on.

Includes: spinning wheel and a booklet of recycling trivia questions

Reeling in Recycling

A regular bingo game for children ages 5 and older that challenges recycling knowledge.

Includes: Plastic baby gate for the “pond”, fishing poles, recycling examples, catch baskets

Recycling Four to Score

A large game version of the classic four-in-a-row game but each game piece has either recycling or organics items on it.

Includes: Game stand, game pieces

Recycling Relay

An active game for ages 5+. Race others to sort the recycling and trash in the right bins

Includes: Trash and recycling examples, sorting bins

Strike Out Waste

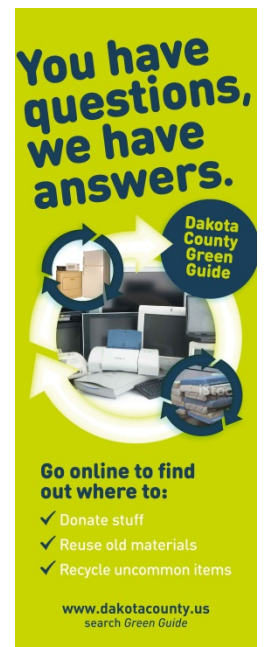
A bowling game that doubles as recycling trivia.

Includes: Plastic bottle “pins”, balls, questions and answers

I'm a Recycling Superhero Stamp

The stamp is geared towards children as a reward for answering questions correctly or just for stopping by a booth.

Includes: The stamp and blue ink pad must be returned to Dakota County.



Reduce & Reuse

Online resources

Dakota County website information:

dakotacounty.us search “reduce” or “reuse”

Reduce Waste (State) website information: reduce.org

Toolkits

Article, images, social media posts:

- Fix-It Clinics
- Borrowing and sharing
- Buying in the bulk aisle
- Donating and selling items
- Reduce, Reuse, Recycle, Repair
- Sherlock Holmes on the Less Waste Case

Print Materials

Reuse Guide for Dakota County


Multiple page handout that lists all the places you can donate and buy used items in Dakota County as well as tips on how to donate.

Fix-It Clinic Flyers

One-page handout that list the next Fix-It Clinics for residents.

Hold the Mail Handout

(from Hennepin County) Lists the ways to stop getting unwanted mail and catalogs.



Display Materials & Activities

Why reuse? Banner

Six-foot banner promoting reuse in Dakota County.

Why reduce? Banner

Six-foot banner promoting waste reduction at home.

Waste Reduction Tabletop Display/Activity

Explain the environmental and financial benefits to reducing waste. The display offers suggestions on how to reduce waste in purchasing.

Includes: Examples of bulk and single serving packaging labeled with prices



Organics Recycling, Waste Food, Backyard Composting

Online Resources

Dakota County

www.dakotacounty.us search for “composting”, “food waste”, “organics recycling”

State website information:


reduce.org and click on “By composting”

National wasted food campaign: SavetheFood.com

Toolkits

Article, images, social media posts:

- Backyard composting
- Recycling Association of Minnesota annual compost bin sale
- Organics Recycling is on the Rise
- Wasted food/Save the Food
- Organics recycling drop sites



Printed resources

Organics Recycling in Dakota County

A booklet describing how to join and use the Dakota County organics drop-off program.

MPCA Backyard How to Compost Guides

An 8.5x11" handout on how to set up home composting.

MPCA Compost Troubleshooting

An 8.5x11" handout on how to diagnose and fix common backyard composting problems.

MPCA Vermicomposting (Worm composting)

An 8.5x11" handout about vermiculture, or worm composting.

Food Smarts: Track What You Toss

An 8.5x11" worksheet to understand what food you're throwing away and why.

Food Smarts: Kitchen Inventory

An 8.5x11" worksheet to track what foods you have in the freezer, fridge, and pantry.

Food Smarts: Food Storage Guide

A folded handout that shows how to store fruits and vegetables to last longer.

Eureka Recycling's Meal Planner

An 8.5x11" worksheet to practice weekly meal planning.

Display Materials & Activities

Backyard Compost Bin

This fully-constructed bin to display at presentations or booths.

Backyard Composting Pull-up Banner

Six-foot banner encourages composting at home.

Compostable Bracelets (wildflower seeds)

Loved by adults and kids, bracelets can be worn then planted to grow wildflowers.

Compost Champion Stamp

Geared towards children as a reward for answering questions correctly or just for stopping by a booth. Must be returned to Dakota County.

Food Storage Wheel Activity

Participants spin the wheel and are asked store the food item that the spinner lands on.

Includes: spinning wheel and a booklet of questions and answers.

