



Dakota County Solid Waste Management Plan Revision: Summary of Round Two of Public Engagement

May 24, 2024

Contents

- 1. Executive Summary 1
- 2. Overview 2
 - A. Engagement Purpose 2
 - B. Engagement Timeframe 2
 - C. General Approach 2
 - D. Participation Summary 3
- 3. What We Heard: Feedback By Stakeholder Group 3
 - A. Residents 3
 - B. Businesses and Schools 9
 - C. Municipalities 13
 - D. Waste Industry 16

1. EXECUTIVE SUMMARY

Dakota County’s Environmental Resources Department conducted Round Two of public engagement in April 2024 for feedback on strategies to include in the county’s revised solid waste management plan required from the 2022-2042 Minnesota Pollution Control Agency’s (MPCA) Metropolitan Solid Waste Management Policy Plan (Policy Plan). Feedback was sought from residents, businesses and schools, municipalities, and waste industry. Table B-1 summarizes methods for each stakeholder group.

Table B-1: Round Two Participation and Engagement Methods by Stakeholder Group

Audience	Number of Participants	Online Survey	Intercepts	Meetings/ Focus Group
Residents	1,326	Yes	Yes	Yes
Businesses and Schools	24	Yes	-	-
Municipalities	19	-	-	Yes
Waste Industry	9	-	-	Yes

More than 1,300 stakeholders commented on strategies and how to facilitate implementation.

Residents rated the following actions as moderately to very helpful:

- More frequent education on recycling, organics (food scrap) collection, and reuse.
- Hauler feedback when materials are sorted incorrectly.
- Organics curbside collection available within three years, collected with weekly trash pickup.
- Curbside collection of reusable items, and more reuse drop-off options.
- Information about funding for diseased tree removals; options for tree waste drop-off; information on tree disease prevention.

Businesses and schools rated the following actions as moderately to very helpful:

- Frequent education on recycling, organics collection, and reuse options.
- Hauler feedback when materials are sorted incorrectly.
- Funding and technical assistance for recycling, food scrap management, and waste reduction and reuse; training for employees and tenants.

Municipalities identified actions to facilitate strategy implementation:

- Frequent education on food scrap collection, reuse, and trees waste.
- Technical assistance and information to help reduce waste; funding for waste reduction and equipment/infrastructure such as dishwashers and reusable service ware.
- Regarding curbside organics collection, opt-in resident participation for curbside organics collection with educational messaging focused on “food scraps”; minimize the number of organics trucks on the roads; expanded drop sites to provide multifamily residents options; and options to minimize costs on low-income residents.
- Promote tree care options; consider more disposal options for tree waste.
- Information about vendors available to reuse building materials and assistance for event/swap costs.

Waste Industry representatives identified actions to facilitate strategy implementation:

- More education on proper disposal of food scraps, tree waste, recyclable materials, and hazardous waste, especially lithium-ion batteries as a fire hazard.

- Provide pre-curb-side organics program resident notification, promote opt-in participation, and provide educational messaging focused on “food scraps”; maintain organics drop-off sites; and some identified consideration of organized collection for more efficient and cost-effective organics curbside collection.
- More discussion is needed on approaches to implement the MPCA’s required pre-processing and disposal facilities; residents and businesses need to be responsible for improved sorting of their recyclables.

2. OVERVIEW

A. ENGAGEMENT PURPOSE

Dakota County is required by state law to update its solid waste management plan to align with the 2022-2042 MPCA Policy Plan. The Policy Plan provides direction and objectives for all metropolitan county plans, and emphasizes waste prevention, reuse, and improved management of building materials and tree waste.

The Environmental Resources Department conducted Round Two of public engagement for feedback on potential waste management strategies selected from the Policy Plan. The Policy Plan identifies a range of required and optional strategies to be included in metropolitan county solid waste management plans. Stakeholders were asked about their support for specific strategies to help prioritize strategy selection and about preferences and potential resource needs that could facilitate successful strategy implementation.

B. ENGAGEMENT TIMEFRAME

Engagement activities occurred from April 1 to April 21, 2024.

C. GENERAL APPROACH

Engagement and outreach methods included:

1. Online (non-scientific) surveys for residents, businesses, and schools, in English and Spanish, promoted through the following:
 - Media release
 - County website project page
 - County social media posts in English (3) and Spanish (1)
 - Paid print and online ads in Spanish (La Voz)
 - Paid online ad in Spanish (La Prensa)
 - County environmental E-news for residents, businesses, schools, multifamily property managers, organics drop sites program participants, county parks, Recycling Ambassadors and Fix-It Clinics
 - Utility bill inserts mailed to 3,204 households in Apple Valley (English and Spanish)
 - Printed flyers in Spanish distributed at intercepts and Open Door mobile food pantry event in South St. Paul
2. Two in-person intercepts (staffed information tables at existing events and venues) with Latino residents at Village Market and Micho Love in West Saint Paul

3. One in-person focus group with Latino residents at Arbor Vista mobile home community in Burnsville
4. One in-person meeting with public entities (municipalities)
5. One in-person meeting with waste industry (haulers and facilities)
6. Input from the Dakota County Planning Commission

State law requires counties to designate advisory committees for solid waste management plan development. The Dakota County Planning Commission fulfills this role and discussed plan development at its meetings on September 28, 2023, and on March 28, 2024.

D. PARTICIPATION SUMMARY

Table B-2: Round Two Participation and Engagement Methods by Stakeholder Group

Audience	Number of Participants	Online Survey	Intercepts	Meetings/ Focus Group
Residents	1,326	Yes	Yes	Yes
Businesses and Schools	24	Yes	-	-
Municipalities	19	-	-	Yes
Waste Industry	9	-	-	Yes

A total of 1,326 participants provided feedback during Round 2 engagement efforts.

Note: Findings are not considered to be statistically representative of the audiences engaged.

3. WHAT WE HEARD: FEEDBACK BY STAKEHOLDER GROUP

A. RESIDENTS

Residents provided feedback through an online survey (1,299 responses), a focus group session conducted in Spanish (5 participants), and two intercepts (22 interactions).

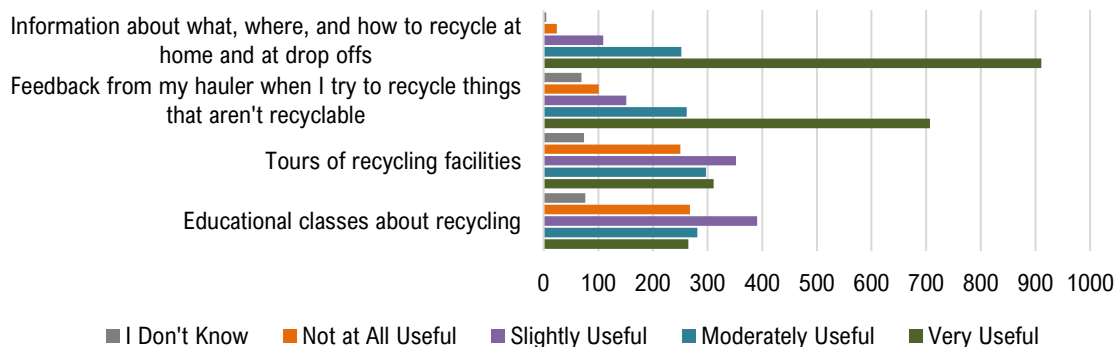
Summary of Survey Feedback:

1. **General Recycling: How useful would these options be in helping you recycle everything that can be recycled?** Scores of 4 and above were given to options rated moderately to very useful, which included information about what, where, and how to recycle at home and at drop-off locations, followed by feedback from their hauler when they try to recycle non-recyclable materials.

Recycling Assistance Options (rating scores), N equals 1,296	Score (1-5)
Information about what, where, and how to recycle at home and at drop-off locations	4.6
Feedback from my hauler when I try to recycle things that aren't recyclable	4.1
Tours of recycling facilities	3.4
Educational classes about recycling	3.2

I don't know = 1, Not at all useful = 2, Slightly useful = 3, Moderately useful = 4, Very useful = 5

Recycling Assistance Options, Response Counts



2. General Recycling: How often do you prefer to get recycling information from your waste hauler to help properly sort and put the right material in the recycling bin? The majority of respondents want information more than once a year. Most prefer information from their hauler twice per year, followed closely by four times per year.

Hauler Information Frequency Options (single choice), N equals 1,291	Percent	Count
Every 6 months (2 times a year)	36	465
Every 3 months (4 times a year)	32	418
Once a year	21	271
Monthly (12 times a year)	6	80
I don't know	4	57

Additional Comments: 110 respondents offered comments related to the following themes:

- A desire for more types of plastic to be recyclable.
- A need for more education and clear information on what is actually recyclable.
- A desire for recycling options for textiles and Styrofoam.
- Skepticism that collected recyclables are actually recycled.
- Concerns about cost increases related to weekly recycling collection.

3. Organics (Food Scraps) Collection: How soon would you like curbside collection of food scraps to be available at your home? The majority of respondents (70 percent) would like curbside collection of food scraps to be available within the next one to three years. Seventeen percent are not interested in food scrap collection.

Food Scrap Collection Timeframes (single choice), N equals 1,289	Percent	Count
1-3 years	70	900
Not interested in curbside collection of my food scraps	17	214
4-5 years	5	64
No sooner than 2030	4	58
Not applicable/I don't know	4	53

Additional Comments:

- A small number of respondents (23 out of 1,289) expressed concern about increased costs related to food scrap collection.

- A small number of respondents (eight out of 1,289) expressed concern about a potential increase in the number of hauler trucks in their neighborhood.
- A few respondents (three out of 1,289) suggested organized collection for organics.

4. Organics (Food Scraps) Collection: If weekly curbside collection of food scraps were offered, how often would you want your hauler to pick up your trash? The majority of respondents would prefer weekly trash pick-up.

Trash Collection Frequency Options (single choice), N equals 1,224	Percent	Count
Every week trash (4 times a month)	63	767
Every other week trash (2 times a month)	26	316
Not applicable/I don't know	12	141

5. Organics (Food Scraps) Collection: How useful would these options be in helping you properly sort food scraps in your home for hauler curbside collection? Scores of 4 and above were given to options rated moderately to very useful, including tips to avoid odors and pests; information about food scraps and how to sort them; information about where to purchase compostable bags; and feedback from haulers in response to improper sorting.

Food Scraps Education Options (rating scores), N equals 1,292	Score (1-5)
Tips to avoid odors and pests	4.5
Information about food scraps and how to sort for collection	4.4
Information about where to purchase compostable bags to put food scraps in	4.2
Feedback from my hauler when I try to put something that doesn't belong in the food scraps bin	4.0
Educational classes about food scrap collection	3.5

I don't know = 1, Not at all useful = 2, Slightly useful = 3, Moderately useful = 4, Very useful = 5

Food Scrap Sorting Assistance, Response Counts



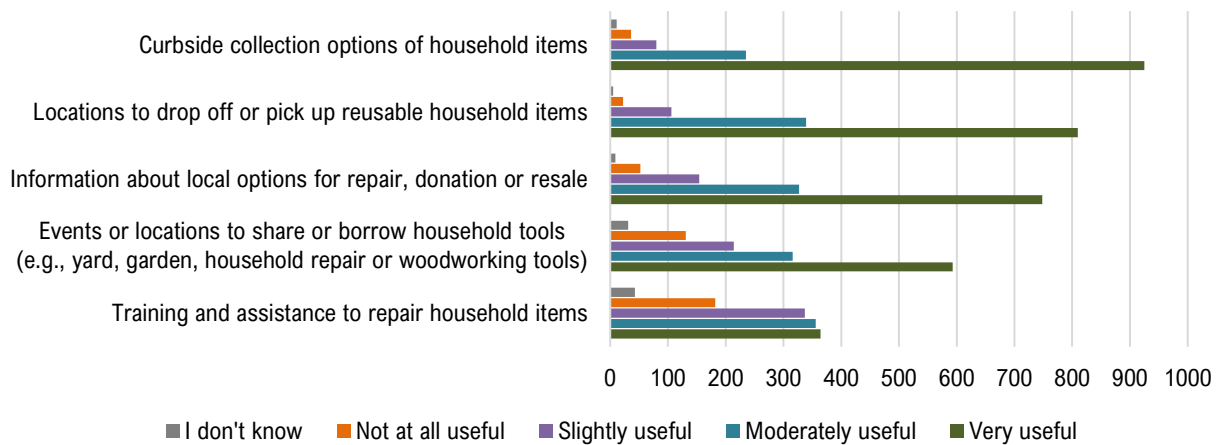
6. Waste Reduction and Reuse: How useful would the following options be in helping you reuse items and reduce waste in your home? Scores of 4 and above were given to options rated moderately to very useful, which included curbside collection of items for

reuse; locations to drop off or pick up reusable items; information about local options for repair, donation, or resale; and events or locations to share or borrow household tools.

Reduction and Reuse Options (rating scores), N equals 1,291	Score (1-5)
Curbside collection options of household items	4.6
Locations to drop off or pick up reusable household items	4.5
Information about local options for repair, donation or resale	4.4
Events or locations to share or borrow household tools (e.g., yard, garden, household repair or woodworking tools)	4.0
Training and assistance to repair household items	3.6

I don't know = 1, Not at all useful = 2, Slightly useful = 3, Moderately useful = 4, Very useful = 5

Reduction and Reuse Assistance, Response Counts

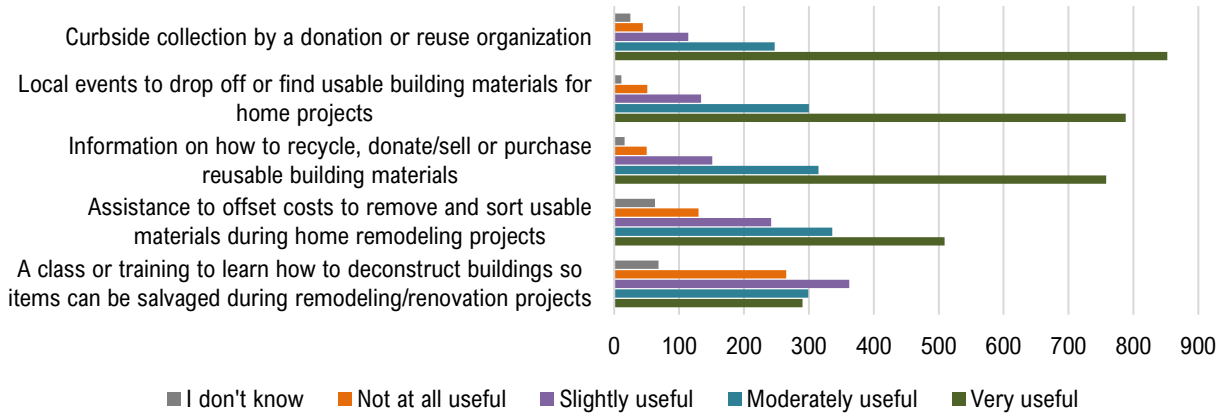


7. **Waste Reduction and Reuse: How useful would these options be in helping you reuse or recycle building materials?** Scores of 4 and above were given to options rated moderately to very useful, which included curbside collection by a donation or reuse organization; local events to drop off or find usable building materials for home projects; and information on how to recycle, donate/sell or purchase reusable building materials.

Building Materials Assistance Options (rating scores), N equals 1,291	Score (1-5)
Curbside collection by a donation or reuse organization	4.4
Local events to drop off or find usable building materials for home projects	4.4
Information on how to recycle, donate/sell or purchase reusable building materials	4.4
Assistance to offset costs to remove and sort usable materials during home remodeling projects	3.8
A class or training to learn how to deconstruct buildings so items can be salvaged during remodeling/ renovation projects	3.4

I don't know = 1, Not at all useful = 2, Slightly useful = 3, Moderately useful = 4, Very useful = 5

Options to Help Recycle/Reuse Building Materials, Response Counts

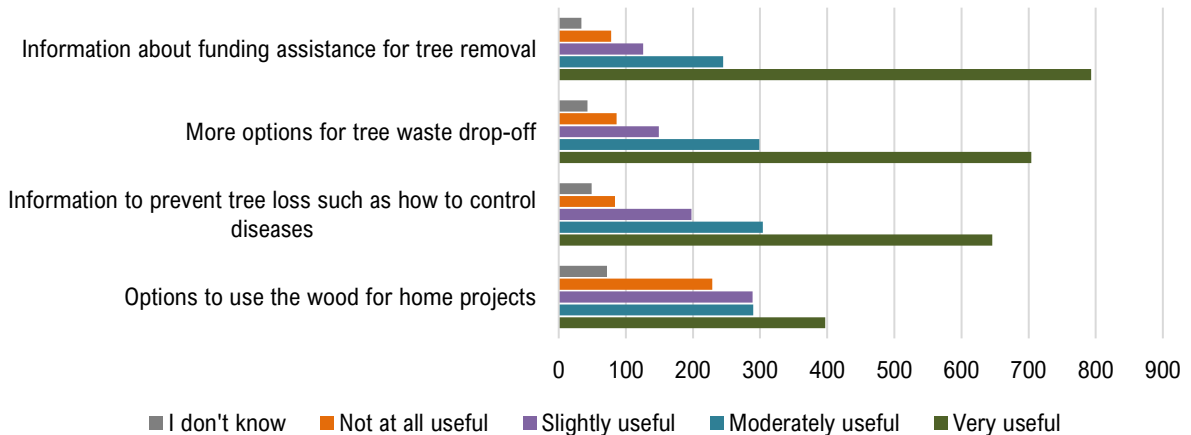


8. **Tree Waste:** How useful would these options be in helping you manage your tree waste, if applicable? Scores of 4 and above were given to options rated moderately to very useful, which included information about funding assistance for tree removal; more tree waste drop-off options; and Information to prevent tree loss such as how to control diseases.

Tree Waste Management Options (rating scores), N equals 1,283	Score (1-5)
Information about funding assistance for tree removal	4.2
More options for tree waste drop-off	4.1
Information to prevent tree loss such as how to control diseases	4.1
Options to use the wood for home projects	3.5

I don't know = 1, Not at all useful = 2, Slightly useful = 3, Moderately useful = 4, Very useful = 5

Tree Waste Management Options, Response Counts



9. **Yard Waste:** If your hauler collects your home yard waste in a separate bin, which of the following would help you know what to put in your yard waste bin? A majority of respondents (68 percent) preferred a label on their yard waste bin to show what materials

are accepted. About half (49 percent) responded that it would be helpful to have information from their hauler about what types of yard waste are accepted.

Yard Waste Information Options (single choice), N equals 1,270	Percent	Count
Label on the yard waste bin that shows what is accepted and what to keep out	68	865
Information from my hauler about what types of yard waste are accepted	49	617
I don't need additional information	22	281
Not applicable/I don't know	3	44

Summary of Focus Group and Intercepts:

The Department's consultant, Zan Associates, conducted additional outreach to Latino residents and businesses. Surveys collected by Zan Associates are included in stakeholder feedback summarized in Section 2(A). Key highlights from in-person focus group discussions include:

- Support for education: There is significant interest in receiving more information about solid waste management, including drop-off options for recycling and proper waste disposal.
- Language Barriers: Dakota County's educational materials are not inclusive for non-English readers and should be provided in Spanish. Examples to help make information more accessible to the Spanish speakers include: a QR code on printed material to direct to Spanish-translated materials, having Spanish-speaking staff at County events, such as Fix-It Clinics, Spanish-speaking staff or language services for phone calls to the County, and use of plain language instead of technical terms.
- Participation Barriers: Participants expressed interest in financial and transportation assistance to help facilitate proper drop-off of waste for recycling or reuse, such as free drop-off locations, options for pick up, and free food waste bags for collecting organics.
- Building Relationships: The focus group participants encouraged the county to engage in an intentional effort to build ongoing relationships between the Department and the Latino community.
- Active Outreach: Participants expressed interest in the Department exploring new avenues to reach more Latino residents at community events and festivals.



Pop-up intercept

B. BUSINESSES AND SCHOOLS

Twenty-four representatives of businesses and schools responded to the online survey, with opinions on recycling, food waste, reduction and reuse, building materials and tree waste.

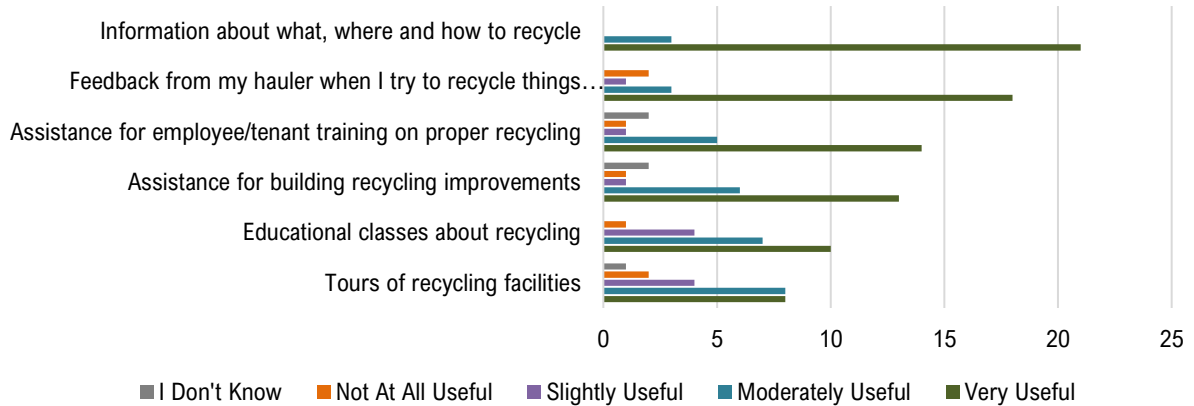
Summary of Survey Feedback:

- General Recycling: How useful would these options be in helping you recycle everything that can be recycled?** Scores of 4 and above were given to options rated moderately to very useful, which included information about what, where and how to recycle; hauler feedback in response to improper sorting; assistance for building recycling improvements; and assistance for employee/tenant training on proper recycling.

Recycling Assistance Options (rating scores), N equals 24	Score (1-5)
Information about what, where and how to recycle	4.9
Feedback from my hauler when I try to recycle things that aren't recyclable	4.5
Assistance for building recycling improvements	4.0
Assistance for employee/tenant training on proper recycling	4.0
Educational classes about recycling	3.8
Tours of recycling facilities	3.7

I don't know = 1, Not at all useful = 2, Slightly useful = 3, Moderately useful = 4, Very useful = 5

Recycling Assistance Options, Response Counts

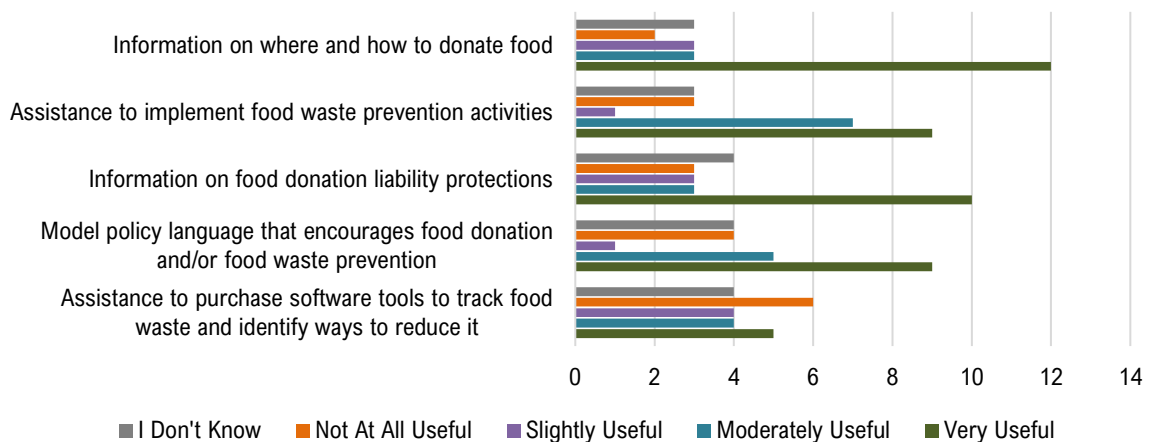


2. **Food Waste:** How useful would these options be in helping your organization reduce food waste? Scores of 4 and above were given to options rated moderately to very useful, which none of the response options received. The top response, which rated slightly useful, was information on where and how to donate edible food.

Food Waste Prevention Options (rating scores), N equals 23	Score (1-5)
Information on where and how to donate food	3.8
Assistance to implement food waste prevention activities	3.7
Information on food donation liability protections	3.5
Model policy language that encourages food donation and/or food waste prevention	3.5
Assistance to purchase software tools to track food waste and identify ways to reduce it	3.1

I don't know = 1, Not at all useful = 2, Slightly useful = 3, Moderately useful = 4, Very useful = 5

Food Waste Prevention Options, Response Count



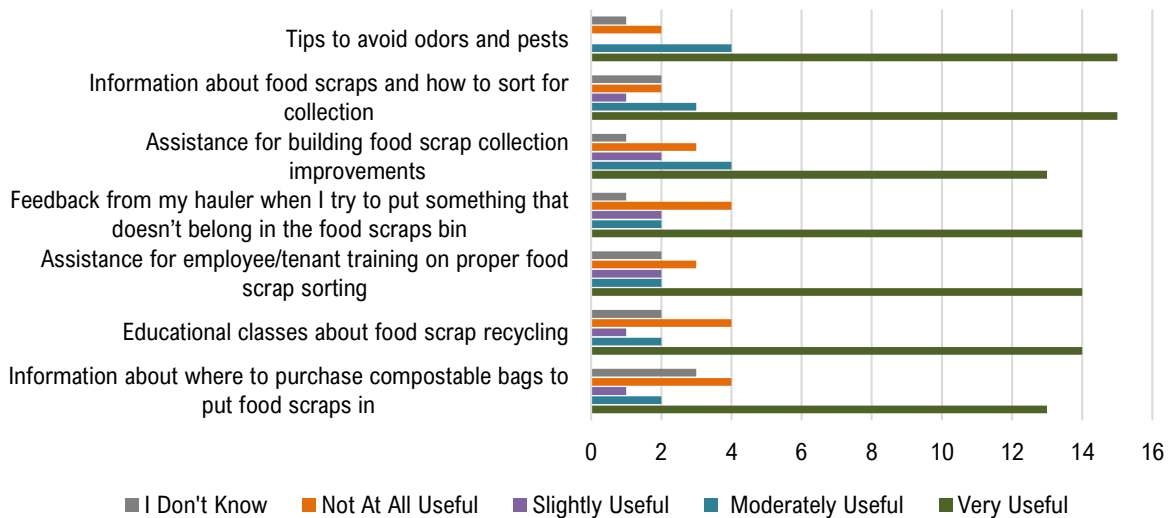
3. **Food Waste:** How useful would these options be in helping your organization recycle food scraps that can't be prevented? Scores of 4 and above were given to options rated moderately to very useful, which included information about food scraps and how to sort for

collection; tips to avoid odors and pests; assistance for building food scrap collection improvements; hauler feedback in response to improper sorting; educational classes about food scrap recycling; and assistance for employee/tenant training on proper food scrap sorting.

Food Scrap Recycling Assistance Options (rating scores), N equals 23	Score (1-5)
Information about food scraps and how to sort for collection	4.2
Tips to avoid odors and pests	4.2
Assistance for building food scrap collection improvements	4.1
Feedback from my hauler when I try to put something that doesn't belong in the food scraps bin	4.0
Educational classes about food scrap recycling	4.0
Assistance for employee/tenant training on proper food scrap sorting	4.0
Information about where to purchase compostable bags to put food scraps in	3.8

I don't know = 1, Not at all useful = 2, Slightly useful = 3, Moderately useful = 4, Very useful = 5

Food Scrap Recycling Assistance Options, Response Options

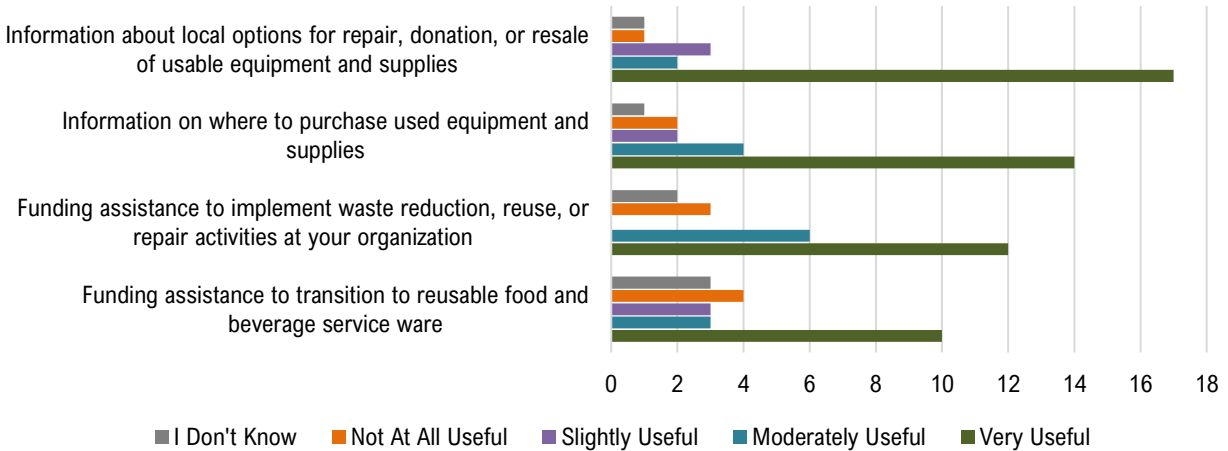


- 4. Waste Reduction and Reuse: How useful would the following options be in helping you reuse items and reduce waste at your organization?** Scores of 4 and above were given to options rated moderately to very useful, which included Information about local options for repair, donation, or resale of usable equipment and supplies; information on where to purchase used equipment and supplies; and funding assistance to implement waste reduction, reuse, or repair activities at their organization.

Reduction and Reuse Assistance Options (rating scores), N equals 23	Score (1-5)
Information about local options for repair, donation, or resale of usable equipment and supplies	4.6
Information on where to purchase used equipment and supplies	4.2
Funding assistance to implement waste reduction, reuse, or repair activities at your organization	4.0
Funding assistance to transition to reusable food and beverage service ware	3.6

I don't know = 1, Not at all useful = 2, Slightly useful = 3, Moderately useful = 4, Very useful = 5

Reduction and Reuse Assistance Options, Response Counts

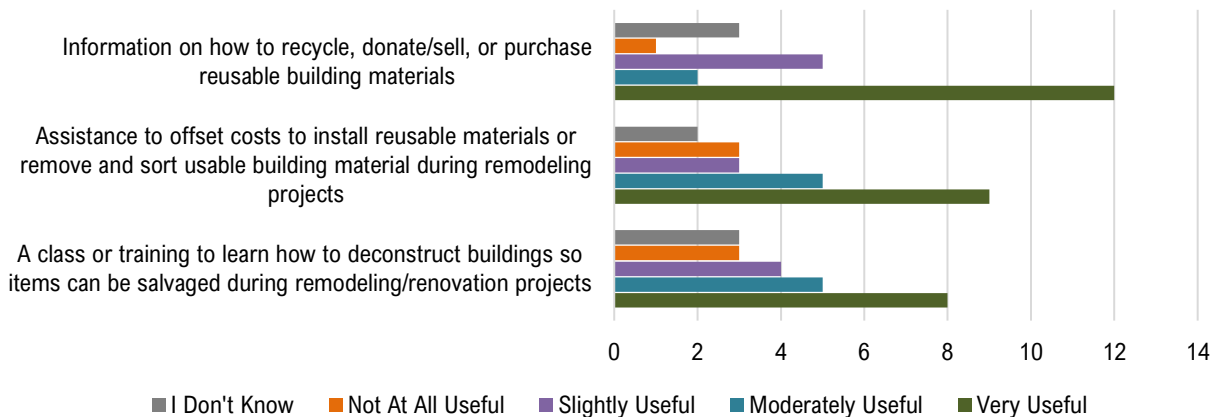


5. **Waste Reduction and Reuse: How useful would these options be in helping you increase your organization’s reuse or recycling of building materials (e.g., lumber, lights, fixtures, cabinets, windows and doors)?** Scores of 4 and above were given to options rated moderately to very useful, which none of the response options received. The top response, which rated slightly useful, was information on how to recycle, donate/sell, or purchase reusable building materials.

Building Material Reuse and Recycling Assistance Options (rating scores), N=23	Score (1-5)
Information on how to recycle, donate/sell, or purchase reusable building materials	3.8
Assistance to offset costs to install reusable materials or remove and sort usable building material during remodeling projects	3.7
A class or training to learn how to deconstruct buildings so items can be salvaged during remodeling/renovation projects	3.5

I don't know = 1, Not at all useful = 2, Slightly useful = 3, Moderately useful = 4, Very useful = 5

Building Material Reuse and Recycling Assistance Options, Response Counts

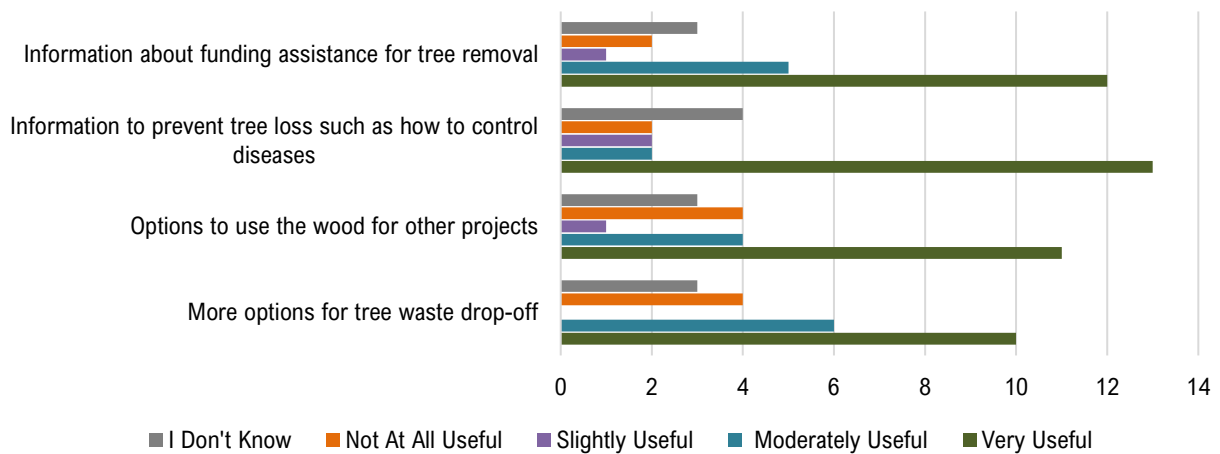


6. **Tree Waste: How useful would these options be in helping you manage your trees and tree waste, if applicable?** Scores of 4 and above were given to options rated moderately to very useful, which none of the response options received. The top response, which rated slightly useful, was information about funding assistance for tree removal.

Tree and Tree Waste Assistance Options (rating scores), N=23	Score (1-5)
Information about funding assistance for tree removal	3.9
Information to prevent tree loss such as how to control diseases	3.8
More options for tree waste drop-off	3.7
Options to use the wood for other projects	3.7

I don't know = 1, Not at all useful = 2, Slightly useful = 3, Moderately useful = 4, Very useful = 5

Tree and Tree Waste Assistance Options, Response Counts



C. MUNICIPALITIES

City and township representatives were invited to a meeting held on April 18, 2024, to discuss specific Policy Plan strategies for waste reduction and reuse, organics (food scraps) and its collection, tree waste, household hazardous waste and building materials. Nineteen municipal staff provided comments in the meeting or by email, representing the following municipalities:

- Apple Valley
- Burnsville
- Eagan
- Empire
- Inver Grove Heights
- Lakeville
- Mendota
- Mendota Heights
- Rosemount
- South St. Paul
- West St. Paul



Meeting with municipalities

Summary of Feedback:

Required Strategy # 19: Offer grants or rebates for organizations to transition to reusable food beverage service ware.

Required Strategy # 20: Offer grants for waste reduction, reuse, and repair.

What's needed for internal operations:

- Technical assistance and information to help municipalities to reduce waste.
- Funding for waste reduction and equipment such as dishwashers and reusable service ware.
- Information about reuse of building materials.

Ideas to expand reuse in the larger business and school community:

- Education, on-site assistance, and incentives or grants.

Required Strategy # 30: Collect recyclables, organics and trash on the same day.

Existing municipal requirements

- Some cities require same day collection in code.
- Haulers are providing same day collection in some cities although it is not required by city code.

Barriers to same day collection requirements:

- An additional container for organics could be an issue where space is limited.

Required Strategy # 40: Make residential curbside organics collection available in cities with a population greater than 5,000 by 2030.

What would help this work:

- Minimize the number of trucks on city streets such as through co-collection with trash or organized collection (e.g., County contracting for service countywide or city grants for researching collection methods including organized collection, impacts on roads, and costs).
- Work with haulers in advance on resident notification and program rollout.
- Provide options (e.g., drop sites) for residents who live in multifamily housing.

- Consider options so lower income households are not burdened by additional waste collection fees.

How to reduce contamination:

- Provide education, trainings, consistent messaging and terminology in multiple languages.
- County designated list of accepted materials; accept food scraps only.
- Require haulers use standardized cart labels.
- Promote organics collection as an opt-in program.

Should this apply to smaller suburban cities with fewer than 5,000 residents:

- Potentially include smaller cities if haulers are serving adjacent towns and there is adequate route density.

Required Strategy # 45: Develop plans to prevent and manage wood waste in each county and throughout the region

Optional Strategy # 49: Develop and distribute Emerald Ash Borer (EAB) tree care education programs for privately owned land.

Current city efforts:

- Most larger cities already offer information about EAB and tree removal and are generally receptive to sharing additional information.
- Several cities have staff foresters who assist residents.
- Several participants expressed a need for more disposal options.

Ideas to reduce open burning of tree waste:

- Add drop sites for yard waste.
- Consider incentives to help offset pick-up and disposal costs.
- Provide education on proper tree waste management.

Required Strategy #63: Partner with cities to increase participation in household hazardous waste (HHW) collection

Existing city drop-offs:

- Some cities have city drop-offs for limited materials (i.e., fluorescent bulbs, batteries) from residents and to expand collection of these limited materials to more cities, funding for staff time would be helpful.
- Limit drop-off collection to bulb and batteries; some staff expressed concerns about collecting hazardous materials such as lithium-ion batteries.

Ideas for households with limited or no transportation:

- Additional, closer locations for HHW drop off.
- Increase promotions of convenient, local businesses that accept HHW (e.g., batteries, vapes).

Ways to enhance education:

- Expand county education to include messaging on why it is important to properly manage HHW and continue to provide funding for municipalities to promote it.
- Cities can collaborate internally across city departments (e.g., fire, engineering).

Optional Strategy #67: Host a building material collection event or swap.

City interest in holding a building materials event:

- A few cities expressed interest in hosting an event or swap.
- One idea is to combine this type of event with a larger city clean-up event.

Needs for hosting an event:

- Information about vendors available to pick up, evaluate, move, store, and reuse the materials.
- Provide support (e.g., Financial, technical assistance) to contract for event/collection, and moving and storing of building materials.

D. WASTE INDUSTRY

Licensed haulers and representatives of solid waste facilities were invited to a meeting held on April 4, 2024, to discuss Policy Plan strategies for organics (food scraps), tree waste, household hazardous waste, and general recycling. Participating organizations included:

- ACE/Waste Connection
- Dakota Wood Grinding
- Dunham, Inc.
- Highland Sanitation
- Republic Services
- SKB Environmental
- WM
- WM SET

Summary of Feedback:

Required strategy # 40: Make residential curbside organics collection available in cities with a population greater than 5,000 by 2030.

What has worked:

- Collecting organics in separate cart.
- Opt-in resident participation results in less contamination (putting wrong items in bin).
- Can work in both open and organized collection systems, but organized collection for organics can control costs and help with education.

What doesn't work:

- Co-collection of organics with other streams (i.e., yard waste, trash) – not a long-term solution.
- Low density routes.

What would help:

- Standardized education about organics and focus messaging on “food scraps.”
- Pre-program notification to residents.
- Partnership on program messaging (e.g., haulers, cities, county).
- Maintaining organics drop-off sites.

Optional strategy # 26: Establish a reuse location for residential drop-off and pick-up.

Optional strategy # 27: Establish a curbside set-out day to allow residents to set out used items for reuse.

Involvement with reuse:

- Most participants said their companies are not involved with reuse.
- Some participants receive customer inquiries that they refer elsewhere.

Curbside set-out days:

- Most participants said their companies do not offer curbside collection for reuse.
- Capacity is limited and curbside collection for reuse offers no profit margin.
- Drop-off at existing donation centers is preferred.
- Curbside events can have problems with scavengers, large crowds, and dumping items that are not reusable.

Required strategy # 45: Develop plans to prevent and manage wood waste in each county and throughout the region.

Current capacity:

- Some participants are affected by capacity limits and see a need for more disposal options in the future, such as burning for energy or biochar production.

Role in education:

- Most participants do not envision a role for their organization in providing this information to customers, indicating it is more of a natural resources program responsibility.

Required strategy # 61: Encourage retailers to increase consumer awareness of responsible end-of-life handling for products containing lithium-ion batteries.

Disposal of lithium-ion batteries:

- Participants agree that improper disposal of lithium-ion batteries is a problem.
- Most have experienced fires in trucks or waste disposal facilities caused by improper disposal.

Ways that the County can help:

- Advocate for producer and retailer responsibility to notify about dangers and take back batteries.
- More education about proper disposal and collaborate with retailers on proper disposal messaging to their customers.

Required strategy # 36: Establish mandatory pre-processing of waste at resource recovery facilities and landfills by 2030.

How this could work:

- Need generators to properly sort and separate materials prior to hauler collection; the County could do random inspections, tag, and fine generators if materials are not properly separated.
- Pre-processing needs to occur in manner to keep landfill workers safe.
- Needs further discussion with facility operators and executives (not in attendance at the meeting).

Potential Pre-Processing Facility Needs:

- Sorting indoors to prevent the wind blowing trash around.
- A football-field-size area.
- A huge tipping floor to go through materials at each landfill.
- Sufficient land for a dirty materials recovery facility (MRF) located by the landfills.
- Magnets to pull out ferromagnetic metals.
- May require a several-hundred-million-dollar new facility.